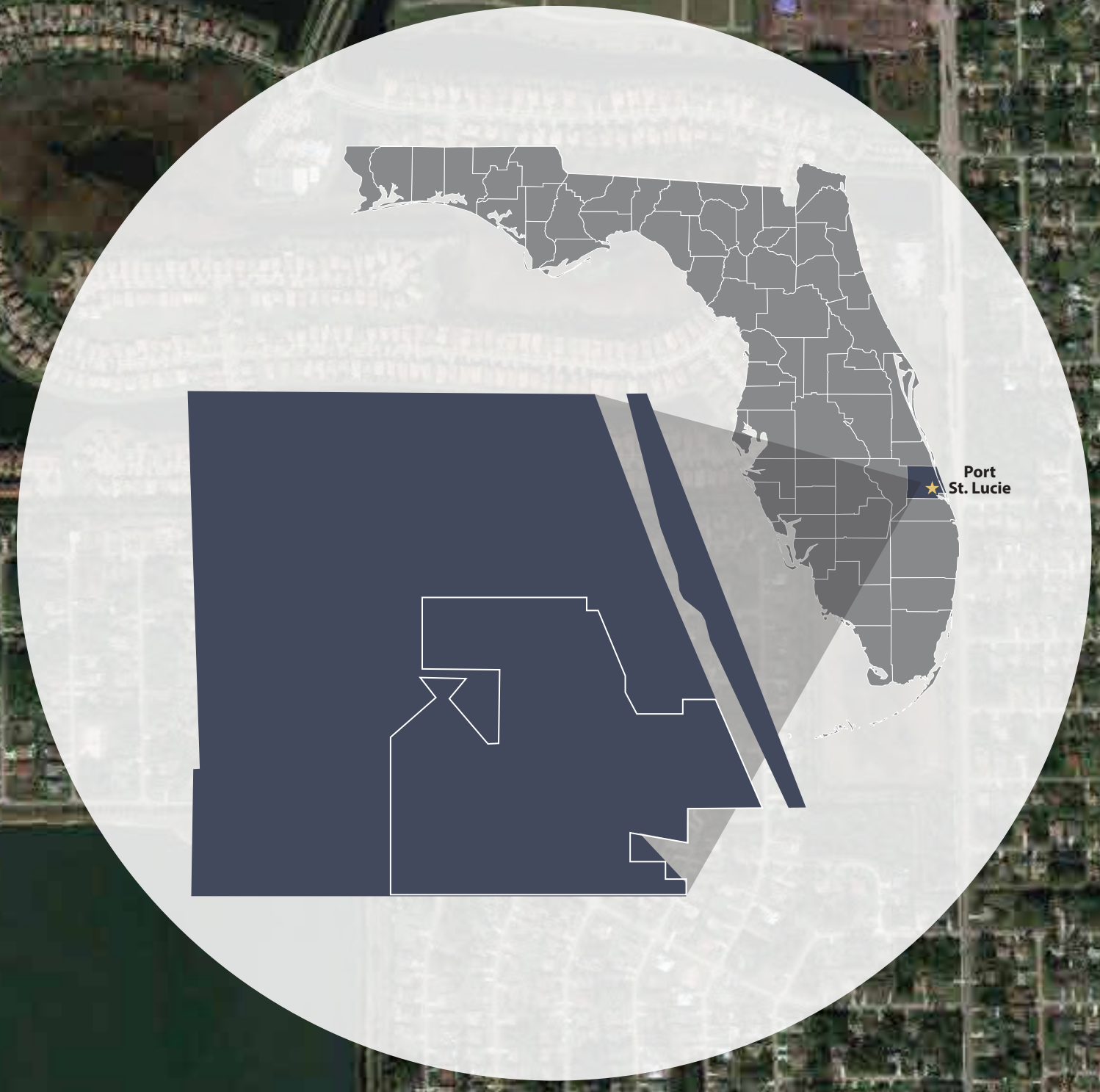


Gatlin Boulevard
 Gatlin Blvd. to St. Lucie West Blvd. using I-95
 AADT 74,692

Exit 118

Exit 114



Pod 1
 SF: 173
 MF: 214
 Apartment = 1,164 Units
 Retail = 210,985 Units
 Office = 887,060 Units
 Warehouse = 315,000 Units
 Hospital = 300 Units
 Hotel = 393 Units

Pod 2
 SF: 441
 Apartment = 225 Units
 Retail = 128,000 Units



Pod 3a
 SF: 402
 Retail = 128,000 Units

Pod 3b
 SF: 902
 Retail = 125,000 Units


Pod 4, 5 & 6
 MF: 786
 Apartment = 900 Units
 Retail = 2,572,375 Units
 Office = 1,487,278 Units
 R&D = 2,460,079
 Warehouse = 4,268,336 Units
 Hotel = 240 Units

Pod 7
 SF: 1,000
 MF: 200
 Retail Units = 520,000

Pod 8
 SF: 734
 MF: 420
 Apartment = 150 Units



LTC Ranch DRI



Del Webb

