

CITY OF PORT ST. LUCIE
COMMUNITY DEVELOPMENT BLOCK GRANT (CDBG)



2020 CONSOLIDATED ANNUAL PERFORMANCE & EVALUATION REPORT (CAPER)
FISCAL YEAR 10/1/20 – 9/30/21

This Annual Performance Report is being submitted by the City of Port St. Lucie for the Community Development Block Grant (CDBG) grant number (B20MC120038) and covers the period from October 1, 2020, through September 30, 2021.

The City of Port St. Lucie's Neighborhood Services Department prepared this report. If you should have any questions or require further information regarding this report, please contact Alessandra "Alex" Tasca at 772-344-4084.

CR-05 - Goals and Outcomes

Progress the jurisdiction has made in carrying out its strategic plan and its action plan. 91.520(a)

This could be an overview that includes major initiatives and highlights that were proposed and executed throughout the program year.

Projects listed in the 2020-21 Action Plan are either completed or currently underway. We expended a total of \$87,801 for homeowner repair/rehabilitation, \$251,025.86 for inclusive park improvements in Rotary Park, \$274,969.00 for sidewalks on Grand Drive, \$1,000 for Economic Development, \$170,919.50 for Culvert replacements in the Windmill Point are, \$146,244.00 for air release valve replacements, and \$121,740.46 for Utility liftstation improvements proposed in the plan. Therefore, we have made significant progress toward meeting our goals and objectives. CDBG funding was utilized to help improve living conditions by correcting health & safety issues and code violations for our low/mod income residents.

Additional emergency COVID-19 (CDBG-CV) was provided to the City. Projects for the use of these funds were added to the the Action Plan through amendments. With these additional funds, we expended a total of \$673,150.90 on emergency mortgage assistance, \$3,622.33 on an emergency vaccine event and information to provide access to vaccine in low/moderate income areas of the City, and \$414,698.21 on wi-fi hotspots and wi-fi service to provide access to Internet to low/moderate income households during periods of quarantine and mandatory virtual schooling.

Comparison of the proposed versus actual outcomes for each outcome measure submitted with the consolidated plan and explain, if applicable, why progress was not made toward meeting goals and objectives. 91.520(g)

Categories, priority levels, funding sources and amounts, outcomes/objectives, goal outcome indicators, units of measure, targets, actual outcomes/outputs, and percentage completed for each of the grantee’s program year goals.

Goal	Category	Source / Amount	Indicator	Unit of Measure	Expected – Strategic Plan	Actual – Strategic Plan	Percent Complete	Expected – Program Year	Actual – Program Year	Percent Complete
Acquisition/Rehabilitation of Single Family Homes	Affordable Housing	NSP: \$ / SHIP: \$	Homeowner Housing Added	Household Housing Unit	10	4	40.00%			

Acquisition/Rehabilitation of Single Family Homes	Affordable Housing	NSP: \$ / SHIP: \$	Direct Financial Assistance to Homebuyers	Households Assisted	25	69	276.00%			
Economic Development	Economic Development	CDBG: \$	Jobs created/retained	Jobs	20	3	15.00%			
Economic Development	Economic Development	CDBG: \$	Businesses assisted	Businesses Assisted	10	5	50.00%	3	2	66.67%
Infrastructure Improvement	Non-Housing Community Development	CDBG: \$	Public Facility or Infrastructure Activities other than Low/Moderate Income Housing Benefit	Persons Assisted	2000	11730	586.50%			
Public Facilities	Non-Housing Community Development	CDBG: \$	Public Facility or Infrastructure Activities other than Low/Moderate Income Housing Benefit	Persons Assisted	2500	26740	1,069.60%	9095	11020	121.17%
Rehabilitation of Owner Occupied Housing Units	Affordable Housing	CDBG: \$396058	Homeowner Housing Rehabilitated	Household Housing Unit	15	22	146.67%	7	9	128.57%
Rehabilitation of Owner Occupied Housing Units	Affordable Housing	CDBG: \$396058	Direct Financial Assistance to Homebuyers	Households Assisted	0	0		10	67	670.00%

Table 1 - Accomplishments – Program Year & Strategic Plan to Date

Assess how the jurisdiction's use of funds, particularly CDBG, addresses the priorities and specific objectives identified in the plan, giving special attention to the highest priority activities identified.

High priority was given to affordable housing activities, infrastructure improvements as well as public facility improvements which have all been given high priority based on public input and stakeholder consultation. CDBG funding was utilized in all three categories of high priority activities which benefit the low/moderate income areas of the City. Due to an increase in funding for emergency COVID-19 assistance more than doubling our annual allocation program focus was shifting to addressing those urgent needs through mortgage assistance, vaccine events and access to Internet as a result of virtual school. Our actual service to individual households for housing was increased significantly because of direct emergency COVID-19 mortgage assistance. Our State Housing Initiatives Partnership (SHIP) program continued to focus on emergency rental and mortgage assistance as well homeowner repair and rehabilitation including emergency repairs.

Our planned Economic Development activity began in January 2019 and our goal was to provide economic development assistance to local area businesses using CDBG and matching funds from an area bank. Upon review of the Business Accelerator Program, four companies qualified for funding under CDBG low/moderate income guidelines and nine companies received assistance from bank funds. The program resumed in October 2019 with 24 new business applicants. Due to the recent pandemic and school closures the classes scheduled for Spring 2020 were rescheduled for the Fall 2020. Current applicants have until December 31, 2021 to submit receipts for reimbursement.

CR-10 - Racial and Ethnic composition of families assisted

Describe the families assisted (including the racial and ethnic status of families assisted).

91.520(a)

	CDBG
White	39
Black or African American	34
Asian	3
American Indian or American Native	0
Native Hawaiian or Other Pacific Islander	0
Total	76
Hispanic	11
Not Hispanic	65

Table 2 – Table of assistance to racial and ethnic populations by source of funds

Narrative

The racial and ethnic composition of families assisted in 2020 with CDBG repair/rehabilitation funding is as follows: White families 5 and Black or African American families 4. Among these households 6 were elderly households, 6 had female head of households and 1 was classified as having special needs.

The racial and ethnic composition of families assisted in 2020 with CDBG COVID-19 mortgage assistance funding is as follows: White families 24; Black or African American families 30, 3 Asian families and 10 other types of racial makeups. These program totals also included 11 Hispanic household and 46 female heads of households.

The Neighborhood Services Department tracks information about the households and who benefits from the infrastructure improvements completed in the low/mod areas of the City. This includes family size and disability status. This information is also available in the SHIP Annual Report. We do not have any areas in the City where the minority population exceeds 25%, therefore, our activities benefit all low to moderate income households regardless of race or ethnicity.

CR-15 - Resources and Investments 91.520(a)

Identify the resources made available

Source of Funds	Source	Resources Made Available	Amount Expended During Program Year
CDBG	public - federal	3,269,839	1,232,547
Other	public - federal	1,476,799	1,048,405
Other	public - state	1,476,799	1,048,405

Table 3 - Resources Made Available

Narrative

From the 2020-2021 CDBG funding, \$251,025.86 was expended for park improvement projects, \$146,244.00 for air release valve replacements, and \$121,740.46 for Utility liftstation improvements, and \$170,919.50 was expended for culvert improvements in low/mod aread. \$274,969.00 was expended for sidewalks and \$1,000 was expended for Microenterprise activities. Additional funding is encumbered for the projects specified in the Action Plan; all projects have been completed or are underway. Under the Neighborhood Stabilization Program (NSP) funding was expended on the construction of 6 affordable single family homes. From the emergency COVID-19 (CDBG-CV) funding, \$673,150.90 was expended on emergency mortgage assistance, \$3,622.33 on an emergency vaccine event and information to provide access to vaccine in low/moderate income areas of the City, and \$414,698.21 on wi-fi hotspots and wi-fi service to provide access to Internet to low/moderate income households during periods of quarantine and mandatory virtual schooling.

In 2020 the City's CDBG allocation was \$1,094,188. An additional \$554,715.95 was made available from 2019 carry over, \$59,462.75 was made available from 2018 carry over, \$118,000 was made available from Neighborhood Stabilization Program (NSP), program income, and \$52,288.32 was made available from CDBG program payoffs. An additional \$1,391,184.08 was made available from CDBG-CV special funding.

In 2020 the "Other" funding made available was from NSP funds, program income and payoffs (totaling \$882,378.58) as well as the City's State Housing Initiatives Partnership (SHIP) funding, payoffs, program income and interest (totaling \$594,420.68). A total of \$477,301.98 was expended under the NSP program and \$571,103.85 was expended under the SHIP program.

Identify the geographic distribution and location of investments

Target Area	Planned Percentage of Allocation	Actual Percentage of Allocation	Narrative Description

Table 4 – Identify the geographic distribution and location of investments

Narrative

There are fifteen census tract block groups within the City where over 46.81% of the residents (Port St. Lucie's Exception Criteria) had incomes below the area's Median Family Income maximums. The City does not reserve funding for any particular area, but these census tracts/block groups are the locations where the City conducts CDBG activities on an area-wide basis when opportunities and funding are available. All CDBG activities were planned to benefit residents within one of these census tract areas or individual low/moderate income households.

CDBG Prior Year Funding:

The City allocated \$320,000 for culvert improvements and \$300,000 for liftstation improvements proposed in the plan which includes low/mod income census tracts 3821.13/1 and 3816.03/2. \$60,000 for Park improvement projects that took place in census tracts 3820.09/ 3 and 3818.02/1. \$25,000 for Economic Development and \$189,732 for Housing Assistance programs also utilized CDBG funding and provide benefits to low/moderate/middle income households citywide.

CDBG Funding:

The City allocated \$315,484 for inclusive Rotary Park improvement projects located in census tract 3818.02/1. \$165,000 for air release valve improvements microbial hot spot areas located in census tracts 3818.02/1, 3820.09/2, 3816.03/2, & 3821.11/4. \$275,000 for the construction of sidewalks along Grand Drive located in census tract 3818.03/2 and \$396,058 for Housing Assistance programs that utilized CDBG funding and provide increased access to affordable housing and housing benefits to low/moderate/middle income households citywide.

NSP 1 and NSP 3 funding is restricted to targeted areas which include the following census tracts: 3815.03, 3818.01, 3818.02, 3820.01, 3820.02, 3820.03, 3820.04, 3820.05, and 3821.05.

Leveraging

Explain how federal funds leveraged additional resources (private, state and local funds), including a description of how matching requirements were satisfied, as well as how any publicly owned land or property located within the jurisdiction that were used to address the needs identified in the plan.

Funds for Community Development projects are leveraged with the City's funds and other Federal and State grants whenever possible, especially if a match is required. By utilizing the remaining NSP funding the City is building six affordable single family homes on City owned lots within the nine designated census tracts. Also, our Economic Development activity funding was matched by an area bank allowing for additional Microenterprise businesses to receive assistance. Our repair and rehabilitation program is primarily funded with State Housing Initiatives Partnership program funding and was also supplemented with the City's Utility funds for water sewer connections and payoffs. State funds and Federal funds for housing programs including but not limited to rental and mortgage assistance and increased access to wi-fi and broadband were received and expended rapidly during the COVID-19 pandemic.

CR-20 - Affordable Housing 91.520(b)

Evaluation of the jurisdiction's progress in providing affordable housing, including the number and types of families served, the number of extremely low-income, low-income, moderate-income, and middle-income persons served.

	One-Year Goal	Actual
Number of Homeless households to be provided affordable housing units	0	0
Number of Non-Homeless households to be provided affordable housing units	43	79
Number of Special-Needs households to be provided affordable housing units	0	1
Total	43	80

Table 5 – Number of Households

	One-Year Goal	Actual
Number of households supported through Rental Assistance	0	67
Number of households supported through The Production of New Units	6	4
Number of households supported through Rehab of Existing Units	37	9
Number of households supported through Acquisition of Existing Units	0	0
Total	43	80

Table 6 – Number of Households Supported

Discuss the difference between goals and outcomes and problems encountered in meeting these goals.

The production of new housing units are currently underway with completion of 6 new affordable homes by January 2022 utilizing our remaining Neighborhood Stabilization (NSP) funding. Application system will open on February 1, 2022, and all homes should be sold by summer 2022. 2 of the 6 homes are reserved for Very Low Income or 50% AMI households (per NSP set aside requirements) and the other 4 homes are reserved for Low Income or 80% AMI households. Our repair/rehab projects are carried with both the CDBG, and SHIP funding and we were able to offer housing repair/rehabilitation

assistance to 7 existing units and water/sewer connection assistance to 2 households utilizing CDBG funding. Of the 7 households that were part of the CDBG housing repair/rehabilitation program 3 were elderly and 1 was special needs. 2 out of the 7 were Extremely Low Income, another 2 out of the 7 were Low Income and 3 out of the 7 were Moderate Income. The 2 water/sewer connection assistance households were both elderly; 1 was Extremely Low Income and the other was Low Income. An additional 35 households were assisted with State SHIP funding (28 Comprehensive repairs, 4 limited repairs, and 3 water sewer connections).

67 housing payment assistance applications were approved and paid (another 31 applications were denied/not qualified under the CDBG-CV rules and regulations). Of the approved 67 applications: 35 were Extremely Low Income, 12 were Low Income, and 20 were Moderate Income.

Discuss how these outcomes will impact future annual action plans.

Future Action Plans will involve prioritizing projects that are the most important to low income households and helping residents avoid displacement and/or homelessness. The City is unique with a very high rate of homeownership, over 75%, and therefore, repair/rehabilitation will remain a core priority. Action Plans will ensure that these projects are analyzed regularly and funded as soon as possible.

Include the number of extremely low-income, low-income, and moderate-income persons served by each activity where information on income by family size is required to determine the eligibility of the activity.

Number of Households Served	CDBG Actual	HOME Actual
Extremely Low-income	38	0
Low-income	17	0
Moderate-income	25	0
Total	80	0

Table 7 – Number of Households Served

Narrative Information

During the 2020-2021 program year; 5 low/moderate income households received repair/rehabilitation assistance, 2 ELI households received repair/rehabilitation assistance, 1 LI household received water/sewer connection assistance, and 1 ELI income household received water/sewer connection assistance from our CDBG funding. Of these clients, there were: 5 were elderly households, and 1 was special needs household. Thru our SHIP funding which was used to leverage the CDBG repair/rehabilitation program an additional set of residents were assisted: 27 low/moderate income clients received repair/rehabilitation assistance, 3 low/moderate income clients received water/sewer connections, and 5 extremely low income clients received repair/rehabilitation assistance. Of these SHIP applicants, there were: 25 were elderly households, and 19 special needs household.

Homeless persons were not directly served by the City's CDBG funding. Homeless populations are served through targeted programs and methodologies executed by the Treasure Coast Homeless Services Council, Inc. (TCHSC) through the tri-County Continuum of Care (CoC) Consortium, of which the City of Port St. Lucie is a part and member. In 2020 the TCHSC reported Homeless Management Information System (HMIS) contributing agencies documented the value of services for homeless prevention, diversion and assistance in our jurisdiction at over \$1.5 million which is an increase from the approximately \$800,000 reported the previous year in 2019. Neighboring Counties in the tri-County CoC (Martin and Indian River) reported the same or more funding amounts. In 2020, there were a total of 64 licenses HMIS end users in our jurisdiction. Funding in the City's jurisdiction served individuals in families with housing (qty. 1,248 individuals), utilities (qty. 1,073 individuals), case management/health (qty. 5,170 individuals), and food services (qty. 3,567 individuals). Permanent supportive housing for homeless individuals was provided to 61 clients in the City's jurisdiction and a total of 278 across the CoC. The TCHSC partnered with the City and County to assist in Emergency Eviction Diversion, Emergency Rental Assistance, and the creation of a Housing Hub during the COVID-19 pandemic. The 2020 Point in Time count reported a total of 188 sheltered homeless and 1,191 unsheltered homeless in our CoC. This number is slightly lower than what was counted in 2019. There are 45 chronically homeless persons. Homeless children (137) and Veterans (68) are of increasing concern for the jurisdiction. The City's Neighborhood Services Department works regular with City officials, and the Police Department to assist with any homeless encounters in the jurisdiction.

The City recognizes the rising need for shelter and affordable housing. A concerted effort to raise awareness and support for affordable housing was conducted and continues being conducted throughout all Neighborhood Services activities and programs in collaboration with the City's Communications Department. Community partnerships in the jurisdiction are strong and all affordable housing projects and programs as well as the ones that address homelessness are supported by the City with the City's resources, when possible.

CR-25 - Homeless and Other Special Needs 91.220(d, e); 91.320(d, e); 91.520(c)

Evaluate the jurisdiction's progress in meeting its specific objectives for reducing and ending homelessness through:

Reaching out to homeless persons (especially unsheltered persons) and assessing their individual needs

The Treasure Coast Homeless Services Council, Inc. (TCHSC) serves as the official Continuum of Care for the Treasure Coast (St. Lucie, Martin and Indian River counties). It is the official qualified applicant for State and Federal homeless prevention, program development and direct services funding on the Treasure Coast. It is also the lead agency for the State Office on Homelessness on behalf of the three county area. The Council operates a Homeless Resource Center for the Treasure Coast, which provides direct financial assistance to homeless and near-homeless families. These funds are paid directly to landlords and utility companies, not to applicants. The Council owns and operates 13 units of NSP affordable rental housing units in St. Lucie County for individuals and families who are at or below 30% of the area median income, with rents ranging from \$700-\$900 per month. During 2020, 19 adults with 22 children lived in these units.

TCHSC's HMIS (Homeless Management Information System), tracks all services provided by participating end users to persons and households throughout the Treasure Coast. It tracks critical information about needs and services but it can also track the reason why services which were requested were not provided. The HMIS provides a greater understanding of all households seeking assistance and what services are accessed. It reduces duplication among agencies and allows for participation in coordinated entry and coordinated service delivery. During 2020, HMIS contributing agencies documented \$5,138,957 in services they provided to prevent and end homelessness. This was an almost doubling of the over \$2 million provided in 2019. These services were provided to a total of 9,370 unduplicated individuals, and impacted a total of 16,692 individuals. There are 8 participating agencies in St. Lucie County (SLC) which serve the City of Port St. Lucie: Angels of Hope Outreach, Children's Home Society, Mustard Seed Ministries, New Horizons, Salvation Army of SLC, SLC Community Services, TCHSC Resource Center, and United Against Poverty. HMIS documented the value of services in St. Lucie County in 2020 to be \$1,557,290 (the documented value of services in 2019 was \$818,442).

One of the benefits of the Coordinated Entry system is that households can obtain appropriate referrals to multiple agencies with one phone call. The top four services provided by the CoC members during 2020 were housing related, utilities, case management/mental health and food (the same as in 2019). Other services include clothing, furniture, household goods, education/training, and gas/bus fares, etc.

Addressing the emergency shelter and transitional housing needs of homeless persons

TCHSC coordinates all grant funding applications for homeless prevention and rapid rehousing through the State Office on Homelessness and HUD. In partnership with Indian River, St. Lucie, and Martin

Counties, TCHSC received \$1,665,175 (which was less than \$100,000 more than what was received in 2019) in HUD funding to house chronically homeless individuals in 2020. During 2020, the TCHSC was awarded an additional \$911,000 in ESG, \$148,500 in Challenge funds, and \$2,109,661 in CARES Act funds because of its ability to quickly assist clients in need and manage funds efficiently. In 2019, St. Lucie County received \$409,968 in grant funding to provide permanent supportive housing, case management, and supportive services to 65 families.

In 2020, 3,583 households were pre-screened with the Coordinated Entry System. Of these households 1,029 (or 29% of the tri-county area serviced) were in SLC. Of the 1,029 in SLC 760 were screened for Homeless Prevention and the remaining 269 were screened for Re-housing.

In 2020, SLC Veterans served by SSVF (Supportive Services for Veteran Families) and SLC Community Services were 43. Of these 43 served, 24 were provided rapid rehousing assistance and 19 were provided homeless prevention assistance.

Helping low-income individuals and families avoid becoming homeless, especially extremely low-income individuals and families and those who are: likely to become homeless after being discharged from publicly funded institutions and systems of care (such as health care facilities, mental health facilities, foster care and other youth facilities, and corrections programs and institutions); and, receiving assistance from public or private agencies that address housing, health, social services, employment, education, or youth needs

The Neighborhood Services Department provides referrals to the all of the TCHSC partner agencies, the housing authority or to low cost apartments in the area when necessary. Affordable rental housing continues to be a need in the jurisdiction. The COVID-19 pandemic and the sharp rise in construction activity and well as housing costs has exacerbated to problem exponentially. The City is working with a Community Land Trust and all partners in the CoC to work on new projects to help address the need. Extreme cases are being addressed by the the City, County and TCHSC as a collaborative team effort in partnership with all other social agencies and the County Clerk of Courts. Eviction diversion has been a top priority for the City with COVID-19 emergency relief funding through the CARES Act and American Rescue Plan Act and will continue to be so through 2021 and 2022.

Helping homeless persons (especially chronically homeless individuals and families, families with children, veterans and their families, and unaccompanied youth) make the transition to permanent housing and independent living, including shortening the period of time that individuals and families experience homelessness, facilitating access for homeless individuals and families to affordable housing units, and preventing individuals and families who were recently homeless from becoming homeless again

The Neighborhood Services Department is a member of the Treasure Coast Homeless Services Council and the Council of Social Agencies (C.O.S.A.). These agencies provide referral services for individuals and

families needing assistance throughout the county, including assistance for the homeless. In addition, the Police Department serves as a member of the "One-Stop" program, which uses the above information for client referrals countywide.

St. Lucie County counts the number of sheltered and unsheltered homeless persons at a given point in time each year during the last ten days of January. The results of this survey for January 2020 are added as an attachment to the CAPER report.

CR-30 - Public Housing 91.220(h); 91.320(j)

Actions taken to address the needs of public housing

The Public Housing Authority is located outside of Port St Lucie City limits.

Actions taken to encourage public housing residents to become more involved in management and participate in homeownership

Not applicable

Actions taken to provide assistance to troubled PHAs

There are not any troubled PHA's located in the City of Port St Lucie or St. Lucie County.

CR-35 - Other Actions 91.220(j)-(k); 91.320(i)-(j)

Actions taken to remove or ameliorate the negative effects of public policies that serve as barriers to affordable housing such as land use controls, tax policies affecting land, zoning ordinances, building codes, fees and charges, growth limitations, and policies affecting the return on residential investment. 91.220 (j); 91.320 (i)

The City of Port St. Lucie, as a recipient of State Housing Initiatives Partnership (SHIP) funding, is required every three years to form an Affordable Housing Advisory Committee (AHAC) to review and assess public policies that serve as barriers to affordable housing and to report on that assessment. In September 2018 the AHAC was reestablished to prepare a report on affordable housing incentives for submission to Florida Housing Finance Corporation.

Due to a change in Florida State legislation (Omnibus Housing Bill HB 1339) in the summer of 2020 the City will now be convening the AHAC every year beginning in 2021. The City is due to produce our next LHAP (Local Housing Action Plan) by Dec. 2021.

Actions taken to address obstacles to meeting underserved needs. 91.220(k); 91.320(j)

Housing Needs: The City's SHIP Housing Assistance Program received \$367,353 in funding for the state fiscal year 2019-2020. We also received \$129,651 in NSP and CDBG program income returned when assisted houses were sold or refinanced. Twenty percent of the SHIP funding allocations must be reserved for special needs clients, with emphasis on developmentally disabled individuals. Housing prices have climbed to the point that fewer households can afford to purchase. The City has recently contracted to build six single family residences in the targeted Neighborhood Stabilization Program (NSP) census tracts which will expedite the expenditure of the remaining NSP grant funds.

Community Development Needs. Water quality continues to be an area of concern as the City continues to grow in population size. As such, funding is being allocated to provide water/sewer connection grants to low/moderate income residents to mitigate the negative environmental effects of the aging septic systems on or near the St. Lucie River which is an important natural resource in our community. Water/Sewer connections are funded with CDBG and SHIP funds as grants to low/moderate income households within the City limits.

Actions taken to reduce lead-based paint hazards. 91.220(k); 91.320(j)

All homes that come through the repair/rehab program are inspected and if the home is built prior to 1978 paint samples are tested for lead at a licensed laboratory. If the presence of lead is found in the home, steps to abate the lead will be taken if feasible.

Actions taken to reduce the number of poverty-level families. 91.220(k); 91.320(j)

Our anti-poverty strategy consists of a concentrated effort to increase economic opportunities for citizens of Port St. Lucie, particularly those in low and moderate-income households. Housing and economic programs that have been helpful to this strategy include CDBG and SHIP funding. SHIP and CDBG funding was used to provide repair/rehabilitation assistance to 33 low/moderate income households. Additionally, local funds and other grant funds are being used for some of the infrastructure improvements. The use of funding for housing has helped to create job opportunities (construction work) for area residents.

Actions taken to develop institutional structure. 91.220(k); 91.320(j)

The City of Port St. Lucie enrolls in training events, when available, to increase knowledge of staff members regarding funding needs and programs available to meet those needs. Lending consortium meetings are held quarterly to keep lender groups connected and focused on affordable housing issues within the county.

Actions taken to enhance coordination between public and private housing and social service agencies. 91.220(k); 91.320(j)

The City continues to coordinate with the St. Lucie County Community Services Department and social service agencies, such as COSA (Council of Social Agencies), and SAFER St Lucie to enhance coordination between public and private housing and social service agencies.

Identify actions taken to overcome the effects of any impediments identified in the jurisdictions analysis of impediments to fair housing choice. 91.520(a)

The City updated its Analysis of Impediments to Fair Housing Choice in March 2017, and the Analysis of Impediments data tables were updated. This analysis found several issues that may restrict housing choice, among them lack of education/communication regarding housing; lack of centralized reporting and mortgage/rent issues. The City takes certain actions each year to reduce these impediments and bring fair housing to the forefront. These actions are listed as follows:

1. Continue to enforce its fair housing policies
2. Proclaim one month of each year (usually April) fair housing month and promote fair housing practices via numerous forms of media. Work with other public and private organizations to improve educational activities such as training seminars, symposiums and housing events that expand the understanding of legislation associated with Fair Housing. Information regarding housing and services for persons with disabilities will be included.
3. Continue to print and distribute (in English/Spanish) fair housing brochures in the City's facilities.
4. Collaborate with community and professional organizations to promote a fair housing educational

program.

CR-40 - Monitoring 91.220 and 91.230

Describe the standards and procedures used to monitor activities carried out in furtherance of the plan and used to ensure long-term compliance with requirements of the programs involved, including minority business outreach and the comprehensive planning requirements

Our CDBG activities did not require monitoring of sub-recipients. When they do, we ask for written reports and make on-site visits to ensure compliance with CDBG requirements. Otherwise, the City ensures that it follows its Action Plan, allocating funds, and reallocating when necessary, according to its provisions. We review performance measurements as each project is completed and report progress quarterly in the IDIS system.

The City monitored its infrastructure projects as indicated above. We continued to meet our timeliness requirements for CDBG. Housing programs were monitored throughout the year to ensure compliance with income set asides, etc. The Annual Report for SHIP funding was completed in September 2019. We compare projects completed with projects proposed under the Action Plan in order to evaluate our CDBG progress on infrastructure projects. We compare the Annual Goals and Objectives with actual amounts expended and units completed. This information was included in our Action Plan for 2018 and contains numerical goals for resources used during the program year. Direct results and actual benefits from the program are listed within each area of this narrative report.

We have helped improve property values and eliminated significant health and safety deficiencies for families as a result of housing rehabilitation. In looking back at the programs and activities that took place last year, the City stayed on target with the goals and objectives listed in the Consolidated Plan. In the Housing Program, we utilized our funding in the areas where demand was highest. As in previous years the highest need was for homeowner repair/rehabilitation. We have completed repairs or rehabilitated 33 homes during the fiscal year. Another 12 repair/rehab home projects are currently underway.

Citizen Participation Plan 91.105(d); 91.115(d)

Describe the efforts to provide citizens with reasonable notice and an opportunity to comment on performance reports.

The availability of the Annual Performance report narrative and all IDIS reports was advertised in a local newspaper and the actual report was made available for review for 14 days. A public hearing was held on December 06, 2021. ***No comments were received as a result of the public hearing.***

Additionally, we engage in regular community outreach all year long about our programs and projects via our Communications Department, specialized Neighborhood Improvement and Community Engagement (NICE) Office and all social media channels. Newspaper advertisements are placed regularly according to Federal Regulations. Two special public outreach meetings were conducted in April of 2021 together with an in-depth survey regarding CDBG and the preparation of the City's newest 5 year Consolidated Plan. Non profit and governmental stakeholders from the entire County were contacted and surveyed in reference to the preparation of a new Analysis of Impediments. Accommodations and language service are always posted and available.

CR-45 - CDBG 91.520(c)

Specify the nature of, and reasons for, any changes in the jurisdiction's program objectives and indications of how the jurisdiction would change its programs as a result of its experiences.

The City of Port St. Lucie is responsive to changes in the physical environment that may have a negative impact on its citizens. Steps are taken to mitigate or improve the negative changes as soon as possible. The Neighborhood Services Department works closely with it's counterparts at St. Lucie County on housing related issues and collaborations and rolled out programs together for local emergency housing assistance during the COVID-19 pandemic recovery period. The Department also works closely on project interdepartmental teams within the City and communicates regularly with the County's 300+ network of non-profit service providers and the CoC. Monthly meetings allow swift responsiveness to any issues that arise.

Does this Jurisdiction have any open Brownfields Economic Development Initiative (BEDI) grants?

No

[BEDI grantees] Describe accomplishments and program outcomes during the last year.

CR-45 - CDBG 91.520(c)

Specify the nature of, and reasons for, any changes in the jurisdiction’s program objectives and indications of how the jurisdiction would change its programs as a result of its experiences.

The City of Port St. Lucie is responsive to changes in the physical environment that may have a negative impact on its citizens. Steps are taken to mitigate or improve the negative changes as soon as possible. The Neighborhood Services Department works closely with it’s counterparts at St. Lucie County on housing related issues and collaborations and rolled out programs together for local emergency housing assistance during the COVID-19 pandemic recovery period. The Department also works closely on project interdepartmental teams within the City and communicates regularly with the County’s 300+ network of non-profit service providers and the CoC. Monthly meetings allow swift responsiveness to any issues that arise.

Does this Jurisdiction have any open Brownfields Economic Development Initiative (BEDI) grants?

No

[BEDI grantees] Describe accomplishments and program outcomes during the last year.

Attachment

Proof of Publication ENG y SPA - Nov 2021

Treasure Coast Newspapers
PART OF THE USA TODAY NETWORK

St Lucie News Tribune
1801 U.S. 1, Vero Beach, FL 32960
AFFIDAVIT OF PUBLICATION

CITY OF PORT ST. LUCIE, NEIGHBORHOOD
121 SW PORT ST LUCIE BLVD

PORT ST LUCIE, FL 34984-5042

STATE OF WISCONSIN
COUNTY OF BROWN

Before me undersigned authority personally appeared, said legal clerk, who on oath says that she is a legal clerk of the St Lucie News Tribune, a daily newspaper published at Fort Pierce in St Lucie County, Florida; that the attached copy of advertisement was published in the St Lucie News Tribune in the following issues below. Alient further says that the said St Lucie News Tribune is a newspaper published in Fort Pierce in said St. Lucie County, Florida, and that said newspaper has heretofore been continuously published in said St. Lucie County, Florida, daily and distributed in St. Lucie County, Florida, for a period of one year next preceding the first publication of the attached copy of advertisement; and affiant further says that she has neither paid or promised any person, firm or corporation any discount, rebate, commission or refund for the purpose of securing this advertisement for publication in the said newspaper. The St Lucie News Tribune has been entered as Periodical Matter of the Post Offices in Fort Pierce, St. Lucie County, Florida and has been for a period of one year next preceding the first publication of the attached copy of advertisement.

Issue(s) dated before where the dates are noted: 11/28/2021



Subscribed and sworn to before on November 27, 2021:


Notary, State of Wis. County of Brown

11/30/2021
My commission expires

Publication Cost: \$193.44
Ad No: 0005017296
Customer No: 1515063
PO #

AMY KOKOTT
Notary Public
State of Wisconsin

of Affidavits: 1

NOTICE OF PUBLIC HEARING AND REQUEST FOR COMMENTS ON THE CITY OF PORT ST. LUCIE COMMUNITY DEVELOPMENT BLOCK GRANT (CDBG) 2020/2021 CONSOLIDATED ANNUAL PERFORMANCE & EVALUATION REPORT (CAPER)

The Community Development Block Grant (CDBG) Consolidated Annual Performance & Evaluation Report (CAPER) will be available for review and comment from December 07, 2021 through December 23, 2021 at the City of Port St. Lucie Neighborhood Services Office, City Hall Building A, 121 Port St. Lucie Blvd, Port St. Lucie, FL 34984, Building A, open 8:00 a.m. - 5:00 p.m., Monday through Friday. The report will also be available on the city's web site at www.cityofpsl.com. All written comments should be submitted to the Neighborhood Services Department and addressed to the attention of the Deputy Director, Alessandra Tacca either by mail or electronic mail at atacca@cityofpsl.com. Written comments and/or comments received during the public hearing, or during the review period, will be summarized, answered, and then forwarded to the Department of Housing and Urban Development in Jacksonville, Florida with the CAPER.

The City of Port St. Lucie will hold a public hearing for comments on December 06, 2021. The public hearing will be held during a regularly scheduled City Council meeting. City Council meetings are held in the Council Chambers in the City Hall Building, located at 121 SW Port St. Lucie Boulevard, Port St. Lucie, FL, beginning at 6:00 p.m.

The City of Port St. Lucie received \$1,094,355 in Community Development Block Grant (CDBG) funds for the grant period of October 1, 2020 through September 30, 2021. Of the \$1,094,355 allocation, twenty percent or \$218,871 was allocated for administration and \$875,484 for project funding.

The CAPER includes a List of Activities by Program Year, Activity Summary Report (GPR), Summary of Consolidated Plan Projects, Summary of Community Development Accomplishments, CDBG Financial Summary Report and Performance Measurements Report. These reports show all CDBG activities undertaken this past year, the amounts expended and balances available for each project. The final report is the CAPER Narrative. The narrative summarizes all CDBG activities planned compared to actions taken and includes the Housing strategies funded through the SHIP (State Housing Initiatives Partnership) and NSP (Neighborhood Stabilization Program) programs. The narrative report provides an opportunity to assess the performance of the City in relation to meeting overall five-year priorities of the Consolidated Plan and the one-year Action Plan.

THE CITY OF PORT ST. LUCIE NEIGHBORHOOD SERVICES PROGRAMS DO NOT DISCRIMINATE AGAINST ANY PERSON BECAUSE OF RACE, COLOR, RELIGION, SEX, HANDICAP, FAMILIAL STATUS, OR NATIONAL ORIGIN OR AGAINST ANY OTHER PROTECTED CLASSES.

To request additional information please call 772-344-4084. Para más información en español, llame al (772) 344-4084. Pub: Nov 26, 2021 #5017296

Public Notices

NOTICE OF PUBLIC HEARING AND REQUEST FOR COMMENTS ON THE CITY OF PORT ST. LUCIE COMMUNITY DEVELOPMENT BLOCK GRANT (CDBG) 2020/2021 CONSOLIDATED ANNUAL PERFORMANCE & EVALUATION REPORT (CAPER)

The Community Development Block Grant (CDBG) Consolidated Annual Performance & Evaluation Report (CAPER) will be available for review and comment from December 07, 2021 through December 21, 2021 at the City of Port St. Lucie Neighborhood Services Office, City Hall, Building A, 121 Port St. Lucie Blvd., Port St. Lucie, FL 34984. Building A is open 8:00 a.m. - 5:00 p.m., Monday through Friday. The report will also be available on the city's web site at www.cityofpsl.com. All written comments should be submitted to the Neighborhood Services Department and addressed to the attention of the Deputy Director, Alessandra Tascia either by mail or electronic mail at atascia@cityofpsl.com. Written comments and/or comments received during the public hearing, or during the review period will be summarized, answered, and then forwarded to the Department of Housing and Urban Development in Jacksonville, Florida with the CAPER.

The City of Port St. Lucie will hold a public hearing for comments on December 06, 2021. The public hearing will be held during a regularly scheduled City Council meeting. City Council meetings are held in the Council Chambers in the City Hall Building, located at 121 SW Port St. Lucie Boulevard, Port St. Lucie, FL, beginning at 6:30 p.m.

The City of Port St. Lucie received \$1,094,355 in Community Development Block Grant (CDBG) funds for the grant period of October 1, 2020 through September 30, 2021. Of the \$1,094,355 allocation, twenty percent or \$218,871 was allocated for administration and \$875,484 for project funding.

The CAPER includes a List of Activities by Program Year, Activity Summary Report (GPR), Summary of Consolidated Plan Projects, Summary of Community Development Accomplishments, CDBG Financial Summary Report and Performance Measurements Report. These reports show all CDBG activities undertaken in this past year, the amounts expended and balances available for each project. The final report is the CAPER Narrative. The narrative summarizes all CDBG activities planned compared to actions taken and includes the housing strategies funded through the SHIP (State Housing Initiatives Partnership) and NSP (Neighborhood Stabilization Program) programs. The narrative report provides an opportunity to assess the performance of the City in relation to meeting overall five-year priorities of the Consolidated Plan and the one-year Action Plan.

THE CITY OF PORT ST. LUCIE NEIGHBORHOOD SERVICES PROGRAMS DO NOT DISCRIMINATE AGAINST ANY PERSON BECAUSE OF RACE, COLOR, RELIGION, SEX, HANDICAP, FAMILIAL STATUS, OR NATIONAL ORIGIN OR AGAINST ANY OTHER PROTECTED CLASSES.

To request additional information please call 772-344-4084. Para más información en español, llame al (772) 344-4084. Publ. Nov 26, 2021 #5017296

Sale of Abandoned Property at Public Auction Notice is hereby given that Storage Rentals of America, 8705 Se Federal Hwy Hobe Sound, FL 33455 will hold public auction of stored personal property to enforce liens against the below named persons for non-payment of rent pursuant to the Florida Self Storage Facility Act Statutes (Section 83.801 et seq). Auction sale for the following units will take place at Lockerfox.com on December 16, 2021 at 11:00 am or Thereafter. Sale of property includes Miscellaneous items.

Table with 3 columns: Unit, Name, Items. Row 1: 1004 Joe Blisat Household Items. Row 2: 2151 William Rudge Lighting Fixtures. Publish: Nov 26th, Dec 3rd, 2021 TCN5018285

CITY OF FORT PIERCE NOTICE OF PROPOSED ANNEXATION

The City Commission of the City of Fort Pierce, Florida, pursuant to Chapter 171 of Florida State Statutes, and of the Code of Ordinances of the City of Fort Pierce, will on Monday, November 15, 2021, at 8:30 a.m. and Monday, December 6, 2021, at 8:00 p.m. public hearings on the ordinance of the following proposed annexation ordinance or first and second readings, respectively, in the City Hall Council Chambers, 100 North U.S. Hwy. 1, Fort Pierce, Florida, said ordinance and first reading.

ORDINANCE NO. 21-060 - AN ORDINANCE EXTENDING THE TERRITORIAL LIMITS OF THE CITY OF FORT PIERCE, FLORIDA, TO INCLUDE 3000 SHARON STREET IN FORT PIERCE, FLORIDA AND SHOWING ON EXHIBIT A, DIRECTING THE ST. LUCIE COUNTY PROPERTY APPRAISER TO ASSESS SAID PROPERTY AND PLACE IT ON THE CITY TAX ROLLS AS OF JANUARY 1, 2022. DIRECTING THE ST. LUCIE COUNTY TAX COLLECTOR TO COLLECT TAXES ON THE HEREIN DESCRIBED PROPERTY. ESTABLISHING THE ZONING DESIGNATION, ESTABLISHING THE LAND USE DESIGNATION, DIRECTING THE CLERK OF THE CIRCUIT COURT AND CHIEF ADMINISTRATIVE OFFICER OF ST. LUCIE COUNTY, DIRECTING REVISION OF THE CHARTER BOUNDARY ARTICLE TO BE FILED WITH THE DEPARTMENT OF STATE AND SUBMITTED TO THE OFFICE OF ECONOMIC AND DEMOGRAPHIC RESEARCH, PROVIDING FOR A SEVERABILITY CLAUSE, REPEALING ALL ORDINANCES OR PARTS THEREOF IN CONFLICT HERewith AND PROVIDING FOR AN EFFECTIVE DATE. Form # 2419-341-0012-000-7

ORDINANCE NO. 21-061 - AN ORDINANCE EXTENDING THE TERRITORIAL LIMITS OF THE CITY OF FORT PIERCE, FLORIDA, TO INCLUDE 4119 OLEANDER AVENUE IN FORT PIERCE, FLORIDA AND SHOWING ON EXHIBIT A, DIRECTING THE ST. LUCIE COUNTY PROPERTY APPRAISER TO ASSESS SAID PROPERTY AND PLACE IT ON THE CITY TAX ROLLS AS OF JANUARY 1, 2022. DIRECTING THE ST. LUCIE COUNTY TAX COLLECTOR TO COLLECT TAXES ON THE HEREIN DESCRIBED PROPERTY. ESTABLISHING THE ZONING DESIGNATION, ESTABLISHING THE LAND USE DESIGNATION, DIRECTING THE CLERK OF THE CIRCUIT COURT AND CHIEF ADMINISTRATIVE OFFICER OF ST. LUCIE COUNTY, DIRECTING REVISION OF THE CHARTER BOUNDARY ARTICLE TO BE FILED WITH THE DEPARTMENT OF STATE AND SUBMITTED TO THE OFFICE OF ECONOMIC AND DEMOGRAPHIC RESEARCH, PROVIDING FOR A SEVERABILITY CLAUSE, REPEALING ALL ORDINANCES OR PARTS THEREOF IN CONFLICT HERewith AND PROVIDING FOR AN EFFECTIVE DATE. Form # 2419-341-0012-000-6

ORDINANCE NO. 21-062 - AN ORDINANCE EXTENDING THE TERRITORIAL LIMITS OF THE CITY OF FORT PIERCE, FLORIDA, TO INCLUDE 4119 OLEANDER AVENUE IN FORT PIERCE, FLORIDA AND SHOWING ON EXHIBIT A, DIRECTING THE ST. LUCIE COUNTY PROPERTY APPRAISER TO ASSESS SAID PROPERTY AND PLACE IT ON THE CITY TAX ROLLS AS OF JANUARY 1, 2022. DIRECTING THE ST. LUCIE COUNTY TAX COLLECTOR TO COLLECT TAXES ON THE HEREIN DESCRIBED PROPERTY. ESTABLISHING THE ZONING DESIGNATION, ESTABLISHING THE LAND USE DESIGNATION, DIRECTING THE CLERK OF THE CIRCUIT COURT AND CHIEF ADMINISTRATIVE OFFICER OF ST. LUCIE COUNTY, DIRECTING REVISION OF THE CHARTER BOUNDARY ARTICLE TO BE FILED WITH THE DEPARTMENT OF STATE AND SUBMITTED TO THE OFFICE OF ECONOMIC AND DEMOGRAPHIC RESEARCH, PROVIDING FOR A SEVERABILITY CLAUSE, REPEALING ALL ORDINANCES OR PARTS THEREOF IN CONFLICT HERewith AND PROVIDING FOR AN EFFECTIVE DATE. Form # 2419-341-0012-000-6

Public Notices

NOTICE OF APPLICATION FOR TAX DEED

CASE NO: 2021-0088TD

NOTICE IS HEREBY GIVEN: PALM BEACH HEIGHTS LANDOWNERS COALITION, INC, the holder of the following certificate has filed said certificates for a tax deed to be issued thereon. The certificate number, the description of the property, and the names in which it was assessed are as follows:

Certificate No.: 2019-3209 Date of Issuance: June 01, 2019

Description of Property: PALM BEACH HEIGHTS DD-720, DD-753, & W 1/4 DD-719 DD-754

Parcel ID: 11-40-40-000-300-01240-1

Said property being in the County of Martin, State of Florida.

Name in which assessed: WALTER SCRIBER

Unless said certificate shall be redeemed according to law, the property described in such certificate shall be sold to the highest bidder, on the 8th day of December, 2021 at 10:00AM at https://martin.realtaxdeed.com, or any subsequently scheduled sale date. Property sold is subject to any additional outstanding taxes.

CAROLYN TIMMANN CLERK OF THE CIRCUIT COURT & COMPTROLLER Martin County, Florida s/ Michelle Davis Deputy Clerk

If you are a person with a disability who needs any accommodation in order to participate in this proceeding, you are entitled, at no cost to you, to the provision of certain assistance. Please contact Sue Konney- 100 SE OCEAN BLVD, STUART, FL 34994 at (772) 288-5554 within 2 working days of your receipt of this Notice of Application for Tax Deed; if you are seeing or voice impaired, call 711.

Pub: Nov. 05, 12, 19, 26, 2021 TCN4985063

NOTICE OF APPLICATION FOR TAX DEED

CASE NO: 2021-0109TD

NOTICE IS HEREBY GIVEN: PALM BEACH HEIGHTS LANDOWNERS COALITION, INC, the holder of the following certificate has filed said certificates for a tax deed to be issued thereon. The certificate number, the description of the property, and the names in which it was assessed are as follows:

Certificate No.: 2019-3542 Date of Issuance: June 01, 2019

Description of Property: PALM BEACH HEIGHTS JJ-213

Parcel ID: 20-40-40-000-300-00620-4

Said property being in the County of Martin, State of Florida.

Name in which assessed: WM O WEEDON AND ELIZABETH WEEDON

Unless said certificate shall be redeemed according to law, the property described in such certificate shall be sold to the highest bidder, on the 8th day of December, 2021 at 10:00AM at https://martin.realtaxdeed.com, or any subsequently scheduled sale date. Property sold is subject to any additional outstanding taxes.

CAROLYN TIMMANN CLERK OF THE CIRCUIT COURT & COMPTROLLER Martin County, Florida s/ Michelle Davis Deputy Clerk

If you are a person with a disability who needs any accommodation in order to participate in this proceeding, you are entitled, at no cost to you, to the provision of certain assistance. Please contact Sue Konney- 100 SE OCEAN BLVD, STUART, FL 34994 at (772) 288-5554 within 2 working days of your receipt of this Notice of Application for Tax Deed; if you are seeing or voice impaired, call 711.

Pub: Nov. 05, 12, 19, 26, 2021 TCN4986401

NOTICE OF APPLICATION FOR TAX DEED

CASE NO: 2021-0108TD

NOTICE IS HEREBY GIVEN: PALM BEACH HEIGHTS LANDOWNERS COALITION, INC, the holder of the following certificate has filed said certificates for a tax deed to be issued thereon. The certificate number, the description of the property, and the names in which it was assessed are as follows:

Certificate No.: 2019-3532 Date of Issuance: June 01, 2019

Description of Property: PALM BEACH HEIGHTS JJ-315

Parcel ID: 20-40-40-000-200-00480-5

Said property being in the County of Martin, State of Florida.

Name in which assessed: WILLIAM SORMOS

Unless said certificate shall be redeemed according to law, the property described in such certificate shall be sold to the highest bidder, on the 8th day of December, 2021 at 10:00AM at https://martin.realtaxdeed.com, or any subsequently scheduled sale date. Property sold is subject to any additional outstanding taxes.

CAROLYN TIMMANN CLERK OF THE CIRCUIT COURT & COMPTROLLER Martin County, Florida s/ Michelle Davis Deputy Clerk

If you are a person with a disability who needs any accommodation in order to participate in this proceeding, you are entitled, at no cost to you, to the provision of certain assistance. Please contact Sue Konney- 100 SE OCEAN BLVD, STUART, FL 34994 at (772) 288-5554 within 2 working days of your receipt of this Notice of Application for Tax Deed; if you are seeing or voice impaired, call 711.

Pub: Nov. 05, 12, 19, 26, 2021 TCN4986394

NOTICE OF APPLICATION FOR TAX DEED

CASE NO: 2021-0107TD

NOTICE IS HEREBY GIVEN: PALM BEACH HEIGHTS LANDOWNERS COALITION, INC, the holder of the following certificate has filed said certificates for a tax deed to be issued thereon. The certificate number, the description of the property, and the names in which it was assessed are as follows:

Certificate No.: 2019-3535 Date of Issuance: June 01, 2019

Public Notices

NOTICE OF APPLICATION FOR TAX DEED

CASE NO: 2021-0106TD

NOTICE IS HEREBY GIVEN: PALM BEACH HEIGHTS LANDOWNERS COALITION, INC, the holder of the following certificate has filed said certificates for a tax deed to be issued thereon. The certificate number, the description of the property and the names in which it was assessed are as follows:

Certificate No.: 2019-3500 Date of Issuance: June 01, 2019

Description of Property: PALM BCH HGTS MM-416

Parcel ID: 19-40-40-000-400-00262-7

Said property being in the County of Martin, State of Florida.

Name in which assessed: PHYLLIS H JOHNSON

Unless said certificate shall be redeemed according to law, the property described in such certificate shall be sold to the highest bidder, on the 8th day of December, 2021 at 10:00AM at https://martin.realtaxdeed.com, or any subsequently scheduled sale date. Property sold is subject to any additional outstanding taxes.

CAROLYN TIMMANN CLERK OF THE CIRCUIT COURT & COMPTROLLER Martin County, Florida s/ Michelle Davis Deputy Clerk

If you are a person with a disability who needs any accommodation in order to participate in this proceeding, you are entitled, at no cost to you, to the provision of certain assistance. Please contact Sue Konney- 100 SE OCEAN BLVD, STUART, FL 34994 at (772) 288-5554 within 2 working days of your receipt of this Notice of Application for Tax Deed; if you are seeing or voice impaired, call 711.

Pub: Nov. 05, 12, 19, 26, 2021 TCN4986392

NOTICE OF APPLICATION FOR TAX DEED

CASE NO: 2021-0104TD

NOTICE IS HEREBY GIVEN: PALM BEACH HEIGHTS LANDOWNERS COALITION, INC, the holder of the following certificate has filed said certificates for a tax deed to be issued thereon. The certificate number, the description of the property and the names in which it was assessed are as follows:

Certificate No.: 2019-3456 Date of Issuance: June 01, 2019

Description of Property: PALM BEACH HEIGHTS MM-860, MM-861

Parcel ID: 19-40-40-000-100-00961-7

Said property being in the County of Martin, State of Florida.

Name in which assessed: HUEY K AND DEBBIE R YEE

Unless said certificate shall be redeemed according to law, the property described in such certificate shall be sold to the highest bidder, on the 8th day of December, 2021 at 10:00AM at https://martin.realtaxdeed.com, or any subsequently scheduled sale date. Property sold is subject to any additional outstanding taxes.

CAROLYN TIMMANN CLERK OF THE CIRCUIT COURT & COMPTROLLER Martin County, Florida s/ Michelle Davis Deputy Clerk

If you are a person with a disability who needs any accommodation in order to participate in this proceeding, you are entitled, at no cost to you, to the provision of certain assistance. Please contact Sue Konney- 100 SE OCEAN BLVD, STUART, FL 34994 at (772) 288-5554 within 2 working days of your receipt of this Notice of Application for Tax Deed; if you are seeing or voice impaired, call 711.

Pub: Nov. 05, 12, 19, 26, 2021 TCN4986384

NOTICE OF APPLICATION FOR TAX DEED

CASE NO: 2021-0103TD

NOTICE IS HEREBY GIVEN: PALM BEACH HEIGHTS LANDOWNERS COALITION, INC, the holder of the following certificate has filed said certificates for a tax deed to be issued thereon. The certificate number, the description of the property and the names in which it was assessed are as follows:

Certificate No.: 2019-3445 Date of Issuance: June 01, 2019

Description of Property: PALM BEACH HEIGHTS UNREC NN-146

Parcel ID: 18-40-40-000-400-01080-7

Said property being in the County of Martin, State of Florida.

Name in which assessed: PATSY L HALL

Unless said certificate shall be redeemed according to law, the property described in such certificate shall be sold to the highest bidder, on the 8th day of December, 2021 at 10:00AM at https://martin.realtaxdeed.com, or any subsequently scheduled sale date. Property sold is subject to any additional outstanding taxes.

CAROLYN TIMMANN CLERK OF THE CIRCUIT COURT & COMPTROLLER Martin County, Florida s/ Michelle Davis Deputy Clerk

If you are a person with a disability who needs any accommodation in order to participate in this proceeding, you are entitled, at no cost to you, to the provision of certain assistance. Please contact Sue Konney- 100 SE OCEAN BLVD, STUART, FL 34994 at (772) 288-5554 within 2 working days of your receipt of this Notice of Application for Tax Deed; if you are seeing or voice impaired, call 711.

Pub: Nov. 05, 12, 19, 26, 2021 TCN4986291

NOTICE OF APPLICATION FOR TAX DEED

CASE NO: 2021-0102TD

NOTICE IS HEREBY GIVEN: PALM BEACH HEIGHTS LANDOWNERS COALITION, INC, the holder of the following certificate has filed said certificates for a tax deed to be issued thereon. The certificate number, the description of the property and the names in which it was assessed are as follows:

BIDEN ORDENA LIBERAR 50 MILLONES DE BARRILES DE PETRÓLEO PARA TRATAR DE REDUCIR LOS PRECIOS DEL COMBUSTIBLE



POR: UNIVISION Y AFP

El presidente Joe Biden anunció el martes que ordenó liberar 50 millones de barriles de petróleo de las reservas estratégicas de Estados Unidos, en un intento coordinado con otros países para reducir los crecientes precios del combustible.

"Esta decisión se tomará en paralelo con otras naciones importantes consumidoras de energía, como China, India, Japón, la República de Corea y Reino Unido", informó la Casa Blanca en un comunicado.

La iniciativa conjunta, presentada como inédita por el gobierno estadounidense, busca que, con el aumento de la oferta, los precios bajen de forma mecánica.

Las reservas estadounidenses son el suministro de emergencia más grande del mundo.

PÁG. 4

Broward en una demanda que lo acusaba de negligencia.

Los abogados de las familias entablaron casi dos docenas de acciones legales a raíz del ataque.

Cruz se declaró culpable el mes pasado de 17 cargos de asesinato y 17 cargos de intento de asesinato. Se enfrenta a una posible sentencia de muerte.

OTRAS SEÑALES ANTERIORES

Cruz había sido expulsado de la escuela secundaria Marjory Stoneman Douglas en 2017 "por razones disciplinarias", según dijo en su momento el sheriff del condado de Broward, Scott Israel.

Los estudiantes y el personal lo describieron más tarde como un joven conflictivo y un "paria".

Un estudiante de la escuela le dijo a la cadena CBS en 2018 que Cruz era "un chico problemático", y aseguró que siempre "cargaba armas con él" que no tenía reparos en mostrar al resto de alumnos.

"Estaba loco por las armas", le dijo a la agencia Reuters Chad Williams, un joven de 18 años que compartió aula con Cruz años

atrás y a quien lo definió como "una persona que no tenía muchos amigos".

Anteriormente había sido investigado por la policía local y el Departamento de Servicios para Niños y Familias después de publicar en Snapchat videos de autolesiones. ■



AVISO DE AUDIENCIA PÚBLICA Y SOLICITUD DE COMENTARIOS SOBRE INFORMES ANUALES DE RENDIMIENTO (CAPER) 2020/2021 BECAS DE DESARROLLO COMUNITARIO (CDBG) DE LA CIUDAD DE PORT ST. LUCIE

El Informe de rendimiento anual (CAPER) de Becas de Desarrollo Comunitario (CDBG) estará disponible para su revisión y comentario del día 07 de diciembre 2021 hasta el día 21 de diciembre de 2021 en el Edificio A de la Alcaldía, de la ciudad de Port St. Lucie, 121 Port St. Lucie Blvd., Port St. Lucie, FL 34984. El Edificio A estará abierto de 8:00 am a 5:00 pm, de lunes a viernes. El informe también estará disponible en la página web de la ciudad en www.cityofpsl.com. Todos los comentarios escritos deben enviarse al Departamento de Servicios del Vecindario y dirigirse a la atención del Deputy Director, Alessandra Tasca. Comentarios escritos y/o comentarios recibidos durante la audiencia pública, o durante el período de revisión, se resumirán, se responderán, y luego serán remitidos al Departamento de Vivienda y Desarrollo Urbano en Jacksonville, Florida, con el CAPER.

La ciudad de Port St. Lucie llevará a cabo una audiencia pública el día 06 de diciembre 2021 sobre el CAPER del CDBG 2020/2021. La audiencia pública se llevará a cabo durante una reunión del Concejo de la ciudad de su horario regular. Reuniones del Concejo Municipal se llevan a cabo en la Cámara del Concejo en el edificio de la Alcaldía, que se encuentra en 121 SW Port St. Lucie Boulevard, Port St. Lucie, FL, a partir de las 6:30 p.m.

La ciudad de Port St. Lucie recibió \$1,094,355 en Becas de Desarrollo Comunitario (CDBG) fondos para el período de concesión del 1 de octubre 2020 hasta el 30 de septiembre de 2021. De la asignación de \$1,094,355, el veinte por ciento o \$218,871 se destinaron para administración del programa y \$875,484 en fondos para proyectos.

El CAPER incluye una lista de actividades por el Año del Programa, el Resumen de la actividad (GPR), Resumen de Proyectos del Plan Consolidados, Resumen de Logros en Desarrollo Comunitario, Resumen informe financiero CDBG e Informe Medidas de Rendimiento. Estos informes muestran todas las actividades de CDBG realizadas este último año, las cantidades gastadas y los saldos disponibles para cada proyecto. El informe final es el rendimiento anual Informe Narrativo. La narración resume todas las actividades de CDBG previstas en comparación con las medidas tomadas e incluye las estrategias de vivienda financiados a través de los programas SHIP (Asociación de Iniciativas Estatal de Vivienda) y de NSP (Programa de Estabilización de Vecindarios). El informe narrativo ofrece una oportunidad para evaluar el desempeño de la Ciudad en relación con el cumplimiento de las prioridades quinquenales generales del Plan Consolidado y el Plan de acción de un año.

PROGRAMAS DE LA CIUDAD DE PORT ST. LUCIE SERVICIOS DEL VECINDARIO NO DISCRIMINA A NINGUNA PERSONA POR SU RAZA, COLOR, RELIGION, SEXO, DISCAPACIDAD, ESTADO FAMILIAR U ORIGEN NACIONAL O CONTRA CUALQUIER OTRAS CLASES.

Para solicitar información adicional llame al 772-344-4084.

City of Port St. Lucie

121 SW Port St. Lucie Blvd.
Port St. Lucie, Florida 34984



"A City for All Ages"

Meeting Agenda

Monday, December 6, 2021

6:30 PM

Council Chambers, City Hall

City Council

Shannon M. Martin, Mayor








Jolien Caraballo, Vice Mayor, District IV

Stephanie Morgan, Councilwoman, District I

Dave Pickett, Councilman, District II

Vacant, District III






Please visit www.cityofpsl.com/tv for new public comment options.

1. Meeting Called to Order
2. Roll Call
3. Invocation & Pledge of Allegiance
4. Proclamations and Special Presentations
 - 4.a Hear an Update from the Boys & Girls Club of St. Lucie County 
5. Public to be Heard
6. Additions or Deletions to Agenda and Approval of Agenda
7. Approval of Consent Agenda
 - 7.a July 21, 2021 City Council Retreat Meeting Minutes, September 20, 2021 Special Council Meeting Minutes, November 22, 2021 Zoning Appeal Meeting Minutes 
 - 7.b Approval to Participate in the Sourcewell Cooperative Contract #010720-AXN for Public Safety Video Surveillance Equipment from Axon Enterprise, Inc. 
 - 7.c Ratify Additional Expenditures for Water & Sewer Products from Core & Main LP, Ferguson Enterprises, LLC & Fortiline, Inc. 
 - 7.d Request for Extension of Approved Site Plan for Rosser Lakes (P18-011) 
 - 7.e Award Contract #20200112 Mowing and Landscape Maintenance Services for Various Locations Throughout Port St. Lucie with Juniper Landscape of Florida LLC and Brightview Landscape Services, Inc. 
 - 7.f Approve Shortlisted Firms and Begin Negotiations for the Request for Proposals (eRFP) # 20210103 Design Services to Provide 40% Design Plans for the Hegener Drive Extension Phase 3 Project 

8. Second Reading of Ordinances, Public Hearings

- 8.a** Ordinance 21-18, Public Hearing, An Ordinance of the City of Port St. Lucie, Florida, Amending the Comprehensive Plan of the City of Port St. Lucie to Include a Small- Scale Amendment to the Future Land Use Map for the KTLC River Place, LLC Property (P21-025) to Change the Future Land Use Designation of Approximately 15.4-acres From CG (Commercial General) to Low Density Residential (RL) for a Property Legally Described as Part of Parcel N, River Place on the St. Lucie and Generally Located East of NE St. James Drive and South of NE Lazy River Parkway.
- 8.b** Ordinance 21-114, Public Hearing, An Ordinance of the City of Port St. Lucie, Florida, Amending Ch. 158, Zoning Code of the Code of Ordinances of the City of Port St. Lucie, Florida, by Amending, Section 158.217, Accessory Uses and Structures
- 8.c** Ordinance 21-115, Public Hearing, An Ordinance of the City Council of the City of Port St. Lucie, Florida, Amending Chapter 32, Article VIII, Section 32.77 of the Code of the City of Port St. Lucie, Florida, Entitled "Police Officers' Retirement Trust Fund;" Amending Section (H) Disability; Providing a Conflicts Clause, a Severability Clause, and Authority to Codify; Providing an Effective Date; and for Other Purposes.
- 8.d** Ordinance 21-116, Public Hearing, Abandoning a Portion of a Twenty (20) foot Utility and Drainage Easement Affecting Lot 24, Block 2405, Port St. Lucie Section Thirty-Four, Recorded in Plat Book 15, Page 9, 9A through 9W, of the Public Records of St. Lucie County, Florida.
- 8.e** Ordinance 21-117, Public Hearing, Abandoning a Portion of a Twenty (20) Foot Wide Rear Utility and Drainage Easement Affecting Lot 32, Block 2824, Port St. Lucie Section Forty, Recorded in Plat Book 15, Pages 34, 34A to 34Y, of the Public Records of St. Lucie County, Florida.

 2021-95 2021-93 2021-97 2021-98 2021-98

- 8.f** Ordinance 21-118, Public Hearing, An Ordinance Amending Section 158.155 "Limited Mixed Use Zoning District (LMD)" (P21-073). 
- 8.g** Ordinance 21-119, Quasi-Judicial, Public Hearing, An Ordinance to Approve a Conceptual Plan for Approximately 2.37 Acres of Property Located at the Northeast Intersection of Port St. Lucie Boulevard and SW Greco Lane Within the LMD (Limited Mixed-Use) Zoning District for a Project Known as Sageview Partners, LLC (P21-056). 
- 8.h** Ordinance 21-120, Quasi-Judicial Hearing, An Ordinance to Rezone 47 Acres of Property Located Directly North of Becker Road, East of SW Village Parkway and West of I-95 From the Zoning Designation of St. Lucie County Agricultural - 5 (SLC AG-5) to the City of Port St. Lucie Master Planned Unit Development Zoning District (MPUD) and to Include the 47 Acres in the Tradition Regional Business Park @ Southern Grove MPUD and to Amend the MPUD Conceptual Master Plan and Regulation Book for a Project Known as Tradition Regional Business Park @ Southern Grove MPUD Amendment No. 2. 
- 8.i** Ordinance 21-122, Public Hearing, Authorizing the Abandonment of Previously Designated Road Right-of-Way For Paar Drive, From SW Anthony F. Sansone Sr. Boulevard to Interstate 95, and Conveyance of That Real Property to the Port St. Lucie Governmental Finance Corporation. 
- 9. Other Public Hearings**
- 9.a** Public Hearing, for the Approval of the Community Development Block Grant (CDBG) Consolidated Annual Performance & Evaluation Report (CAPER) 2020-2021 and to Open the 2 Week Public Comment Period 
- 10. First Reading of Ordinances**

11. Resolutions

- 11.a** Resolution 21-R146, A Resolution Approving Acceptance of 115 Sq. Ft. of Property to Facilitate Sidewalk Construction and Enter Into Related Agreements.

**12. Unfinished Business****13. New Business**

- 13.a** Consideration of the Districting Commission Report and Recommendations Amending City Council District Boundaries Within the City of Port St. Lucie.

**14. City Manager's Report****15. Councilmembers Report on Committee Assignments****16. Public to be Heard - (if necessary as determined by City Council at conclusion of public to be heard)****17. Adjourn**

Notice: No stenographic record by a certified court reporter will be made of the foregoing meeting. Accordingly, if a person decides to appeal any decision made by the City Council, board, agency, or commission with respect to any matter considered at such meeting or hearing, he or she will need a record of the proceedings, and that, for such purpose, he or she may need to ensure that a verbatim record of the proceedings is made, which record includes the testimony and evidence upon which the appeal is to be based. (F.S. 286.0105)

Notice: Public and Press are invited to review all the backup for Council Meetings. Copies are available in the City Clerk's Office on Wednesday, Thursday, Friday, and Monday before Council Meetings. On Meeting nights, a copy of backup material is available in the reception area of City Hall for public review. Please leave the agenda and backup material in good order for others to review.

Notice: Anyone wishing to speak during Public to be Heard is asked to fill out a yellow Participation Card and submit it to the City Clerk. Anyone wishing to speak on any Agenda Item is asked to fill out a green Participation Card and submit it to the City Clerk. Participation Cards are available on the side table in Council Chambers, at the reception desk in City Hall lobby, and in the City Clerk's Office.

Notice: In accordance with the Americans with Disabilities Act of 1990, persons needing special accommodation to participate in this proceeding should contact the City Clerk's Office at 772-871-5157.

As a courtesy to the people recording the meeting, please turn all cell phones to silent or off. Thank you.



Home Legislation Calendar City Council Departments People

Share RSS Alerts

Details Reports

File #: 2021-1047 Version: 1 Name: Public Hearing Status: Passed
 Type: Public Hearing Status: Passed
 File created: 11/23/2021 In control: City Council
 On agenda: 12/6/2021 Final action: 12/6/2021
 Title: Public Hearing, for the Approval of the Community Development Block Grant (CDBG) Consolidated Annual Performance & Evaluation Report (CAPER) 2020-2021 and to Open the 2 Week Public Comment Period
 Attachments: 1. [PSL CDBG 2020-21 CAPER V3](#), 2. [TCHSC Annual Report 2020](#), 3. [TCHSC Final County PIT 2020](#), 4. [PR 01 - HUD Grants and Program Income](#), 5. [PR 26 - CDBG Financial Summary Report](#), 6. [PR 26 - CDBG-CV Financial Summary Report](#)

History (1) Text

Placement: Other Public Hearings

Action Requested: Motion / Vote

Title:

Public Hearing, for the Approval of the Community Development Block Grant (CDBG) Consolidated Annual Performance & Evaluation Report (CAPER) 2020-2021 and to Open the 2 Week Public Comment Period

body:

Submitted By: Alessandra "Alex" Tasca, Deputy Director, Neighborhood Services Department

Strategic Plan Link: The City's Goal for vibrant neighborhoods.

Executive Summary (General Business): The CAPER (Consolidated Annual Performance & Evaluation Report) shows all CDBG activities undertaken this past year, the amounts allocated and expended and the balances available for each project. The CAPER report must include public commentary as to the usage of CDBG funds and the outcomes prior to submitting the report to the U.S. Department of Housing and Urban Development (HUD).

Presentation Information: Alex Tasca will be available for questions, if needed.

Staff Recommendation: Move that the Council approve the 2020-2021 CAPER to allow for the required 2-week public comment period and authorize staff to submit the report to HUD as required by December 30, 2021.

Alternate Recommendations:

1. Move that the Council amend the 2020-2021 CAPER, allow for the required 2-week public comment period, and authorize staff to submit the report to HUD as required by December 30, 2021.

Background: HUD requires the preparation of a CAPER annually via their online reporting system. The report details the City's CDBG and housing expenditures for the past year compared to what was projected in the annual Action Plan and the 5-year Consolidated Plan.

Issues/Analysis: The CAPER report requires City Council approval and a public hearing with a 2-week public comment period prior to submittal to HUD no later than December 30, 2021. Any public comments received regarding the report will be analyzed and submitted together with the CAPER to HUD.

Financial Information: The City of Port St. Lucie received \$1,094,355 in CDBG funds for the grant period of October 1, 2020 through September 30, 2021. Of the \$1,094,355 allocation, twenty percent or \$218,871 was allocated for administration and \$875,484 for project funding.

Special Consideration: A Public Hearing has been advertised for Dec. 6, 2021. Legal Intake #7562.

Location of Project: The CDBG program covers the entire City of Port St. Lucie in its housing programs and low/moderate income areas for infrastructure and public facility improvements, ADA modifications, access to affordable housing, increasing public services and improving economic opportunities. Actual projects and project locations are detailed in the annual Action Plan, align with the City's Strategic Plan priorities, and are subject to City Council approval.

Attachments:

1. 2020-2021 CAPER Report (in development)
2. Treasure Coast Homeless Services Council 2020 Annual Report
3. Point in Time Count Report
4. HUD Grants and Program Income
5. CDBG Financial Summary Report
6. CDBG-CV Financial Summary Report

NOTE: All of the listed items in the "Attachment" section above are in the custody of the City Clerk. Any item(s) not provided in City Council packets are available upon request from the City Clerk.

Internal Reference Number: 7562

LEGAL SUFFICIENCY REVIEW:

Reviewed by Ella M. Gilbert, Deputy City Attorney. Approved as to Legal form and sufficiency by James D. Stokes, City Attorney.

<https://psl.legistar.com/LegislationDetail.aspx?ID=5343794&GUID=EDAC8E3E-3271-435D-8468-6EC57FB98B66&FullText=1>

1/2

PR 26 - CDBG ü CDBG-CV Financial Summary Report

	Office of Community Planning and Development	DATE: 11-23-21
	U.S. Department of Housing and Urban Development	TIME: 11:16
	Integrated Disbursement and Information System	PAGE: 1
	PR26 - CDBG Financial Summary Report Program Year 2020 PORT ST. LUCIE , FL	

PART I: SUMMARY OF CDBG RESOURCES	
01 UNEXPENDED CDBG FUNDS AT END OF PREVIOUS PROGRAM YEAR	614,178.70
02 ENTITLEMENT GRANT	1,094,188.00
03 SURPLUS URBAN RENEWAL	0.00
04 SECTION 108 GUARANTEED LOAN FUNDS	0.00
05 CURRENT YEAR PROGRAM INCOME	52,288.32
05a CURRENT YEAR SECTION 108 PROGRAM INCOME (FOR SI TYPE)	0.00
05b FUNDS RETURNED TO THE LINE-OF-CREDIT	0.00
05c FUNDS RETURNED TO THE LOCAL CDBG ACCOUNT	0.00
07 ADJUSTMENT TO COMPUTE TOTAL AVAILABLE	0.00
08 TOTAL AVAILABLE (SUM, LINES 01-07)	1,760,655.02
PART II: SUMMARY OF CDBG EXPENDITURES	
09 DISBURSEMENTS OTHER THAN SECTION 108 REPAYMENTS AND PLANNING/ADMINISTRATION	1,053,699.82
10 ADJUSTMENT TO COMPUTE TOTAL AMOUNT SUBJECT TO LOW/MOD BENEFIT	0.00
11 AMOUNT SUBJECT TO LOW/MOD BENEFIT (LINE 09 + LINE 10)	1,053,699.82
12 DISBURSED IN IDIS FOR PLANNING/ADMINISTRATION	178,847.31
13 DISBURSED IN IDIS FOR SECTION 108 REPAYMENTS	0.00
14 ADJUSTMENT TO COMPUTE TOTAL EXPENDITURES	0.00
15 TOTAL EXPENDITURES (SUM, LINES 11-14)	1,232,547.13
16 UNEXPENDED BALANCE (LINE 08 - LINE 15)	528,107.89
PART III: LOW/MOD BENEFIT THIS REPORTING PERIOD	
17 EXPENDED FOR LOW/MOD HOUSING IN SPECIAL AREAS	0.00
18 EXPENDED FOR LOW/MOD MULTI-UNIT HOUSING	0.00
19 DISBURSED FOR OTHER LOW/MOD ACTIVITIES	1,053,699.82
20 ADJUSTMENT TO COMPUTE TOTAL LOW/MOD CREDIT	0.00
21 TOTAL LOW/MOD CREDIT (SUM, LINES 17-20)	1,053,699.82
22 PERCENT LOW/MOD CREDIT (LINE 21/LINE 11)	100.00%
LOW/MOD BENEFIT FOR MULTI-YEAR CERTIFICATIONS	
23 PROGRAM YEARS(PY) COVERED IN CERTIFICATION	PY: PY:
24 CUMULATIVE NET EXPENDITURES SUBJECT TO LOW/MOD BENEFIT CALCULATION	0.00
25 CUMULATIVE EXPENDITURES BENEFITING LOW/MOD PERSONS	0.00
26 PERCENT BENEFIT TO LOW/MOD PERSONS (LINE 25/LINE 24)	0.00%
PART IV: PUBLIC SERVICE (PS) CAP CALCULATIONS	
27 DISBURSED IN IDIS FOR PUBLIC SERVICES	0.00
28 PS UNLIQUIDATED OBLIGATIONS AT END OF CURRENT PROGRAM YEAR	0.00
29 PS UNLIQUIDATED OBLIGATIONS AT END OF PREVIOUS PROGRAM YEAR	0.00
30 ADJUSTMENT TO COMPUTE TOTAL PS OBLIGATIONS	0.00
31 TOTAL PS OBLIGATIONS (LINE 27 + LINE 28 - LINE 29 + LINE 30)	0.00
32 ENTITLEMENT GRANT	1,094,188.00
33 PRIOR YEAR PROGRAM INCOME	133,990.80
34 ADJUSTMENT TO COMPUTE TOTAL SUBJECT TO PS CAP	0.00
35 TOTAL SUBJECT TO PS CAP (SUM, LINES 32-34)	1,228,178.80
36 PERCENT FUNDS OBLIGATED FOR PS ACTIVITIES (LINE 31/LINE 35)	0.00%
PART V: PLANNING AND ADMINISTRATION (PA) CAP	
37 DISBURSED IN IDIS FOR PLANNING/ADMINISTRATION	178,847.31
38 PA UNLIQUIDATED OBLIGATIONS AT END OF CURRENT PROGRAM YEAR	0.00
39 PA UNLIQUIDATED OBLIGATIONS AT END OF PREVIOUS PROGRAM YEAR	0.00
40 ADJUSTMENT TO COMPUTE TOTAL PA OBLIGATIONS	0.00
41 TOTAL PA OBLIGATIONS (LINE 37 + LINE 38 - LINE 39 +LINE 40)	178,847.31
42 ENTITLEMENT GRANT	1,094,188.00
43 CURRENT YEAR PROGRAM INCOME	52,288.32
44 ADJUSTMENT TO COMPUTE TOTAL SUBJECT TO PA CAP	0.00
45 TOTAL SUBJECT TO PA CAP (SUM, LINES 42-44)	1,146,476.32
46 PERCENT FUNDS OBLIGATED FOR PA ACTIVITIES (LINE 41/LINE 45)	15.60%



Office of Community Planning and Development
 U.S. Department of Housing and Urban Development
 Integrated Disbursement and Information System
 PR25 - CDBG Financial Summary Report
 Program Year 2020
 PORT ST. LUCIE , FL

DATE: 11-22-21
 TIME: 11:16
 PAGE: 2

LINE 17 DETAIL: ACTIVITIES TO CONSIDER IN DETERMINING THE AMOUNT TO ENTER ON LINE 17
 Report returned no data.

LINE 18 DETAIL: ACTIVITIES TO CONSIDER IN DETERMINING THE AMOUNT TO ENTER ON LINE 18
 Report returned no data.

LINE 19 DETAIL: ACTIVITIES INCLUDED IN THE COMPUTATION OF LINE 19

Plan Year	IDIS Project	IDIS Activity	Voucher Number	Activity Name	Matrix Code	National Objective	Drawn Amount
2020	5	165	6522206	ROTARY PARK INCLUSIVE PLAYGROUND	03F	LMA	\$150,826.05
2020	5	165	6563656	ROTARY PARK INCLUSIVE PLAYGROUND	03F	LMA	\$100,189.81
					03F	Matrix Code	\$251,025.86
2019	1	160	6498751	WINDMILL POINT CULVERT IMPROVEMENTS	03I	LMA	\$111,068.50
2019	1	160	6509412	WINDMILL POINT CULVERT IMPROVEMENTS	03I	LMA	\$59,851.00
					03I	Matrix Code	\$170,919.50
2019	1	154	6454965	SP-20 Liftstation Improvements	03J	LMA	\$70,007.40
2019	1	154	6456234	SP-20 Liftstation Improvements	03J	LMA	\$32,569.32
2019	1	154	6462854	SP-20 Liftstation Improvements	03J	LMA	\$19,163.74
2020	4	163	6553020	Air Release Valves	03J	LMA	\$145,244.00
					03J	Matrix Code	\$267,984.46
2020	5	162	6509412	GRAND DR SIDEWALK PHASE 3	03L	LMA	\$84,406.00
2020	5	162	6552934	GRAND DR SIDEWALK PHASE 3	03L	LMA	\$115,365.00
2020	5	162	6563656	GRAND DR SIDEWALK PHASE 3	03L	LMA	\$75,198.00
					03L	Matrix Code	\$274,969.00
2018	1	144	6454965	Repair/Rehabilitation	14A	LWH	\$515.00
2018	1	144	6456234	Repair/Rehabilitation	14A	LWH	\$400.00
2018	1	144	6462854	Repair/Rehabilitation	14A	LWH	\$23,450.00
2018	1	144	6488481	Repair/Rehabilitation	14A	LWH	\$3,412.00
2018	1	144	6509412	Repair/Rehabilitation	14A	LWH	\$12.00
2018	1	144	6522206	Repair/Rehabilitation	14A	LWH	\$1,721.00
2018	1	144	6552903	Repair/Rehabilitation	14A	LWH	\$570.00
2018	1	144	6553020	Repair/Rehabilitation	14A	LWH	\$26,322.00
2018	1	144	6553035	Repair/Rehabilitation	14A	LWH	\$5,849.00
2018	1	144	6563656	Repair/Rehabilitation	14A	LWH	\$25,550.00
					14A	Matrix Code	\$87,801.00
2018	3	150	6552934	Micro-Enterprise Grant Program	18C	LNCMC	\$1,000.00
					18C	Matrix Code	\$1,000.00
Total							\$1,053,699.82

LINE 27 DETAIL: ACTIVITIES INCLUDED IN THE COMPUTATION OF LINE 27
 Report returned no data.

LINE 37 DETAIL: ACTIVITIES INCLUDED IN THE COMPUTATION OF LINE 37

Plan Year	IDIS Project	IDIS Activity	Voucher Number	Activity Name	Matrix Code	National Objective	Drawn Amount
2020	6	161	6464889	GENERAL PROGRAM ADMINISTRATION	21A		\$9,501.28
2020	6	161	6464895	GENERAL PROGRAM ADMINISTRATION	21A		\$11,482.78
2020	6	161	6464897	GENERAL PROGRAM ADMINISTRATION	21A		\$11,831.77
2020	6	161	6464902	GENERAL PROGRAM ADMINISTRATION	21A		\$11,341.78
2020	6	161	6473006	GENERAL PROGRAM ADMINISTRATION	21A		\$12,177.90
2020	6	161	6488481	GENERAL PROGRAM ADMINISTRATION	21A		\$11,232.90
2020	6	161	6498751	GENERAL PROGRAM ADMINISTRATION	21A		\$19,518.49
2020	6	161	6509412	GENERAL PROGRAM ADMINISTRATION	21A		\$13,116.89
2020	6	161	6522206	GENERAL PROGRAM ADMINISTRATION	21A		\$19,344.30
2020	6	161	6552903	GENERAL PROGRAM ADMINISTRATION	21A		\$381.38
2020	6	161	6552934	GENERAL PROGRAM ADMINISTRATION	21A		\$14,358.30
2020	6	161	6553020	GENERAL PROGRAM ADMINISTRATION	21A		\$22,838.13
2020	6	161	6553035	GENERAL PROGRAM ADMINISTRATION	21A		\$10,285.75
2020	6	161	6563656	GENERAL PROGRAM ADMINISTRATION	21A		\$11,435.75
					21A	Matrix Code	\$178,847.31
Total							\$178,847.31



PART I: SUMMARY OF CDBG-CV RESOURCES		
01 CDBG-CV GRANT		1,392,575.00
02 FUNDS RETURNED TO THE LINE-OF-CREDIT		0.00
03 FUNDS RETURNED TO THE LOCAL CDBG ACCOUNT		0.00
04 TOTAL AVAILABLE (SUM, LINES 01-03)		1,392,575.00
PART II: SUMMARY OF CDBG-CV EXPENDITURES		
05 DISBURSEMENTS OTHER THAN SECTION 108 REPAYMENTS AND PLANNING/ADMINISTRATION		1,091,471.44
06 DISBURSED IN IDIS FOR PLANNING/ADMINISTRATION		55,398.38
07 DISBURSED IN IDIS FOR SECTION 108 REPAYMENTS		0.00
08 TOTAL EXPENDITURES (SUM, LINES 05 - 07)		1,146,869.82
09 UNEXPENDED BALANCE (LINE 04 - LINE8)		245,705.18
PART III: LOWMOD BENEFIT FOR THE CDBG-CV GRANT		
10 EXPENDED FOR LOW/MOD HOUSING IN SPECIAL AREAS		0.00
11 EXPENDED FOR LOW/MOD MULTI-UNIT HOUSING		0.00
12 DISBURSED FOR OTHER LOW/MOD ACTIVITIES		676,773.23
13 TOTAL LOW/MOD CREDIT (SUM, LINES 10 - 12)		676,773.23
14 AMOUNT SUBJECT TO LOW/MOD BENEFIT (LINE 05)		1,091,471.44
15 PERCENT LOW/MOD CREDIT (LINE 13/LINE 14)		62.01%
PART IV: PUBLIC SERVICE (PS) CALCULATIONS		
16 DISBURSED IN IDIS FOR PUBLIC SERVICES		418,320.54
17 CDBG-CV GRANT		1,392,575.00
18 PERCENT OF FUNDS DISBURSED FOR PS ACTIVITIES (LINE 16/LINE 17)		30.04%
PART V: PLANNING AND ADMINISTRATION (PA) CAP		
19 DISBURSED IN IDIS FOR PLANNING/ADMINISTRATION		55,398.38
20 CDBG-CV GRANT		1,392,575.00
21 PERCENT OF FUNDS DISBURSED FOR PA ACTIVITIES (LINE 19/LINE 20)		3.98%



LINE 10 DETAIL: ACTIVITIES TO CONSIDER IN DETERMINING THE AMOUNT TO ENTER ON LINE 10

Report returned no data.

LINE 11 DETAIL: ACTIVITIES TO CONSIDER IN DETERMINING THE AMOUNT TO ENTER ON LINE 11

Report returned no data.

LINE 12 DETAIL: ACTIVITIES INCLUDED IN THE COMPUTATION OF LINE 12

Plan Year	IDIS Project	IDIS Activity	Voucher Number	Activity Name	Matrix Code	National Objective	Drawn Amount
2019	2	164	6499200	Covid-19 Vaccine Event	05M	LMA	\$390.00
			6509419	Covid-19 Vaccine Event	05M	LMA	\$1,283.28
			6552907	Covid-19 Vaccine Event	05M	LMA	\$1,949.05
	3	167	6552979	COVID-19 Mortgage Assistance	13B	LMH	\$586,584.81
			6553027	COVID-19 Mortgage Assistance	13B	LMH	\$69,675.81
			6553037	COVID-19 Mortgage Assistance	13B	LMH	\$16,890.28
	Total						

LINE 16 DETAIL: ACTIVITIES INCLUDED IN THE COMPUTATION OF LINE 16

Plan Year	IDIS Project	IDIS Activity	Voucher Number	Activity Name	Matrix Code	National Objective	Drawn Amount	
2019	2	158	6454930	Wi-Fi Hot Spots	05D	URG	\$581.99	
			6459231	Wi-Fi Hot Spots	05D	URG	\$11.99	
			6462855	Wi-Fi Hot Spots	05D	URG	\$223,784.84	
			6473000	Wi-Fi Hot Spots	05D	URG	\$11.99	
			6488489	Wi-Fi Hot Spots	05D	URG	\$140,242.78	
			6553037	Wi-Fi Hot Spots	05D	URG	\$50,064.62	
			164	6499200	Covid-19 Vaccine Event	05M	LMA	\$390.00
				6509419	Covid-19 Vaccine Event	05M	LMA	\$1,283.28
				6552907	Covid-19 Vaccine Event	05M	LMA	\$1,949.05
			Total					

LINE 19 DETAIL: ACTIVITIES INCLUDED IN THE COMPUTATION OF LINE 19

Plan Year	IDIS Project	IDIS Activity	Voucher Number	Activity Name	Matrix Code	National Objective	Drawn Amount		
2019	2	159	6428008	CDBG-CV Administration - Round 1	21A		\$1,390.92		
			6462855	CDBG-CV Administration - Round 1	21A		\$1,836.09		
			6473000	CDBG-CV Administration - Round 1	21A		\$4,635.72		
			6488489	CDBG-CV Administration - Round 1	21A		\$11,331.05		
			6499195	CDBG-CV Administration - Round 1	21A		\$8,841.75		
			6509419	CDBG-CV Administration - Round 1	21A		\$5,469.15		
			6522209	CDBG-CV Administration - Round 1	21A		\$5,830.32		
			3	168	6552979	COVID-19 Program Administration	21A		\$6,268.95
					6553027	COVID-19 Program Administration	21A		\$6,119.77
					6553037	COVID-19 Program Administration	21A		\$3,474.66
	Total							\$55,396.38	

Treasure Coast Homeless Services Council, Inc.



HOUSING MATTERS

Ending Homelessness in Indian River, St. Lucie
and Martin Counties, Florida

**Continuum of Care
Annual Report 2020**

Mission


The mission of the Treasure Coast Homeless Services Council, Inc. is to prevent and end homelessness on the Treasure Coast and to assure that if homelessness happens, it is brief and non-recurring.

What we do...



Point in time homeless count

The Annual Point in Time Count is the first step in determining need. It was conducted on January 22, 2020. The count is a one-day snapshot of sheltered and unsheltered literally homeless individuals and families in our three-county area. The report is based on answers to very specific questions and is carefully reviewed to avoid double counting. Most of our partner agencies report on the number of persons seeking services at their sites on that day. Only people who are literally homeless are counted. "Couch surfers" are not included in the totals. **Pages 4-7**



HMIS – Coordinated entry

The Homeless Management Information System (HMIS) tracks services provided by participating agencies on the Treasure Coast. We manage this database to allow for a greater understanding of who is receiving services. The ability to make referral across the Continuum of Care improves our efficiency in providing timely resources and avoids duplication. All participating agencies complete a uniform assessment in the system and can refer clients to appropriate programs. **Pages 8-10**



Homeless Prevention and Rapid Rehousing

The Council invests most of its efforts on preventing and ending homelessness. Avoiding homelessness in the first place is our best solution. Every effort is made to divert people from homelessness, but when it does occur, rapid rehousing is our main goal. Funding for these services comes through a variety of State and Federal Programs, i.e. Challenge, ESG and HUD Permanent Supportive Housing, and is supported through United Way, FEMA, SSVF, Community Church, John's Island Foundation and John's Island Community Services League. **Page 11**



Supportive Services for Veteran Families

Our Supportive Services for Veteran Families Program (SSVF) provides housing stability to veterans in Indian River, Martin and St. Lucie Counties. The Treasure Coast Homeless Services Council is providing housing and shelter for eligible veterans and maintains the Veteran by-name list to keep a personal track of local homeless Veterans. Our SSVF case management staff works with local Veteran Services Officers, various outreach and nonprofit Veteran organizations, the West Palm Beach VA Supportive Housing program and the coordinated entry staff of the VA. TCHSC also provides one full time staff person to work at the St. Lucie County VSO. **Page 11**

Target Population

- Chronically homeless
- High acuity, high cost
- Disabling conditions

Supportive Services

- Rental Subsidy
- Intensive Case Management
- Health care, including behavioral health
- Streamlined benefits access

Permanent Supportive Housing

Treasure Coast Homeless Services Council, Inc. annually applies for HUD's Continuum of Care Program grants. During 2020, Indian River, St. Lucie and Martin County received a total of \$1,665,175 for permanent supportive housing and housed 278 individuals permanently in the community. Permanent supportive housing is paid directly to landlords and pairs a long-term housing subsidy with case management and supportive services for disabled households. **Page 12**

Housing is considered "affordable" when rent or mortgage, plus utilities, is no more than **30%** of a household's gross income.



Affordable Rental Housing

We have continued to maintain affordable housing under the Indian River County Neighborhood Stabilization Program, the St. Lucie County Neighborhood Stabilization Program, Naomi's House and Every Dream Has A Price. These units are part of the contributions this CoC has made to help with the crisis we face with rents being "out of reach" on the entire Treasure Coast. **Pages 13 -16**



Financial Resources & Fiscal Management

As the lead agency for the Continuum of Care, Treasure Coast Homeless Services Council takes on the accountability of applying for, monitoring and administering federal, state and local grants which assist low income persons in paying for housing. The Council pays rental assistance directly to landlords in order to prevent or end homelessness for individuals and families on the Treasure Coast. **Page 17 -19**

2020 PIT Count Data for St. Lucie, Indian River, Martin

2020 Homeless Data: On January 22, 2020 there was a total of **1379** individuals who were counted as homeless on the Treasure Coast.

Total Population PIT Count Data

	2017 PIT	2018 PIT	2019 PIT	2020 PIT
Total Sheltered and Unsheltered count	1732	1542	1499	1379
Emergency Shelter Total	80	430	91	107
Safe Haven Total	0	0	0	0
Transitional Housing Total	103	83	63	81
Total Shelter Count	183	513	154	188
Total Unsheltered Count	1549	1029	1345	1191

Chronically Homeless PIT Count

	2017 PIT	2018 PIT	2019 PIT	2020 PIT
Total Sheltered and Unsheltered count of Chronically Homeless Persons	57	58	51	45
Sheltered Count of Chronically Homeless Persons	0	0	0	0
Unsheltered Count of Chronically Homeless Persons	57	58	51	45

Homeless Households with Children PIT Counts

	2017 PIT	2018 PIT	2019 PIT	2020 PIT
Total Sheltered and Unsheltered count of the Number of Homeless Households with Children	338	200	259	181
Sheltered count of Homeless Households with Children	41	136	33	44
Unsheltered count of Homeless Households with Children	297	64	226	137

Homeless Veteran PIT Counts

	2017 PIT	2018 PIT	2019 PIT	2020 PIT
Total Sheltered and Unsheltered count of the Number of Homeless Veterans	72	61	50	68

2020 Total Population PIT Count Data Demographics

Gender	Emergency	Transitional	Safe Haven	Unsheltered	Total
Female	73	42	0	459	574
Male	34	39	0	730	803

Ethnicity	Emergency	Transitional	Safe Haven	Unsheltered	Total
Non-Hispanic/Non-Latino	102	71	0	1053	1226
Hispanic/Latino	5	10	0	138	153

Race	Emergency	Transitional	Safe Haven	Unsheltered	Total
White	52	30	0	732	814
Black or African-American	52	38	0	399	489
Asian	2	2	0	3	7
American Indian or Alaska Native	0	0	0	13	13
Native Hawaiian or Other Pacific Islander	0	1	0	2	3
Multiple Races	1	10	0	42	53

2020 Homeless Veteran PIT Counts Demographics

Gender	Emergency	Transitional	Safe Haven	Unsheltered	Total
Female	0	0	0	4	4
Male	0	0	0	63	63
Transgender				1	1

Ethnicity	Emergency	Transitional	Safe Haven	Unsheltered	Total
Non-Hispanic/Non-Latino	0	0	0	67	67
Hispanic/Latino	0	0	0	1	1

Race	Emergency	Transitional	Safe Haven	Unsheltered	Total
White	0	0	0	54	54
Black or African-American	0	0	0	10	10
Asian	0	0	0	0	0
American Indian or Alaska Native	0	0	0	1	1
Native Hawaiian or Other Pacific Islander	0	0	0	0	0
Multiple Races	0	0	0	3	3

Chronically Homeless	Emergency	Transitional	Safe Haven	Unsheltered	Total
Total Number of Persons	0	0	0	18	18

Unaccompanied Youth PIT Counts Demographics

Unaccompanied Youth	Emergency	Transitional	Safe Haven	Unsheltered	Total
Under Age 18	10	0	0	0	10
Age 18 to 24	0	12	0	41	53

Gender	Emergency	Transitional	Safe Haven	Unsheltered	Total
Female	4	6	0	18	28
Male	6	6	0	23	35

Ethnicity	Emergency	Transitional	Safe Haven	Unsheltered	Total
Non-Hispanic/Non-Latino	10	8	0	36	54
Hispanic/Latino	0	4	0	5	9

Race	Emergency	Transitional	Safe Haven	Unsheltered	Total
White	5	7	0	28	40
Black or African-American	5	4	0	11	20
Multiple Races	0	1	0	2	3

Additional Homeless Population PIT

	Emergency	Transitional	Safe Haven	Unsheltered	Total
Adults with a serious Mental Illness	1	0	0	191	192
Adults with a Substance Use Disorder	2	0	0	76	78
Adults Survivors of Domestic Violence	23	2	0	22	47

HMIS - Coordinated Entry

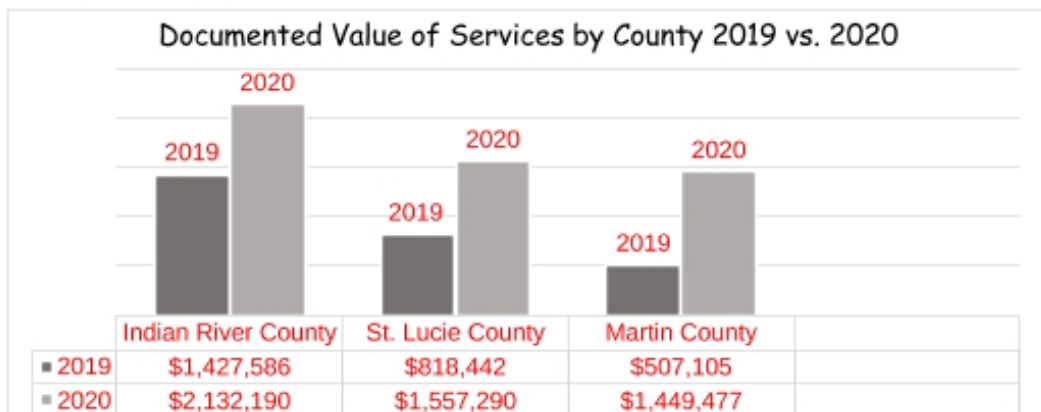
The Homeless Management Information System (HMIS) tracks all services provided by participating end users to persons and households throughout the Treasure Coast. It tracks critical information about needs and services but it can also identify the reason why services which were requested were not provided. The HMIS provides a greater understanding of all households requesting assistance and what services are actually accessed. It reduces duplication among agencies and allows for participation in coordinated entry and coordinated service delivery across the CoC.

During 2020, these HMIS contributing agencies documented **\$5,138,957** in services which they provided to prevent and end homelessness. These services were provided to a total of **9,370** unduplicated individuals, and impacted a total of 16,692 individuals.

HMIS Participating Agencies (By County)

Indian River	St. Lucie	Martin
Camp Haven	Angels of Hope Outreach	House of Hope
Children's Home Society	Children's Home Society	LAHIA
Clear Health Alliance (Dade)	Mustard Seed Ministries	MC Health & Human Svc.
Economic Opportunities	New Horizons	MC Salvation Army
Hope for Families Center	Salvation Army of SLC	MISS
IRC BOCC	SLC Comm. Services	New Horizons
IRC Health & Human Svc.	TCHSC Resource Center	TCHSC Resource Center
New Horizons	United Against Poverty	
Salvation Army of IRC		
Samaritan Center		
The Source	There is a total of 64 licensed end users at this time. Some agencies have multiple users.	
TCHSC Resource Center		
United Against Poverty		
Veterans Council of IRC		

Documented Service Value



8

One of the benefits of the Coordinated Entry System is that households can obtain appropriate referrals to multiple agencies with one phone call. Listed below are the top four services reported by CoC member agencies during 2020. Other services not listed below include clothing, furniture, household goods, education/training, and gas/bus fares, etc.

Top Four (4) services provided by County

Indian River County	Total Value	Unduplicated Clients	Total Individuals in Families
Housing Related	\$1,769,724	1,299	3,041
Utilities	\$87,713	258	726
Case Mgt/Health	\$156,713	1,427	2,736
Food	\$12,541	659	1,440

The data indicates that clients in Indian River County received an average of **3.46 unduplicated services**.

St. Lucie County	Total Value	Unduplicated Clients	Total Individuals in Families
Housing Related	\$1,261,374	596	1,248
Utilities	\$175,170	553	1,073
Case Mgt/Health	\$75,170	3,500	5,170
Food	\$31,311	2,525	3,567

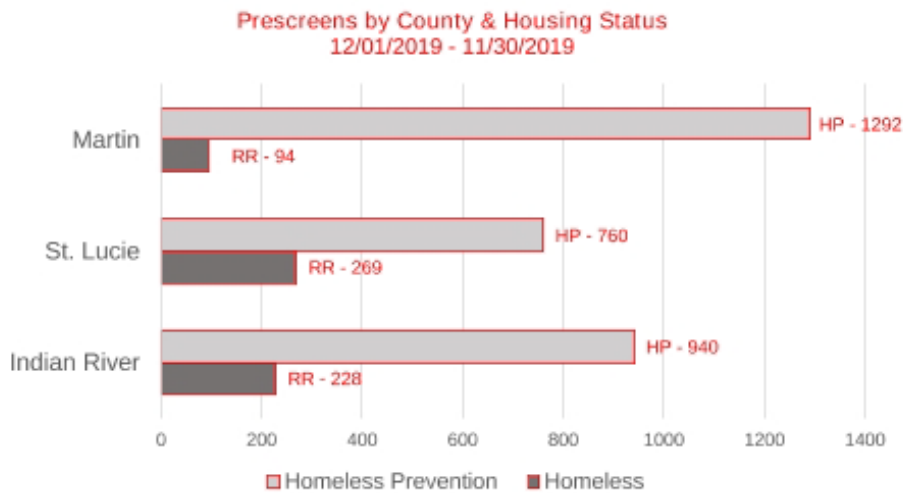
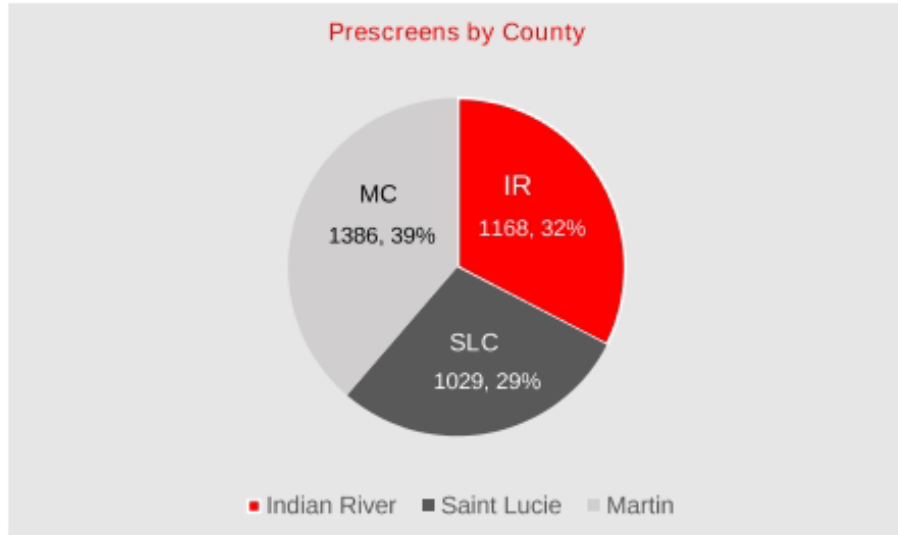
The data indicates that clients in St. Lucie County received an average of **2.56 unduplicated services**.

Martin County	Total Value	Unduplicated Clients	Total Individuals in Families
Housing Related	\$1,207,315	443	1,048
Utilities	\$156,682	385	1,092
Case Mgt/Health	\$58,817	1,374	3,174
Food	\$6,272	845	2,157

The data indicates that clients in Martin County received an average of **2.57 unduplicated services**.

PRESCREENS - Coordinated Entry System

The HMIS system allows us to interview individuals remotely and assess their need, in real time, across the CoC. The information is entered immediately by the interviewer and a score is automatically generated by the system. The highest scores get the first in depth intake interviews. We do this because we try to serve people who are the most in need first. We are providing the following information about the requests for prevention and re-housing services as they came in through pre-screens, from each of the counties in the CoC. **3,583 households were pre-screened between 12/01/2019 – 11/30/2020.**



These numbers represent persons who were actually pre-screened in person or over the phone using our coordinated entry process.

10

Homeless Prevention and Rapid Rehousing - 12/01/2019 - 11/30/2020

In addition to prescreening, the following services were performed by the TCHSC Staff with funding from State and Federal dollars.

Direct Services - TCHSC			
Type of Assistance	Families	Individuals in Families	Amount
Housing Assistance	316	838	\$868,610
Emergency Housing	14	24	\$23,372
All Other Assistance	122	393	\$3,454
Total	452	855	\$895,436

VASH and COVID -19 VASH

The Veteran's Administration invested significant effort in assuring that any homeless Veteran who was "on the street" would be protected from getting and spreading the virus during the pandemic. They authorized hotel placements for those without shelter, and for veterans who could not otherwise safely social distance.

"In response to the COVID-19 crisis, the SSVF Program Office has provided supplemental funding and flexibility to grantees, allowing an expansion of services and support to Veterans. SSVF grantees are encouraged to provide emergency housing assistance to homeless Veterans who are unsheltered or at high risk of becoming seriously ill if exposed to COVID-19."

Veterans Served by SSVF - \$467,373.00			
Agency	HP	RR	Total
Treasure Coast Homeless Services Council, Inc.	42	41	88
St. Lucie County Community Services - TCHSC Staff	28	41	69
Martin County Health & Human Services - TCHSC Staff	0	2	2
Total	70	84	159



Permanent Supportive Housing

Treasure Coast Homeless Services Council, Inc. annually applies for HUD's Continuum of Care Program grants. During 2020, Indian River, St. Lucie and Martin County received a total of \$1,665,175 for permanent supportive housing through our applications on their behalf.

A cost-effective solution, permanent supportive housing has been shown to lower public costs associated with the use of crisis services such as shelters, hospitals, jails and prisons.

County	Award	Clients Housed
Indian River	\$903,372	150
St. Lucie	\$453,312	61
Martin	\$326,491	67
TOTAL	\$1, 665,175	278

Permanent Supportive Housing is the best solution to end chronic homelessness. Permanent supportive housing pairs a long-term housing subsidy with case management and supportive services. This approach has been shown to not only help people experiencing chronic homelessness to achieve long-term housing stability, but also improves their health and well-being. Permanent supportive housing uses a HOUSING FIRST MODEL to assist homeless individuals and families. Housing first is a Federal housing approach to ending homelessness which attempts to reduce all barriers to housing placement. Clients are assessed and placed on a prioritization list based on the severity of their need, not on their "readiness for housing". All Permanent Supportive Housing in the CoC is tenant based rental assistance. The client can live in any available housing unit in the community that can pass housing quality inspections and is rent reasonable.



Final FY 2021 Fair Market Rent (FMR) by County

IRC	0 Bed	1 Bed	2 Bed	3 Bed	4 Bed
FMR	\$699	\$881	\$1,059	\$1,430	\$1,673
Hourly wage necessary to afford FMR	\$13.44	\$16.94	\$20.36	\$27.49	\$32.17
Full-time jobs at minimum wage (\$8.65) to afford FMR	1.55	1.96	2.35	3.18	3.72
Full-time jobs at minimum wage (\$10.00 10/01/2021)	1.34	1.69	2.04	2.73	3.22

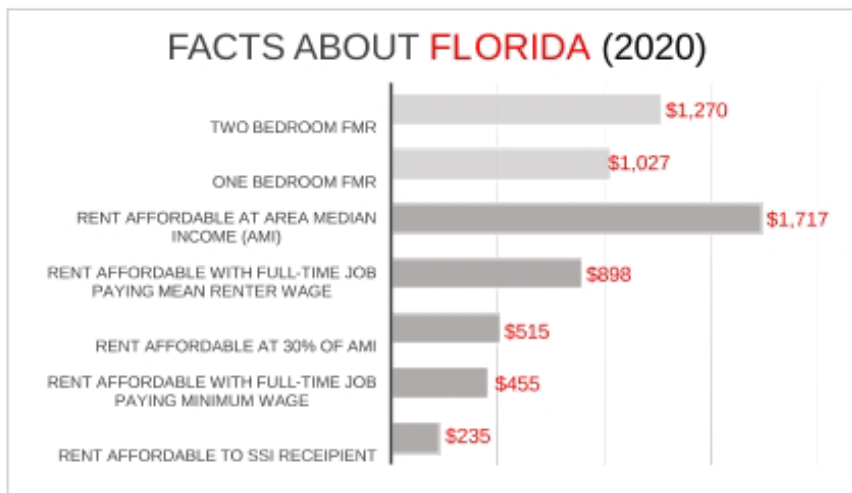
Indian River County includes Vero Beach and Sebastian and consists of Indian River County

SLC/MC	0 Bed	1 Bed	2 Bed	3 Bed	4 Bed
FMR	\$926	\$932	\$1,211	\$1,618	\$1,830
Hourly wage necessary to afford FMR	\$17.81	\$17.92	\$23.29	\$31.12	\$35.19
Full-time jobs at minimum wage (8.56) to afford FMR	2.06	2.07	2.69	3.60	4.07
Full-time jobs at minimum wage (\$10.00 10/01/2021)	1.78	1.79	2.33	3.11	3.52

Martin County includes St. Lucie County and consists of Martin County and St. Lucie County

Tables are based on rent not exceeding 30% of Household income.

Minimum wage is scheduled to rise to **\$8.65** (from \$8.56) in 2021; **\$10.00** after 09/30/21



13

Affordable Housing

Neighborhood Stabilization Program Rentals

The NSP Program provides safe, affordable housing for very low, low, moderate-income families.



Indian River County
 TCHSC owns 19 NSP affordable rental housing units.
 This NSP partnership with Indian River County provided housing for:
32 adults with 23 children.

Rents ranged from \$450 - \$1000.
 TCHSC maintains and manages all of these Properties.



St. Lucie County
 TCHSC owns 13 NSP affordable rental housing units.
 This NSP partnership with St. Lucie County provided housing for:
13 adults with 19 children.

Rents ranged from \$700 - \$900.
 TCHSC maintains and manages all of these Properties.


Cost To Run Affordable Housing \$202,376.00 (12 months)



Affordable Housing is always a hot topic. Defining it continues to be more controversial as time goes on. For the past year, we have assumed responsibility for repairs and maintenance of all of the affordable housing properties we own in Indian River and St. Lucie counties. Revenue from these properties is very limited due to the need to keep the properties affordable and to also accommodate special populations who are on the path to reestablishing their housing stability. We could not afford this without the help of our faith-based partners and community philanthropy partners. Without their funds for repairs, furnishings, donations etc. we would not be able to sustain this "experiment" which is now becoming a model for future successes.

Naomi's House

To date, 44 single women of all ages have resided at Naomi's House since it was opened. This year, due to COVID, the number of occupied beds had to be temporarily reduced. Despite that, thirteen women, including several young women who had aged out of foster care were able to live at the facility for as long as they needed to be ready to go out on their own. The project, with four 2-bedroom, two bath units, will continue to partner with Children's Home Society to help young women who have aged out of foster care who need some extra time to find housing and work before moving into their own housing.



Every Dream Has A Price

The merger of Every Dream Has A Price and the Coalition for Attainable Homes was completed in December of 2020. These two beautiful new homes were completed by Every Dream Has A Price as targeted housing to meet the housing needs of specific populations in Indian River County. This year, one of the new houses will serve people in the community with special needs.



While the majority of the housing remains dedicated to serving individual Veterans, and Veterans with families, the newest property, in sunshine yellow, will be dedicated to serving a different population, including mental health court clients.



The new Board of Coalition for Attainable Homes is jointly composed of Every Dream Has A Price and Coalition for Attainable Homes Board Members who are affiliated with the Treasure Coast Homeless Services Council, Inc..

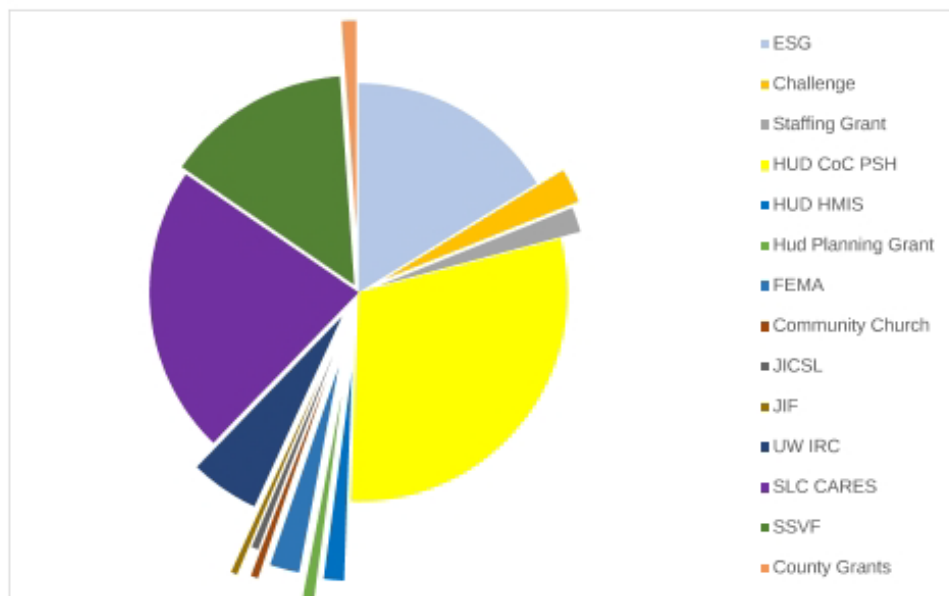
16

Financial Resources 2020 - 2021

As the lead agency for the Continuum of Care, Treasure Coast Homeless Services Council, Inc. is responsible for applying for and administering federal, state and local grants which can be used to assist in preventing and ending homelessness across the Treasure Coast.

The chart below provides a breakdown of grants awarded/received by Treasure Coast Homeless Services Council, Inc. through Federal, State and Local funders to be used for prevention, rapid rehousing and coordinated data management across the Treasure Coast. **Awards include Covid-19 & CARES ACT funds.** See next page.

Grant	Amount	
ESG	\$911,000.00	16.22%
Challenge	\$148,500.00	2.64%
Staffing Grant	\$107,143.00	1.91%
HUD CoC PSH	\$1,665,175.00	29.65%
HUD HMIS	\$88,061.00	1.57%
Hud Planning Grant	\$48,874.00	0.87%
FEMA	\$127,944.00	2.28%
Community Church	\$31,300.00	0.56%
JICSL	\$30,000.00	0.53%
JIF	\$27,200.00	0.48%
UW IRC	\$298,524.81	5.32%
SLC CARES	\$1,250,000.00	22.26%
SSVF	\$802,495.0	14.29%
County Grants	\$62,770.00	1.12%
Private Donor	\$17,500.00	0.31%
	\$5,616,486.81	100.00%

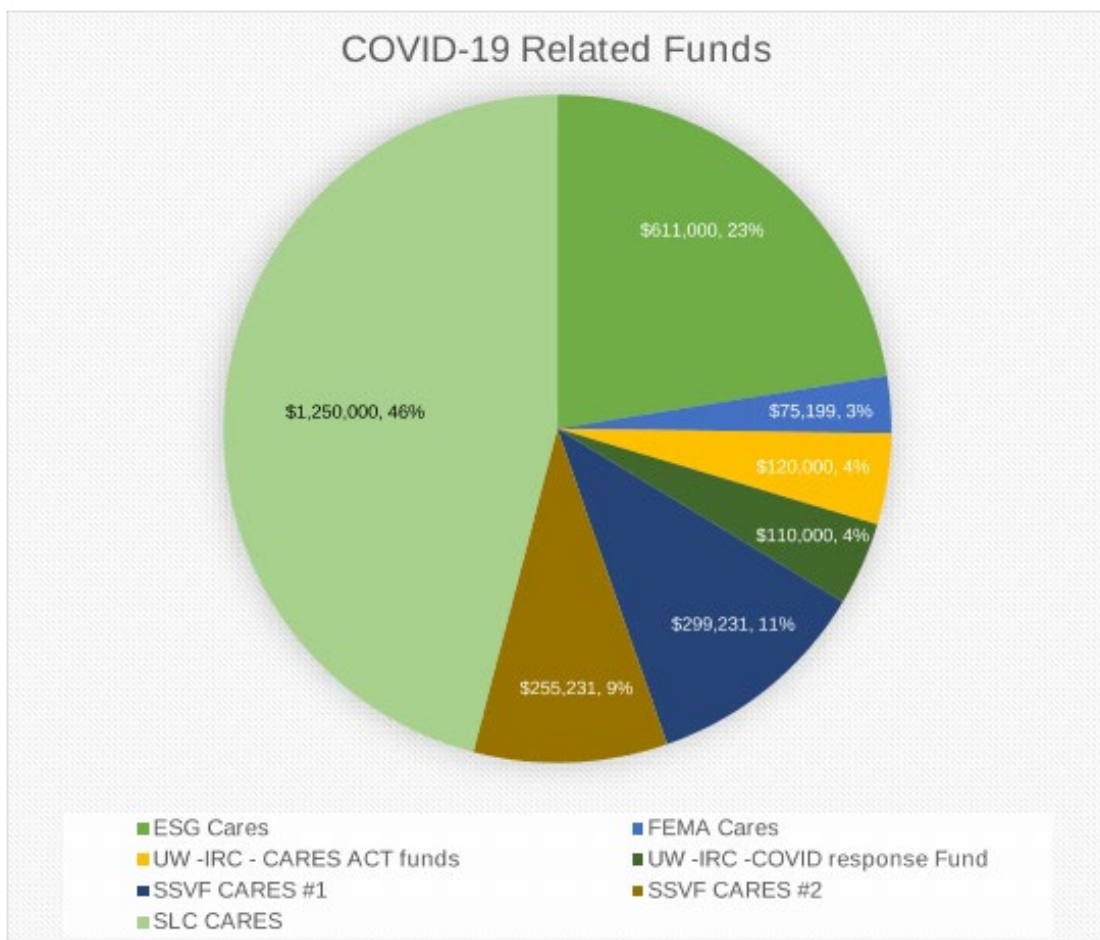


COVID-19 Related Funds

In general, the Coronavirus Relief Fund (CRF) is a portion of the Coronavirus Aid, Relief, and Economic Security (CARES) Act passed by Congress and signed into law by the President in March 2020 in response to the economic fallout of the COVID-19 pandemic.


The majority of the funding listed below went directly to rent and utility assistance for persons who were eligible for assistance according to the terms and condition of the CARES Act.

In some these funds replaced our regular award amounts.



St. Lucie County CARES Contract

On July 31, 2020, St. Lucie County awarded a contract to Treasure Coast Homeless Services Council to distribute Coronavirus Relief Funds (CARES) to county residents impacted by COVID-19. The three projects started and completed within the deadline of 12/30/2020 dispersed \$1,250,000 to St. Lucie County residents.





Eviction Diversion

Partnering with the 19th Circuit Court, TCHSC created an eviction diversion program to serve households impacted financially from COVID-19. Over a space of four months, 114 households were spared from eviction and landlords received more than \$570,000 in past due rent.

Emergency Rental Assistance

Partnering with the SLC Community Services, TCHSC administered overflow cases of households impacted financially from COVID-19. This program prevented eviction filings for 132 households. Landlords and utility providers received more than \$266,000 in past due payments.



Housing Hub

TCHSC created a Housing Hub in Fort Pierce to provide a centralized location to meet with and provide services to residents needing housing assistance. This location will also serve as an emergency overnight shelter for homeless men, providing programs to help them transition to permanent housing.

Continuum of Care Members & Partners

The Continuum of Care is a community wide collaborative group which meets regularly to plan and work together to quickly address housing issues for all populations, and to provide supportive services to keep people housed and healthy. CoC Members and collaborative partners provide a wide range of additional resources, from services to funding, to prevent and end homelessness, together, whenever we can.

211 Palm Beach/Treasure Coast, Inc.	John's Island Foundation
Angels of Hope Ministries, Inc.	Love and Hope in Action
Adam's Place	Martin County Health and Human Services
Camp Haven, Inc.	Martin County School District
Children's Home Society, Inc.	Mary's Shelter Treasure Coast
Christ by the Sea United Methodist Church	MISS, Inc.
City of Ft. Pierce Housing Authority	Mustard Seed Ministries, Inc.
City of Ft. Pierce Police Department	New Horizons of the Treasure Coast, Inc.
Community Church of Vero Beach	Public Defender, 19th Circuit
Department of Health - Indian River County	Roseland United Methodist Church
Department of Health - St. Lucie County	Safespace, Inc.
Every Dream has a Price, Inc.	Salvation Army of Indian River County
ELC of Indian River, Martin and Okeechobee Counties	Salvation Army of Martin County
Early Learning Coalition of St. Lucie County	Salvation Army of St. Lucie County
Economic Opportunities Council	Samaritan Center - Catholic Charities
Fellsmere Community Enrichment Program, Inc.	Sarah's Kitchen
First Presbyterian Church	Southeast Florida Behavioral Health Network
Florida Department of Children and Families	St. Augustine of Canterbury
Florida Rural Legal Services	St. Helens Catholic Church
Graceway Village, Inc.	St. Lucie County Community Services
Grand Harbor Missions Board	St. Lucie County School District
Habitat for Humanity	St. Lucie County St. Vincent DePaul
Holy Cross Catholic Church	St. Lucie County Veteran Services
Hope for Families Center	Temple Beth Shalom - Vero Beach
House of Hope, Inc.	The Source, Inc.
HUD/VASH - West Palm VA Medical Center	Treasure Coast Community Health
Indian River County Health and Human Services	United Against Poverty of Indian River County
Indian River County School District	United Against Poverty of St. Lucie County
Indian River County Sheriff's Department	United Way of Indian River County
Indian River County Veteran Services	
John's Island Community Services League	Vietnam Veterans of Indian River County
IF YOUR NAME IS NOT ON THE LIST, WE WOULD LOVE TO HAVE YOUR PARTICIPATION!!!!	

2021 PIT Homeless Count Summary



2021 POINT IN TIME HOMELESS COUNT

General Information

The Point-in-Time (PIT) count is a count of sheltered and unsheltered **literally** homeless persons on a single night in January. Treasure Coast Homeless Services Council, Inc. conducted its 2021 Point in Time Count on **January 26, 2021**. To be counted in the PIT count, individuals must be literally homeless (sleeping on the street, in a car, in the woods, in camp, etc.) or sheltered (emergency shelter, transitional shelter, hotel paid for by an Agency). There was a total of 28 agencies that surveyed unsheltered homeless individuals during the PIT count and a total of 8 agencies that reported sheltered homeless individuals.

2021 Homeless Data

On January 26, 2021, there were a total of 814 individuals (693 adults and 121 children) who were counted as homeless on the Treasure Coast. These numbers show an 41% decrease from the 2020 PIT count.

Couch Surfers

Additional individuals temporarily staying with family or friends because of economic reasons (“couch surfers”) are not considered homeless in this count. An additional 1,319 households were reported as couch surfers by participating agencies during the Point in Time count. This is up from 1,108 during 2020, which is a 19% increase over last year’s numbers.

Methods

The Point in Time (PIT) numbers reflect the official homeless numbers, as reported to HUD by the Continuum of Care. We utilize street outreach teams, service organizations, school homeless liaisons, and shelter programs to provide an accurate count of individuals who meet HUDs definition of homelessness, counted on one specific day in the last 10 days of January. For validation purposes, we have deleted any duplicates and double checked HMIS to verify program enrollment on the day of the count. This method of counting has been utilized for all homeless data provided by this Continuum of Care and is an accurate way to show trends in homelessness.



TREASURE COAST HOMELESS SERVICES COUNCIL, INC.
 2525 St. Lucie Avenue
 Vero Beach, FL 32960

www.tchelpspot.org

772-567-7790

HOMELESSNESS FACT SHEET FOR INDIAN RIVER COUNTY

These numbers represent the number of sheltered or unsheltered literally homeless individuals in Indian River County. These numbers are based on those individuals seeking or receiving services or interviewed in camp sites, feeding sites, and other locations on one single day. An additional 202 households were sharing housing or “couch surfing” and were not counted in these totals.

Total Homeless Individuals

	January 22, 2020	January 26, 2021	Difference
Adults	342	227	(115)
Children	122	34	(88)
Total	464	261	(203)

Veteran Status

(self-reported & not verified during the PIT count)

Veterans	22	23	+1
-----------------	----	----	----

2021 Sheltered & Unsheltered

	Sheltered	Unsheltered	Total
Adults	39	188	227
Children	26	8	34
Total	65	196	261

Agencies Providing Data

Unsheltered

New Horizons, Indian River County School District, Angels of Hope Outreach, Treasure Coast Homeless Services Council, Up Center, Community Church, Career Source, IRC Salvation Army, Food Pantry, The Source, Treasure Coast Community Health

Sheltered

Hope for Families Center, Samaritan Center, Children’s Home Society, Camp Haven



TREASURE COAST HOMELESS SERVICES COUNCIL, INC.
 2525 St. Lucie Avenue
 Vero Beach, FL 32960

www.tchelpspot.org

772-567-7790

HOMELESSNESS FACT SHEET FOR ST. LUCIE COUNTY

These numbers represent the number of sheltered or unsheltered literally homeless individuals in St. Lucie County. These numbers are based on those individuals seeking or receiving services or interviewed in camp sites, feeding sites, and other locations on one single day. An additional 663 households were sharing housing or “couch surfing” and were not counted in these totals.

Total Homeless Individuals

	January 22, 2020	January 26, 2021	Difference
Adults	372	246	(126)
Children	162	41	(121)
Total	534	287	(247)

Veteran and Disability Status

(self-reported & not verified during the PIT count)

Veterans	26	21	(5)
----------	----	----	-----

2021 Sheltered & Unsheltered

	Sheltered	Unsheltered	Total
Adults	1	245	246
Children	7	34	41
Total	8	279	287

Agencies Providing Data

Unsheltered

St. Lucie County Community Services, Mustard Seed, New Horizons, Sarah’s Kitchen, In the Image of Christ, St. Lucie County School District, SLC Veteran Services, Angels of Hope Outreach, Up Center, Ft Pierce Police Department, City of Ft Pierce CRA, Career Source

Sheltered

Wave Crest



TREASURE COAST HOMELESS SERVICES COUNCIL, INC.
2525 St. Lucie Avenue
Vero Beach, FL 32960

www.tchelpspot.org

772-567-7790

HOMELESSNESS FACT SHEET FOR MARTIN COUNTY

These numbers represent the number of sheltered or unsheltered literally homeless individuals in Martin County. These numbers are based on those individuals seeking or receiving services or interviewed in camp sites, feeding sites, and other locations on one single day. An additional 454 households were sharing housing or “couch surfing” and were not counted in these totals.

Total Homeless Individuals

	January 22, 2020	January 26, 2021	Difference
Adults	297	220	(77)
Children	84	46	(38)
Total	381	266	(115)

Veteran and Disability Status

(self-reported & not verified during the PIT count)

Veterans	20	18	(2)
-----------------	-----------	-----------	------------

2021 Sheltered & Unsheltered

	Sheltered	Unsheltered	Total
Adults	25	195	220
Children	22	24	46
Total	47	219	266

Agencies Providing Data

Unsheltered

House of Hope, LAHIA, Martin County Health and Human Services, Salvation Army of Martin County, Martin County School District, Tent City Helpers, Angels of Hope Outreach, Martin County Sheriff Office, MISS

Sheltered

Martin County Salvation Army (Compassion House), Safe Space, Mary's Shelter

2020 PIT Homeless Count Summary



TREASURE COAST HOMELESS SERVICES COUNCIL, INC.
8570 So. US Highway 1
Fort Pierce, FL 34946

www.tchsc.org

772-567-7750

2020 POINT IN TIME HOMELESS COUNT

General information

The Point-in-Time (PIT) count is a count of sheltered and unsheltered **literally** homeless persons on a single night in January. Treasure Coast Homeless Services Council, Inc. conducted its 2020 Point in Time Count on **January 22, 2020**. To be counted in the PIT count, individuals must be literally homeless (sleeping on the street, in a car, in the woods, in camp, etc.) or sheltered (emergency shelter, transitional shelter, hotel paid for by an Agency). There was a total of 36 agencies that surveyed unsheltered homeless individuals during the PIT count and a total of 9 agencies that reported sheltered homeless individuals.

2020 Homeless Data

On January 22, 2020, there were a total of 1,379 individuals (1,021 adults and 358 children) who were counted as homeless on the Treasure Coast. These numbers show an 8% decrease from the 2019 PIT count.

Couch Surfers

Additional individuals temporarily staying with family or friends because of economic reasons ("couch surfers") are not considered homeless in this count. An additional 1,108 households were reported as couch surfers by participating agencies during the Point in Time count. This is down from 1,565 during 2019, which is a 29% decrease over last year's numbers.

Methods

The Point in Time (PIT) numbers reflect the official homeless numbers, as reported to HUD by the Continuum of Care. We utilize street outreach teams, service organizations, school homeless liaisons, and shelter programs to provide an accurate count of individuals who meet HUD's definition of homelessness, counted on one specific day in the last 10 days of January. For validation purposes, we have deleted any duplicates and double checked HMIS to verify program enrollment on the day of the count. This method of counting has been utilized for all homeless data provided by this Continuum of Care and is an accurate way to show trends in homelessness.



7700 US HWY 1 SOUTH, SUITE 100, VERO BEACH, FL 32909
 PHONE: 772-567-7790
 www.thehelpspot.org

HOMELESSNESS FACT SHEET FOR INDIAN RIVER COUNTY

These numbers represent the number of sheltered or unsheltered literally homeless individuals in Indian River County. These numbers are based on those individuals seeking or receiving services or interviewed in camp sites, feeding sites, and other locations on one single day. An additional 175 households were sharing housing or "couch surfing" and were not counted in these totals.

<u>Total Homeless Individuals</u>			
	January 29, 2019	January 22, 2020	Difference
Adults	337	342	+5
Children	149	122	(27)
Total	486	464	(22)

<u>Veteran and Disability Status</u> (self-reported & not verified during the PIT count)			
Veterans	23	22	(1)
Disabled Adults	123	112	(11)

<u>2020 Sheltered & Unsheltered</u>			
	Sheltered	Unsheltered	Total
Adults	55	287	342
Children	43	79	122
Total	98	366	464

Agencies Providing Data

Unsheltered

New Horizons, Indian River County School District, Angels of Hope Outreach, Treasure Coast Homeless Services Council, Up Center, Vietnam Veterans IRC, Treasure Coast Community Health, Roseland Methodist Church, Mental Health Association, IRC Salvation Army, IRC Housing Authority

Sheltered

Hope for Families Center, Samaritan Center, Children's Home Society, SafeSpace, Camp Haven



THE LUCIE COUNTY COMMUNITY SERVICES DISTRICT OF FLORIDA, INC.
 1120 N. U.S. Highway
 Ft. Pierce, FL 34948

www.kchelaspot.org 772-567-7790

HOMELESSNESS FACT SHEET FOR ST. LUCIE COUNTY

These numbers represent the number of sheltered or unsheltered literally homeless individuals in St. Lucie County. These numbers are based on those individuals seeking or receiving services or interviewed in camp sites, feeding sites, and other locations on one single day. An additional 670 households were sharing housing or "couch surfing" and were not counted in these totals.

Total Homeless Individuals

	January 29, 2019	January 22, 2020	Difference
Adults	486	372	(114)
Children	222	162	(60)
Total	708	534	(174)

Veteran and Disability Status

(self-reported & not verified during the PIT count)

Veterans	18	26	+8
Disabled Adults	105	128	+23

2020 Sheltered & Unsheltered

	Sheltered	Unsheltered	Total
Adults	0	372	372
Children	10	152	162
Total	10	524	534

Agencies Providing Data

Unsheltered

St. Lucie County Community Services, Mustard Seed, New Horizons, Sarah's Kitchen, In the Image of Christ, St. Lucie County School District, SLIC Veteran Services, Angels of Hope Outreach, Up Center, Graceway Village, Ft Pierce Police Department, City of Ft Pierce CRA, Public Defender

Sheltered

Adam's Place, Wave Crest



2020 Homeless Survey
 From January 17, 2020

www.thehshspot.org

772-567-7790

HOMELESSNESS FACT SHEET FOR MARTIN COUNTY

These numbers represent the number of sheltered or unsheltered literally homeless individuals in Martin County. These numbers are based on those individuals seeking or receiving services or interviewed in camp sites, feeding sites, and other locations on one single day. An additional 263 households were sharing housing or "couch surfing" and were not counted in these totals.

Total Homeless Individuals

	January 29, 2019	January 22, 2020	Difference
Adults	219	297	+78
Children	86	84	(2)
Total	305	381	+76

Veteran and Disability Status

(self-reported & not verified during the PIT count)

Veterans	9	20	+11
Disabled Adults	63	84	+21

2020 Sheltered & Unsheltered

	Sheltered	Unsheltered	Total
Adults	39	258	297
Children	41	43	84
Total	80	301	381

Agencies Providing Data

Unsheltered

House of Hope, LAHHA, Martin County Health and Human Services, Salvation Army of Martin County, Martin County School District, Tent City Helpers, Coral Shores Behavioral Health, Holy Redeemer Catholic Church, Angels of Hope Outreach, Martin County Veteran Service Office

Sheltered

Martin County Salvation Army (Compassion House), Safe Space, Mary's Shelter