

CITY OF PORT ST. LUCIE
COMMUNITY DEVELOPMENT BLOCK GRANT (CDBG)



2022 CONSOLIDATED ANNUAL PERFORMANCE & EVALUATION REPORT (CAPER)
FISCAL YEAR 10/1/22 – 9/30/23

This Annual Performance Report is being submitted by the City of Port St. Lucie for the Community Development Block Grant (CDBG) grant number (B20MC120038) and covers the period from October 1, 2022, through September 30, 2023.

The City of Port St. Lucie's Neighborhood Services Department prepared this report. If you should have any questions or require further information regarding this report, please contact Alessandra "Alex" Tasca at 772-344-4084.

CR-05 - Goals and Outcomes

Progress the jurisdiction has made in carrying out its strategic plan and its action plan. 91.520(a)

This could be an overview that includes major initiatives and highlights that were proposed and executed throughout the program year.

Projects listed in the 2022-23 Action Plan are either completed or currently underway. We expended a total of \$869,142.49 of current program year funding and an additional \$727,631.76 program income and carry forward funding from previous program years. Current program year funding was used to start and complete approved projects from the 22-23 Annual Action Plan including providing important connectivity links for major sidewalks, replacing failed culverts for stormwater management, and improving air release valves to contribute to the City's on-going efforts for the improvement of local water way quality. In addition to these public infrastructure improvement projects the City continues to expend money and fund regular assistance programs including: \$123,103.05 for low- and moderate-income homeowner repair and rehabilitation leveraged with State Housing Initiative Partnership (SHIP) funding, \$24,251.14 for micro-enterprise assistance through the City's Business Accelerator Training and Grant Program leveraged with partner Center Bank grant funding, and \$58,559.50 for an educational partnership to create the first ever Boys and Girls Club St. Lucie County Mobile Club in low- and moderate- area parks.

Most of the additional emergency COVID-19 (CDBG-CV) was provided to the City was expended in the previous fiscal year. Approximately, \$181,702.86 of funding remains to be expended in the upcoming fiscal year. Staff will be working with an interdepartmental group and data to determine the best recommendations for the usage of those funds.

Comparison of the proposed versus actual outcomes for each outcome measure submitted with the consolidated plan and explain, if applicable, why progress was not made toward meeting goals and objectives. 91.520(g)

Categories, priority levels, funding sources and amounts, outcomes/objectives, goal outcome indicators, units of measure, targets, actual outcomes/outputs, and percentage completed for each of the grantee's program year goals.

Goal	Category	Source / Amount	Indicator	Unit of Measure	Expected – Strategic Plan	Actual – Strategic Plan	Percent Complete	Expected – Program Year	Actual – Program Year	Percent Complete
CORONAVIRUS PANDEMIC & EMERGENCY RESPONSE		CDBG: \$	Other	Other	245505	64002	26.07%	10000	10000	100.00%
ECONOMIC DEVELOPMENT	ECONOMIC DEVELOPMENT	CDBG: \$	Jobs created/retained	Jobs	0	0				
ECONOMIC DEVELOPMENT	ECONOMIC DEVELOPMENT	CDBG: \$	Businesses assisted	Businesses Assisted	10	13	130.00%	5	3	60.00%
GRANT ADMINISTRATION	Non-Housing Community Development GRANT ADMINISTRATION	CDBG: \$	Other	Other	1000000	326004	32.60%	198113	148598	75.01%
IMPROVE PUBLIC FACILITIES	Non-Housing Community Development	CDBG: \$	Public Facility or Infrastructure Activities other than Low/Moderate Income Housing Benefit	Persons Assisted	2500	2500	100.00%			
IMPROVE PUBLIC FACILITIES	Non-Housing Community Development	CDBG: \$	Other	Other	0	0		10000	10000	100.00%
INCREASE ACCESS TO AFFORDABLE HOUSING	Affordable Housing	CDBG: \$	Public Facility or Infrastructure Activities for Low/Moderate Income Housing Benefit	Households Assisted	0	5				

INCREASE ACCESS TO AFFORDABLE HOUSING	Affordable Housing	CDBG: \$	Homeowner Housing Rehabilitated	Household Housing Unit	0	6		2	2	100.00%
INCREASE ACCESS TO AFFORDABLE HOUSING	Affordable Housing	CDBG: \$	Tenant-based rental assistance / Rapid Rehousing	Households Assisted	0	10				
INCREASE ACCESS TO AFFORDABLE HOUSING	Affordable Housing	CDBG: \$	Homelessness Prevention	Persons Assisted	0	184				
INCREASE ACCESS TO AFFORDABLE HOUSING	Affordable Housing	CDBG: \$	Jobs created/retained	Jobs	0	6				
INCREASE ACCESS TO AFFORDABLE HOUSING	Affordable Housing	CDBG: \$	Housing Code Enforcement/Foreclosed Property Care	Household Housing Unit	0	6		0	0	
INFRASTRUCTURE IMPROVEMENT	Non-Housing Community Development INFRASTRUCTURE IMPROVEMENTS	CDBG: \$	Public Facility or Infrastructure Activities other than Low/Moderate Income Housing Benefit	Persons Assisted	0	0		30000	30000	100.00%
INFRASTRUCTURE IMPROVEMENT	Non-Housing Community Development INFRASTRUCTURE IMPROVEMENTS	CDBG: \$	Public service activities other than Low/Moderate Income Housing Benefit	Persons Assisted	2000	2000	100.00%			
INFRASTRUCTURE IMPROVEMENT	Non-Housing Community Development INFRASTRUCTURE IMPROVEMENTS	CDBG: \$	Other	Other	0	0		10000	10000	100.00%

PUBLIC SERVICES	PUBLIC SERVICES	CDBG: \$	Other	Other	2000	2000	100.00%	10000	10000	100.00%
-----------------	-----------------	-------------	-------	-------	------	------	---------	-------	-------	---------

Table 1 - Accomplishments – Program Year & Strategic Plan to Date

Assess how the jurisdiction’s use of funds, particularly CDBG, addresses the priorities and specific objectives identified in the plan, giving special attention to the highest priority activities identified.

High priority was given to affordable housing activities, infrastructure improvements as well as public facility improvements which have all been given high priority based on public input and stakeholder consultation as well as City needs determined by expert staff. CDBG funding was utilized in all three categories of high priority activities which benefit the low/moderate income areas of the City.

Our State Housing Initiatives Partnership (SHIP) program continues to focus on homeowner repair and rehabilitation including emergency repairs.

Our planned Economic Development activity began in January 2019 and our goal was to provide economic development assistance to local area businesses using CDBG and matching funds from an area bank. Upon review of the Business Accelerator Program, this current program year, two companies qualified for funding under CDBG low- and moderate- income guidelines and other companies received assistance from bank funds. The program resumed in 2021 following the pandemic and this program year in the Spring of 2022 there were 12 new business applicants.

CR-10 - Racial and Ethnic composition of families assisted

Describe the families assisted (including the racial and ethnic status of families assisted).

91.520(a)

	CDBG	HOPWA
White	6	0
Black or African American	3	0
Asian	1	0
American Indian or American Native	0	0
Native Hawaiian or Other Pacific Islander	0	0
Total	10	0

Hispanic	2	0
Not Hispanic	8	0

Table 2 – Table of assistance to racial and ethnic populations by source of funds

Narrative

The Neighborhood Services Department tracks information about the households who benefit from the homeownership repair and rehabilitation assistance program as well as all other programs including Water Sewer Connection Grants. This includes family size and disability status. This information is also available in the City's State Housing Initiatives Partnership (SHIP) Annual Report.

The racial and ethnic composition of families assisted in 2022 with CDBG repair and rehabilitation funding is as follows: White families 6, Black/African American families 3, Asian families 1. Among these households, 2 were Hispanic households, and 1 had female head of household.

The City of Port St. Lucie has reallocated its HOPWA funding to the Statewide program.

CR-15 - Resources and Investments 91.520(a)

Identify the resources made available

Source of Funds	Source	Resources Made Available	Amount Expended During Program Year
CDBG	public - federal	1,869,251	1,596,774
HOPWA	public - federal		

Table 3 - Resources Made Available

Narrative

Identify the geographic distribution and location of investments

Target Area	Planned Percentage of Allocation	Actual Percentage of Allocation	Narrative Description
City of Port St Lucie	100	100	City limits
WATER	5	16	
Windmill Point	65	53	

Table 4 – Identify the geographic distribution and location of investments

Narrative

There are fifteen census tract block groups within the City where over 46.81% of the residents (Port St. Lucie's Exception Criteria) had incomes below the area's Median Family Income maximums. The City does not reserve funding for any particular area, but these census tracts/block groups are the locations where the City conducts CDBG activities on an area-wide basis when opportunities and funding are available. All CDBG activities were planned to benefit residents within one of these census tract areas or individual low- and moderate- income households.

In the 2022-2023 CDBG program year funding, which includes program income and carry-forward funding, sidewalk project were executed in Census tracts 381802/1, 381802/1, 381802/2, Homeowner repair and rehabilitation program funding was spent City-wide, culvert improvements were executed in Census tract 382113/1, park improvement projects were executed in Census tracts 382113/4. The Boys and Girls Mobile Club was spent City-wide, and microenterprise activities were spent City-wide. Future Air Release Valve projects will be executed in Census tracts 382113/1, 382111/4, 382006/1, 382003/2, 381503/2, and 381502/2.

NSP 1 and NSP 3 funding is restricted to targeted areas which include the following census tracts: 3815.03, 3818.01, 3818.02, 3820.01, 3820.02, 3820.03, 3820.04, 3820.05, and 3821.05.

Leveraging

Explain how federal funds leveraged additional resources (private, state and local funds), including a description of how matching requirements were satisfied, as well as how any publicly owned land or property located within the jurisdiction that were used to address the needs identified in the plan.

Funds for Community Development projects are leveraged with the City's funds and other Federal and State grants whenever possible, especially if a match is required. By utilizing the remaining NSP funding the City was able to build six affordable single family homes on City owned lots within the nine designated census tracts. Also, our Economic Development activity funding was matched by an area bank allowing for additional Microenterprise businesses to receive assistance. Our repair and rehabilitation program is primarily funded with State Housing Initiatives Partnership program funding and was also supplemented with CDBG and the City's Utility funds for water sewer connections and payoffs. City general funds are used to support staffing needs.

CR-20 - Affordable Housing 91.520(b)

Evaluation of the jurisdiction's progress in providing affordable housing, including the number and types of families served, the number of extremely low-income, low-income, moderate-income, and middle-income persons served.

	One-Year Goal	Actual
Number of Homeless households to be provided affordable housing units	0	0
Number of Non-Homeless households to be provided affordable housing units	40	37
Number of Special-Needs households to be provided affordable housing units	5	0
Total	45	37

Table 5 – Number of Households

	One-Year Goal	Actual
Number of households supported through Rental Assistance	5	0
Number of households supported through The Production of New Units	0	0
Number of households supported through Rehab of Existing Units	2	37
Number of households supported through Acquisition of Existing Units	0	0
Total	7	37

Table 6 – Number of Households Supported

Discuss the difference between goals and outcomes and problems encountered in meeting these goals.

Our repair and rehabilitation projects are carried with both the CDBG, and SHIP funding and we were able to offer housing repair and rehabilitation assistance as well a water/sewer connection to 37 households (of which 10 were funded with CDBG funds).

Discuss how these outcomes will impact future annual action plans.

Future Action Plans will involve prioritizing projects that are the most important to low income households and helping residents avoid displacement and/or homelessness. The City is unique with a very high rate of homeownership, over 75%, and therefore, repair/rehabilitation will remain a core priority. Action Plans will ensure that these projects are analyzed regularly and funded as soon as possible.

Include the number of extremely low-income, low-income, and moderate-income persons served by each activity where information on income by family size is required to determine the eligibility of the activity.

Number of Households Served	CDBG Actual	HOME Actual
Extremely Low-income	1	0
Low-income	6	0
Moderate-income	3	0
Total	10	0

Table 7 – Number of Households Served

Narrative Information

Homeless people were not directly served by the City's CDBG funding. Homeless populations are served through targeted programs and methodologies executed by the Treasure Coast Homeless Services Council, Inc. (TCHSC) through the tri-County Continuum of Care (CoC) Consortium, of which the City of Port St. Lucie is a part and member. In 2022, the TCHSC reported Homeless Management Information System (HMIS) contributing agencies documented the value of services for homeless prevention, diversion and assistance in our jurisdiction at over \$1.3 million via the Housing Hub and over \$1.3 million in COVID-19 related funding. This is a decrease compared to what was reported the previous year because additional COVID-19 related funding was not received again.

In 2022, there were a total of 76 licenses HMIS end users in our jurisdiction, an increase from 64 reported last year. Funding in the City's jurisdiction served individuals in families with housing (qty. 938 individuals, qty. 2,142 total individuals in families), utilities (qty. 446 individuals, qty. 1,178 total individuals in families), case management/health (qty. 3,652 individuals, qty. 9,042 total individuals in families), and food services (qty. 2,883 individuals, qty. 7,389 total individuals in families). Permanent supportive housing for homeless individuals was provided to 69 clients in the City's jurisdiction and a total of 241 across the CoC tri-county service area. The TCHSC partnered with the City and County to assist in Emergency Eviction Diversion, Emergency Rental Assistance, and the creation of a Housing Hub during the COVID-19 pandemic and continued those efforts in 2021 and 2022. The 2023 Point-in-Time (PIT) count reported a total of 25 sheltered homeless (up from 8 last year) and 313 unsheltered homeless (up from 300 last year) in our County. This number is slightly higher than what was counted in 2022. Homeless children (52) and Veterans (28) are of increasing concern for the jurisdiction. The City's Neighborhood Services Department works regularly with City officials, and the Police Department to

assist with any homeless encounters in the jurisdiction. An additional 1,792 households (approximately 145% more than last year) were residing in the housing of others and were not counted in the totals.

The City recognizes the rising need for shelter and affordable housing. A concerted effort to raise awareness and support for affordable housing was conducted and continues to be conducted throughout all Neighborhood Services activities and programs in collaboration with the City's Communications Department. Community partnerships in the jurisdiction are strong and all affordable housing projects and programs as well as the ones that address homelessness are supported by the City with the City's resources, when possible.

The TCHSC's full Annual Report and PIT are attached to this report.

CR-25 - Homeless and Other Special Needs 91.220(d, e); 91.320(d, e); 91.520(c)

Evaluate the jurisdiction's progress in meeting its specific objectives for reducing and ending homelessness through:

Reaching out to homeless persons (especially unsheltered persons) and assessing their individual needs

The Treasure Coast Homeless Services Council, Inc. (TCHSC) serves as the official Continuum of Care for the Treasure Coast (St. Lucie, Martin and Indian River counties). It is the official qualified applicant for State and Federal homeless prevention, program development and direct services funding on

the Treasure Coast. It is also the lead agency for the State Office on Homelessness on behalf of the three county area. The Council operates a Homeless Resource Center for the Treasure Coast, which provides direct financial assistance to homeless and near-homeless families. These funds are paid directly to landlords and utility companies, not to applicants. The Council owns and operates 13 units of NSP affordable rental housing units in St. Lucie County for individuals and families who are at or below 30% of the area median income, with rents ranging from \$617-\$1,600 per month. During 2022, 18 adults with 25 children lived in these units.

TCHSC's HMIS (Homeless Management Information System), tracks all services provided by participating end users to persons and households throughout the Treasure Coast. It tracks critical information about needs and services but it can also track the reason why services which were requested were not provided. The HMIS provides a greater understanding of all households seeking assistance and what services are accessed. It reduces duplication among agencies and allows for participation in coordinated entry and coordinated service delivery. There are 9 participating agencies in St. Lucie County (SLC) which serve the City of Port St. Lucie: Angels of Hope Outreach, Children's Home Society, Mustard Seed Ministries, New Horizons, Salvation Army of SLC, SLC Community Services, TCHSC Resource Center, United Against Poverty, and SLC Veterans Services.

One of the benefits of the Coordinated Entry system is that households can obtain appropriate referrals to multiple agencies with one phone call. The top four services provided by the CoC members during 2022 were housing related, utilities, case management/mental health and food (the same as in 2021 and 2020). Other services include clothing, furniture, household goods, education/training, and gas/bus fares, etc.

Additionally, the Housing HUB, started in February 2021 as a Multi-Agency Resource Center, works with community partners who provide essential services. Partners include 19th Circuit Court Eviction Diversion, Healthcare Navigators by HANDS Clinic, Benefits assistance by RiteLife Inc., Mobile Health Bus by Visiting Nurse Association, SNAP/EBT assistance by Treasure Coast Food Bank, and Emergency Rental

Assistance.

Addressing the emergency shelter and transitional housing needs of homeless persons

TCHSC coordinates all grant funding applications for homeless prevention and rapid rehousing through the State Office on Homelessness and HUD. In partnership with Indian River, St. Lucie, and Martin Counties, TCHSC received \$8,168,583 (approximately 20% more funding than the previous year) of grant funding which included CARES Act and ARP Act pandemic funding.

In 2022, services were provided to a total of 10,585 unduplicated individuals and 2,482 persons were pre-screened with the Coordinated Entry System. Of 14,771 client services provided, 7,919 were in the St. Lucie County area (or 54% of the tri-county area serviced).

Helping low-income individuals and families avoid becoming homeless, especially extremely low-income individuals and families and those who are: likely to become homeless after being discharged from publicly funded institutions and systems of care (such as health care facilities, mental health facilities, foster care and other youth facilities, and corrections programs and institutions); and, receiving assistance from public or private agencies that address housing, health, social services, employment, education, or youth needs

The Neighborhood Services Department provides referrals to all of the TCHSC partner agencies, the housing authority or to low cost apartments in the area when necessary or as programs are made available. Affordable rental housing continues to be a need in the jurisdiction. The COVID-19 pandemic and the sharp rise in construction activity as well as rising housing costs continues to exacerbate the problem exponentially. The City is working with a Community Land Trust and all partners in the CoC to identify any new projects or programs to help address the need. Extreme cases are being addressed by the City, County and TCHSC as a collaborative team effort in partnership with all other social agencies and the County Clerk of Courts. Eviction diversion has been a top priority for the City with COVID-19 emergency relief funding through the CARES Act and American Rescue Plan Act and will continue to be so through 2023 and 2024. In 2021-22 the City partnered with the County to conduct its first ever

Comprehensive Housing Needs Analysis and Implementation Plan (currently underway, due January 2024).

Helping homeless persons (especially chronically homeless individuals and families, families with children, veterans and their families, and unaccompanied youth) make the transition to permanent housing and independent living, including shortening the period of time that individuals and families experience homelessness, facilitating access for homeless individuals and families to affordable housing units, and preventing individuals and families who were recently homeless from becoming homeless again

The Neighborhood Services Department is a member of the Treasure Coast Homeless Services Council and the Council of Social Agencies (C.O.S.A.). These agencies provide referral services for individuals and families needing assistance throughout the county, including assistance for the homeless. In addition, the Police Department serves as a member of the "One-Stop" program, which uses the above information for client referrals countywide.

St. Lucie County counts the number of sheltered and unsheltered homeless persons at a given point in time each year during the last ten days of January. The results of this survey for January 2022 are added as an attachment to this CAPER report.

CR-30 - Public Housing 91.220(h); 91.320(j)

Actions taken to address the needs of public housing

The Public Housing Authority is located outside of Port St Lucie City limits.

Actions taken to encourage public housing residents to become more involved in management and participate in homeownership

Not applicable

Actions taken to provide assistance to troubled PHAs

There are not any troubled PHA's located in the City of Port St Lucie or St. Lucie County.

CR-35 - Other Actions 91.220(j)-(k); 91.320(i)-(j)

Actions taken to remove or ameliorate the negative effects of public policies that serve as barriers to affordable housing such as land use controls, tax policies affecting land, zoning ordinances, building codes, fees and charges, growth limitations, and policies affecting the return on residential investment. 91.220 (j); 91.320 (i)

The City of Port St. Lucie, as a recipient of State Housing Initiatives Partnership (SHIP) funding, is required every year to form an Affordable Housing Advisory Committee (AHAC) to review and assess public policies that serve as barriers to affordable housing and to report on that assessment. In April 2023 the AHAC was reestablished to prepare a report on affordable housing incentives for submission to Florida Housing Finance Corporation. That report was reviewed, finalized and presented via an advertised Public Hearing on November 16, 2023. The Committee is looking forward to recommending and creating more policies and opportunities for the promotion of more affordable housing within the City. The Committee has identified the need for larger scale affordable home projects.

The City prepared, approved and submitted its most recent Local Housing Action Plan (LHAP) during the first quarter of 2022.

Actions taken to address obstacles to meeting underserved needs. 91.220(k); 91.320(j)

Housing Needs: The City's State Housing Initiatives Partnership (SHIP) housing assistance program received \$2,054,125 in funding for the state fiscal year 2022-2023. Due to increase advocacy efforts this funding has increased significantly, almost fourfold, in the last two years. Twenty percent of the SHIP funding allocations must be reserved for special needs clients, with emphasis on developmentally disabled individuals. The City will continue to fund its Homeowner Repair and Rehabilitation Program for the near future since that is one of the greatest needs. The program was severely underfunded for close to a decade and the City's homeownership rate is one of the highest in the State and country, 78%. Housing prices have climbed to the point that fewer households can afford to purchase single family homes. Remaining NSP Grant funds and program income will be used to continue affordable housing project efforts as well as water sewer connections to assist in getting residents off of septic tanks.

Community Development Needs: Water quality continues to be an area of concern as the City continues to grow in population size. As such, funding is being allocated to provide water/sewer connection grants to low- and moderate- income residents to mitigate the negative environmental effects of the aging septic systems on or near the St. Lucie River which is an important natural resource in our community. Water/Sewer connections are funded with CDBG and SHIP funds as grants to low- and moderate-income households within the City limits.

Actions taken to reduce lead-based paint hazards. 91.220(k); 91.320(j)

All homes that come through the homeowner repair and rehabilitation program are inspected and if the home is built prior to 1978 paint samples are tested for lead at a licensed laboratory. If the presence of lead is found in the home, steps to abate the lead will be taken if feasible.

Actions taken to reduce the number of poverty-level families. 91.220(k); 91.320(j)

Our anti-poverty strategy consists of a concentrated effort to increase economic opportunities for citizens of Port St. Lucie, particularly those in low- and moderate-income households. Housing and economic programs that have been helpful to this strategy include CDBG and SHIP funding. SHIP and CDBG funding was used to provide homeowner repair and rehabilitation assistance to 37 low- and moderate- income households. Additionally, local funds and other grant funds are being used for some of the infrastructure improvements. The use of funding for housing has helped to create job opportunities (construction work) for area residents.

Actions taken to develop institutional structure. 91.220(k); 91.320(j)

The City of Port St. Lucie enrolls in training events, when available, to increase knowledge of staff members regarding funding needs and programs available to meet those needs. Lending consortium meetings are held quarterly to keep lender groups connected and focused on affordable housing issues within the county.

Actions taken to enhance coordination between public and private housing and social service agencies. 91.220(k); 91.320(j)

The City continues to coordinate with the St. Lucie County Community Services Department and social service agencies, such as COSA (Council of Social Agencies), and SAFER St. Lucie to enhance coordination between public and private housing and social service agencies.

Identify actions taken to overcome the effects of any impediments identified in the jurisdictions analysis of impediments to fair housing choice. 91.520(a)

CR-40 - Monitoring 91.220 and 91.230

Describe the standards and procedures used to monitor activities carried out in furtherance of the plan and used to ensure long-term compliance with requirements of the programs involved, including minority business outreach and the comprehensive planning requirements

Citizen Participation Plan 91.105(d); 91.115(d)

Describe the efforts to provide citizens with reasonable notice and an opportunity to comment on performance reports.

Staff compare projects completed with projects proposed under the Action Plan in order to evaluate our CDBG progress on all projects within the City and County at large. We compare the Annual Goals and Objectives with actual amounts expended and units completed. This information was included in our Action Plan for 22-23 and contains numerical goals for resources used during the program year. In looking back at the programs and activities that took place last year, the City stayed on target with the goals and objectives listed in the Consolidated Plan. We utilized our funding in the areas where demand was highest. Resident input and the City's National Community Survey are used to gauge demand and needs. As in previous years, the highest need was for homeowner repair/rehabilitation as well as recreational facilities and green spaces.

The availability of the Annual Performance report narrative and all IDIS reports was advertised in a local newspaper and in a local Spanish newspaper as well as on the City's website and electronic City Council meeting agenda management system. A public hearing was held on December 4, 2023. The report was made available for review following the public hearing and meeting from December 5, 2023, through to December 19, 2023.

Comments received as a result of the public hearing or during the public comment period specific to the CAPER will be input here. No comments were received regarding the Annual Performance report neither during the public hearing meeting nor during the public comment period.

Additionally, we engage in regular community outreach all year long about our programs and projects via our Communications Department, specialized Neighborhood Improvement and Community Engagement (NICE) Office and all social media channels. Newspaper advertisements are placed regularly according to Federal Regulations. Two special public outreach meetings were conducted in April 2021 and an additional two meetings were conducted in June and July of 2022 together with an in-depth survey in 2021 regarding CDBG and the preparation of the City's Consolidated Plan and Action Plan.

Nonprofit and governmental stakeholders from the entire County were contacted and surveyed about the preparation of a new Analysis of Impediments and Citizen Participation Plan. In 2023 in depth research and outreach was done for the Housing Needs Assessment project. In collaboration with St. Lucie County and Ft. Pierce the City conducted Stakeholder workshops on the topic in March 2023 and during the summer months of 2023 conducted a County-wide online survey where hundreds of responses were received.

Accommodations and language services are always posted and available.

CR-45 - CDBG 91.520(c)

Specify the nature of, and reasons for, any changes in the jurisdiction's program objectives and indications of how the jurisdiction would change its programs as a result of its experiences.

The City of Port St. Lucie is responsive to changes in the physical environment that may have a negative impact on its citizens. Steps are taken to mitigate or improve the negative changes as soon as possible. The Neighborhood Services Department works closely with its counterparts at St. Lucie County on housing related issues. The Department also works closely on project interdepartmental teams within the City and communicates regularly with the County's 300+ network of non-profit service providers known as the Council of Social Agencies (COSA) and the Continuum of Care (CoC). Monthly meetings allow swift responsiveness to any issues that arise. The City's interdepartmental Grants & Advocacy team meets regularly and collaborates on applying for all grants that are available to help mitigate environmental, social and economic issues within the City and leverage existing funding for existing budgetary needs.

Does this Jurisdiction have any open Brownfields Economic Development Initiative (BEDI) grants?

No

[BEDI grantees] Describe accomplishments and program outcomes during the last year.

CR-55 - HOPWA 91.520(e)

Identify the number of individuals assisted and the types of assistance provided

Table for report on the one-year goals for the number of households provided housing through the use of HOPWA activities for: short-term rent, mortgage, and utility assistance payments to prevent homelessness of the individual or family; tenant-based rental assistance; and units provided in housing facilities developed, leased, or operated with HOPWA funds.

Number of Households Served Through:	One-year Goal	Actual
Short-term rent, mortgage, and utility assistance to prevent homelessness of the individual or family	0	0
Tenant-based rental assistance	0	0
Units provided in permanent housing facilities developed, leased, or operated with HOPWA funds	0	0
Units provided in transitional short-term housing facilities developed, leased, or operated with HOPWA funds	0	0

Table 8 – HOPWA Number of Households Served

Narrative

Not applicable, the City of Port St. Lucie reallocates it's HOPWA funding to the Statewide program.

CR-58 – Section 3

Identify the number of individuals assisted and the types of assistance provided

Total Labor Hours	CDBG	HOME	ESG	HOPWA	HTF
Total Number of Activities	3	0	0	0	0
Total Labor Hours	0			0	
Total Section 3 Worker Hours	0			0	
Total Targeted Section 3 Worker Hours	0			0	

Table 9 – Total Labor Hours

Qualitative Efforts - Number of Activities by Program	CDBG	HOME	ESG	HOPWA	HTF
Outreach efforts to generate job applicants who are Public Housing Targeted Workers					
Outreach efforts to generate job applicants who are Other Funding Targeted Workers.					
Direct, on-the job training (including apprenticeships).	3				
Indirect training such as arranging for, contracting for, or paying tuition for, off-site training.					
Technical assistance to help Section 3 workers compete for jobs (e.g., resume assistance, coaching).					
Outreach efforts to identify and secure bids from Section 3 business concerns.					
Technical assistance to help Section 3 business concerns understand and bid on contracts.					
Division of contracts into smaller jobs to facilitate participation by Section 3 business concerns.					
Provided or connected residents with assistance in seeking employment including: drafting resumes, preparing for interviews, finding job opportunities, connecting residents to job placement services.					
Held one or more job fairs.	1				
Provided or connected residents with supportive services that can provide direct services or referrals.	1				
Provided or connected residents with supportive services that provide one or more of the following: work readiness health screenings, interview clothing, uniforms, test fees, transportation.					
Assisted residents with finding child care.					
Assisted residents to apply for, or attend community college or a four year educational institution.					
Assisted residents to apply for, or attend vocational/technical training.					
Assisted residents to obtain financial literacy training and/or coaching.					
Bonding assistance, guaranties, or other efforts to support viable bids from Section 3 business concerns.					
Provided or connected residents with training on computer use or online technologies.					
Promoting the use of a business registry designed to create opportunities for disadvantaged and small businesses.					
Outreach, engagement, or referrals with the state one-stop system, as designed in Section 121(e)(2) of the Workforce Innovation and Opportunity Act.					

Other.	3				
--------	---	--	--	--	--

Table 10 – Qualitative Efforts - Number of Activities by Program

Narrative

The City of Port St. Lucie is member to a local organization created by non-profits called the Council of Social Agencies or COSA. Staff attends monthly meetings with over 300 local non-profit organizations including representatives from 2-1-1. Updates are provided through the group's list serve and all residents that contact Neighborhood Services either via Internet, on the phone or in-person are referred to these organizations who specify in a wide variety of different social services including job and housing assistance. These included: job site advertisement, Section 3 training at project pre-construction meetings, word of mouth, and contractor training.

City of Port St. Lucie HOPWA funding has been reallocated to the Statewide program.

Attachment
Cover Page

CITY OF PORT ST. LUCIE
COMMUNITY DEVELOPMENT BLOCK GRANT (CDBG)



2022 CONSOLIDATED ANNUAL PERFORMANCE & EVALUATION REPORT (CAPER)
FISCAL YEAR 10/1/22 – 9/30/23

This Annual Performance Report is being submitted by the City of Port St. Lucie for the Community Development Block Grant (CDBG) grant number (B20MC120038) and covers the period from October 1, 2022, through September 30, 2023.

The City of Port St. Lucie's Neighborhood Services Department prepared this report. If you should have any questions or require further information regarding this report, please contact Alessandra "Alex" Tasca at 772-344-4084.

2022 CAPER | Version 1 Nov. 2023

CAPER 22-23 Ads (ENG)

Public Notices for the latest... Auto Auction NOTICE OF PUBLIC SALE: KW WRECKER SERVICE INC gives notice that on 11/28/2023 at 09:00 AM the following vehicles will be sold by public sale at 1265 SE RAILROAD AVE. STUART, FL 34994 to satisfy the lien for the amount owed on each vehicle by any recovery, towing, or storage services charges and administrative fees allowed pursuant to Florida statute 713.76.

Bids & Proposals CITY OF VERO BEACH BID NO. 20-23023 AUTO SUPPLY SOLUTION ANNUAL SUPPLY CONTRACT BIDDING OPENING DATE & LOCATION: Thursday, December 14, 2023 02:30 p.m. City Hall Finance Department Conference Room 1033 30th Place, Vero Beach, FL 32940

ADVERTISMENT FOR BID - Remnant Construction, LLC, Contract Manager (CM) for the St. Lucie County Fire District Office is seeking sealed bids for the St. Lucie County Sheriff's Office Building Addition & Renovation located at 1560 Hwy 44 in Port St. Lucie, FL 34884. A Pre-Bid Walk meeting will be held on Thursday, November 16, 2023, starting at 9:00 a.m. at the Pre-Bid site. If you are unable to attend, please email your questions to cm@remnantconstruction.com for prequalification info & access to bid documents.

Fictitious Business NOTICE IS HEREBY GIVEN that the undersigned desiring to engage in business under fictitious name of Curran Electric Contractors located at 274 SW Drexel St in the County of Saint Lucie in the City of Port Saint Lucie, Florida, intends to register the said name with the Division of Corporations of the Florida Department of State, Tallahassee, Florida.

Fictitious Business NOTICE IS HEREBY GIVEN that the undersigned desiring to engage in business under fictitious name of John Ferguson Electric located at 1231 South Ocean Drive in the County of Saint Lucie in the City of Jensen Beach, Florida, intends to register the said name with the Division of Corporations of the Florida Department of State, Tallahassee, Florida.

Fictitious Business NOTICE IS HEREBY GIVEN that the undersigned desiring to engage in business under fictitious name of Pointing with a Twist located at 2579 NW Federal Highway in the City of Martin in the County of St. Lucie in the State of Florida, Florida 34957, intends to register the said name with the Division of Corporations of the Florida Department of State, Tallahassee, Florida.

Foreclosure/Sherrif Sales IN THE CIRCUIT COURT OF THE NINETEENTH JUDICIAL CIRCUIT OF FLORIDA IN AND FOR ST. LUCIE COUNTY, FLORIDA. DIVISION CIVIL. CASE NO. 2022PC001426 LAKEVIEW LOAN SERVICING, L.L.C., Plaintiff, vs. OSSAPHA DU, et al., Defendants.

Foreclosure/Sherrif Sales NOTICE OF ACTION FOR FIDUCIARY SALE TO: DARLENE T. DILLON 735 Lisa M. Knowlton, 735 South Moultrie Rd. UNIT 34, OCEAN CITY, MD 21882. YOU ARE HEREBY notified that an action to foreclose a Claim of Lien on the following described real property located in MARTIN County, Florida:

Foreclosure/Sherrif Sales MALVALTA, INDIVIDUALLY AND AS A HENDEDED PARTNER IN THE DENYAL SAVE, L.L.C. A FLORIDA LIMITED LIABILITY COMPANY, AND RESTORATIVE DENTAL LAB L.L.C. A FLORIDA LIMITED LIABILITY COMPANY, AND IN-RE: PROPERTIES, INC. AND INTEREST OF THE DEFENDANT, CYNTHIA MALVALTA, HALY A. REE, AND RESTORATIVE DENTAL LAB, L.L.C. JOINTLY AND SEVERALLY IN AND TO THE FOLLOWING DESCRIBED REAL PROPERTY LOCATED IN ST. LUCIE COUNTY, FLORIDA, TO WIT:

Govt Public Notices The application(s) and future address of the person(s) to be obtained by any of the following methods: 1) Accessing the District's website at www.floridapublicnotice.com or clicking on Application/Permit Info for a specific project; 2) Submitting a written request to the South Florida Water Management District, Attention: Customer Service, 1301 N.W. 43rd Street, West Palm Beach, FL 33409; or 3) Submitting an electronic request of permit/s to stlwm@aflwd.com.

Notice To Creditors which is 100 SE Ocean Blvd. 5th 303, Suite 303, Port St. Lucie, FL 34952. THE NOTICE ON THIS NOTICE ON THESE PUBLIC NOTICE. THE NOTICE ON THESE PUBLIC NOTICE. THE NOTICE ON THESE PUBLIC NOTICE.

Notice To Creditors MONTHS AFTER THE DATE OF THE FIRST PUBLICATION OF THIS NOTICE. ALL CLAIMS NOT FILED WITHIN THE TIME PERIODS SET FORTH IN THIS NOTICE. THE NOTICE ON THESE PUBLIC NOTICE. THE NOTICE ON THESE PUBLIC NOTICE.

Foreclosure/Sherrif Sales IN THE CIRCUIT COURT OF THE NINETEENTH JUDICIAL CIRCUIT IN AND FOR MARTIN COUNTY, FLORIDA. DIVISION CIVIL. CASH AND CREDITORS PLAN. CASH AND CREDITORS PLAN. CASH AND CREDITORS PLAN.

Govt Public Notices NOTICE OF RECEIPT OF APPLICATION AND FUTURE ADDRESS FOR THE APPLICATION OF THE PERSON(S) TO BE OBTAINED BY ANY OF THE FOLLOWING METHODS: 1) Accessing the District's website (www.sfwmd.gov) or clicking on the ePermitting page; 2) Submitting a written request to the South Florida Water Management District, Attention: Customer Service, 1301 N.W. 43rd Street, West Palm Beach, FL 33409; or 3) Submitting an electronic request of permit/s to stlwm@aflwd.com.

Govt Public Notices Notice is hereby given, pursuant to Chapter 376, Florida Statutes, that the application(s) for permit(s) for projects in St. Lucie County, Florida, is/are being processed by the South Florida Water Management District, Attention: Customer Service, 1301 N.W. 43rd Street, West Palm Beach, FL 33409; or 3) Submitting an electronic request of permit/s to stlwm@aflwd.com.

Notice To Creditors The administration of the Estate of FRANCES L. BIBOW, deceased, whose Last American Lien & Recovery is pending in the Circuit Court of the Eleventh Judicial Circuit in and for St. Lucie County, Florida, Prorate Division, in Case No. 23-2023 PC 61139.

Public Notices I, Janice Timpano/Putnam am not responsible for any debts incurred by my husband Emmanuel Leslie Putnam. I, Janice Timpano/Putnam, am not responsible for any debts incurred by my husband Emmanuel Leslie Putnam.

Foreclosure/Sherrif Sales IN THE CIRCUIT COURT OF THE NINETEENTH JUDICIAL CIRCUIT IN AND FOR MARTIN COUNTY, FLORIDA. DIVISION CIVIL. CASH AND CREDITORS PLAN. CASH AND CREDITORS PLAN. CASH AND CREDITORS PLAN.

Govt Public Notices Notice is hereby given, pursuant to Chapter 376, Florida Statutes, that the application(s) for permit(s) for projects in St. Lucie County, Florida, is/are being processed by the South Florida Water Management District, Attention: Customer Service, 1301 N.W. 43rd Street, West Palm Beach, FL 33409; or 3) Submitting an electronic request of permit/s to stlwm@aflwd.com.

Govt Public Notices School Board of St. Lucie County (Westwood High School) Development Project: 1301 N.W. 43rd Street, West Palm Beach, FL 33409. School Board of St. Lucie County (Westwood High School) Development Project: 1301 N.W. 43rd Street, West Palm Beach, FL 33409.

Notice To Creditors The administration of the Estate of FRANCES L. BIBOW, deceased, whose Last American Lien & Recovery is pending in the Circuit Court of the Eleventh Judicial Circuit in and for St. Lucie County, Florida, Prorate Division, in Case No. 23-2023 PC 61139.

Public Sale NOTICE OF PUBLIC SALE: Wheeler's Car Care gives notice that on 11/27/2023 at 10:00 AM the following vehicles will be sold by public sale at 1838 Orange Ave, Fort Pierce, FL 34949. The sale is for the amount owed on each vehicle for any recovery, towing, or storage services charges and administrative fees allowed pursuant to Florida statute 713.76.

Foreclosure/Sherrif Sales IN THE CIRCUIT COURT OF THE NINETEENTH JUDICIAL CIRCUIT IN AND FOR MARTIN COUNTY, FLORIDA. DIVISION CIVIL. CASH AND CREDITORS PLAN. CASH AND CREDITORS PLAN. CASH AND CREDITORS PLAN.

Govt Public Notices Notice is hereby given, pursuant to Chapter 376, Florida Statutes, that the application(s) for permit(s) for projects in St. Lucie County, Florida, is/are being processed by the South Florida Water Management District, Attention: Customer Service, 1301 N.W. 43rd Street, West Palm Beach, FL 33409; or 3) Submitting an electronic request of permit/s to stlwm@aflwd.com.

Govt Public Notices School Board of St. Lucie County (Westwood High School) Development Project: 1301 N.W. 43rd Street, West Palm Beach, FL 33409. School Board of St. Lucie County (Westwood High School) Development Project: 1301 N.W. 43rd Street, West Palm Beach, FL 33409.

Notice To Creditors The administration of the Estate of FRANCES L. BIBOW, deceased, whose Last American Lien & Recovery is pending in the Circuit Court of the Eleventh Judicial Circuit in and for St. Lucie County, Florida, Prorate Division, in Case No. 23-2023 PC 61139.

Public Sale NOTICE OF PUBLIC SALE: Wheeler's Car Care gives notice that on 11/27/2023 at 10:00 AM the following vehicles will be sold by public sale at 1838 Orange Ave, Fort Pierce, FL 34949. The sale is for the amount owed on each vehicle for any recovery, towing, or storage services charges and administrative fees allowed pursuant to Florida statute 713.76.

Foreclosure/Sherrif Sales IN THE CIRCUIT COURT OF THE NINETEENTH JUDICIAL CIRCUIT IN AND FOR MARTIN COUNTY, FLORIDA. DIVISION CIVIL. CASH AND CREDITORS PLAN. CASH AND CREDITORS PLAN. CASH AND CREDITORS PLAN.

Govt Public Notices Call For Quotes For Fort Pierce Utilities Authority, Fort Pierce, Florida is accepting proposals for the purchase of 1000 units of MASCOAT COSTUME. Detailed information for submission and scope of work is available at www.FPUA.com. PurchasingManager@fpu.com. Pub: 11/16/23; 11/21/23; 49522702.

Govt Public Notices NOTICE OF PUBLIC HEARING AND REQUEST FOR COMMENTS ON THE CITY OF PORT ST. LUCIE COMMUNITY DEVELOPMENT BLOCK GRANT (CDBG) PROGRAM 2022-2023 CONSOLIDATED ANNUAL PERFORMANCE & EVALUATION REPORT (CAPER).

Notice To Creditors The administration of the Estate of FRANCES L. BIBOW, deceased, whose Last American Lien & Recovery is pending in the Circuit Court of the Eleventh Judicial Circuit in and for St. Lucie County, Florida, Prorate Division, in Case No. 23-2023 PC 61139.

Public Sale NOTICE OF PUBLIC SALE: Wheeler's Car Care gives notice that on 11/27/2023 at 10:00 AM the following vehicles will be sold by public sale at 1838 Orange Ave, Fort Pierce, FL 34949. The sale is for the amount owed on each vehicle for any recovery, towing, or storage services charges and administrative fees allowed pursuant to Florida statute 713.76.

Foreclosure/Sherrif Sales IN THE CIRCUIT COURT OF THE NINETEENTH JUDICIAL CIRCUIT IN AND FOR MARTIN COUNTY, FLORIDA. DIVISION CIVIL. CASH AND CREDITORS PLAN. CASH AND CREDITORS PLAN. CASH AND CREDITORS PLAN.

Govt Public Notices The Community Development Block Grant (CDBG) Consolidated Annual Performance & Evaluation Report (CAPER) will be available for review and comment from December 5, 2023, through December 19, 2023, at the City of Port St. Lucie Community Center, 1301 N.W. 43rd Street, Port St. Lucie, FL 34952. The public hearing will be held on Wednesday, December 13, 2023, at 9:00 a.m. to 5:00 p.m. Any questions regarding the CAPER may be directed to the Deputy Director, Alessandro Tosco, at axtosco@portstlucie.org or by email at atosco@portstlucie.org.

Govt Public Notices Notice of Transportation Disadvantaged For December 4, 2023. Notice is hereby given that the following applications for funding for the Motorist Assistance Program (MAP) will be held on the stated dates, times and places.

Notice To Creditors The administration of the Estate of FRANCES L. BIBOW, deceased, whose Last American Lien & Recovery is pending in the Circuit Court of the Eleventh Judicial Circuit in and for St. Lucie County, Florida, Prorate Division, in Case No. 23-2023 PC 61139.

Public Sale NOTICE OF PUBLIC SALE: Wheeler's Car Care gives notice that on 11/27/2023 at 10:00 AM the following vehicles will be sold by public sale at 1838 Orange Ave, Fort Pierce, FL 34949. The sale is for the amount owed on each vehicle for any recovery, towing, or storage services charges and administrative fees allowed pursuant to Florida statute 713.76.

Foreclosure/Sherrif Sales IN THE CIRCUIT COURT OF THE NINETEENTH JUDICIAL CIRCUIT IN AND FOR MARTIN COUNTY, FLORIDA. DIVISION CIVIL. CASH AND CREDITORS PLAN. CASH AND CREDITORS PLAN. CASH AND CREDITORS PLAN.

Govt Public Notices The City of Port St. Lucie will hold public hearings for comment on December 4, 2023. The public hearing will be held at the City Hall Building, located at 121 NW 1st Street, Port St. Lucie, FL 34952, beginning at 9:30 a.m. The City of Port St. Lucie received \$990,545 in Community Development Block Grant (CDBG) funds for grant period of October 1, 2022, through September 30, 2023. Of that amount, \$1,018,115 was allocated for administrative costs and \$765,432 for project funding.

Govt Public Notices Notice of Transportation Disadvantaged For December 4, 2023. Notice is hereby given that the following applications for funding for the Motorist Assistance Program (MAP) will be held on the stated dates, times and places.

Notice To Creditors The administration of the Estate of FRANCES L. BIBOW, deceased, whose Last American Lien & Recovery is pending in the Circuit Court of the Eleventh Judicial Circuit in and for St. Lucie County, Florida, Prorate Division, in Case No. 23-2023 PC 61139.

Public Sale NOTICE OF PUBLIC SALE: Wheeler's Car Care gives notice that on 11/27/2023 at 10:00 AM the following vehicles will be sold by public sale at 1838 Orange Ave, Fort Pierce, FL 34949. The sale is for the amount owed on each vehicle for any recovery, towing, or storage services charges and administrative fees allowed pursuant to Florida statute 713.76.

Foreclosure/Sherrif Sales IN THE CIRCUIT COURT OF THE NINETEENTH JUDICIAL CIRCUIT IN AND FOR MARTIN COUNTY, FLORIDA. DIVISION CIVIL. CASH AND CREDITORS PLAN. CASH AND CREDITORS PLAN. CASH AND CREDITORS PLAN.

Govt Public Notices The City of Port St. Lucie will hold public hearings for comment on December 4, 2023. The public hearing will be held at the City Hall Building, located at 121 NW 1st Street, Port St. Lucie, FL 34952, beginning at 9:30 a.m. The City of Port St. Lucie received \$990,545 in Community Development Block Grant (CDBG) funds for grant period of October 1, 2022, through September 30, 2023. Of that amount, \$1,018,115 was allocated for administrative costs and \$765,432 for project funding.

Govt Public Notices Notice of Transportation Disadvantaged For December 4, 2023. Notice is hereby given that the following applications for funding for the Motorist Assistance Program (MAP) will be held on the stated dates, times and places.

Notice To Creditors The administration of the Estate of FRANCES L. BIBOW, deceased, whose Last American Lien & Recovery is pending in the Circuit Court of the Eleventh Judicial Circuit in and for St. Lucie County, Florida, Prorate Division, in Case No. 23-2023 PC 61139.

Public Sale NOTICE OF PUBLIC SALE: Wheeler's Car Care gives notice that on 11/27/2023 at 10:00 AM the following vehicles will be sold by public sale at 1838 Orange Ave, Fort Pierce, FL 34949. The sale is for the amount owed on each vehicle for any recovery, towing, or storage services charges and administrative fees allowed pursuant to Florida statute 713.76.

CAPER 22-23 Ads (SPA)

WE ARE HIRING
BRING YOUR RESUME AND GET A JOB

Full time Bilingual VETERINARY TECHNICIAN and part time RECEPTIONIST

For busy and small Animal Hospital in Port Saint Lucie.

Must be FLUENT SPANISH AND ENGLISH language. EXPERIENCE working in animal hospitals preferred. SALARY according to qualifications. LETTERS OF RECOMMENDATION REQUIRED. Please email applications to agh@petsvet.com Or APPLY IN PERSON AT: 501 SW Port St Lucie Blvd, Port Saint Lucie, FL 34953



Distribución anual de comidas de Acción de Gracias con Treasure Coast Food Bank
La ciudad de Port Pierce, en colaboración con el Treasure Coast Food Bank, organizará su distribución anual de comidas de Acción de Gracias el sábado 18 de noviembre de 2023 para ayudar a las familias a prepararse para el feriado de Acción de Gracias.

thanksgiving FOOD DISTRIBUTION

2502 Avenue D, Fort Pierce, FL 34947

Este evento asegura una distribución equitativa, drive-thru, y se atenderá por orden de llegada. Lengua en cuenta que los suministros son limitados y anticipamos distribuir alrededor de 500 pavos y cajas de comida navideña.

Para obtener información adicional, comuníquese con Audra Moore-Wells, Coordinadora de Proyectos Especiales, al 467-3184 o por correo electrónico a amooreswells@cityoffortpierce.com.

Detalles del evento:
Fecha: sábado 18 de noviembre de 2023
Horario: 8:00 a. m. a 12:00 p. m. (o hasta agotar existencias)
Ubicación: Gimnasio Percy Peck

WPSL - Programa de juguetes navideños para niños en Condado Saint Lucie

Los niños del condado de St. Lucie de 0 a 12 años son elegibles. Todas las solicitudes se aceptan por orden de llegada. Los límites de ingresos y las pautas de elegibilidad se enumeran a continuación:

Número de hijos	1	2	3	4	5	6	7	8
Límite de ingresos	\$10,000	\$12,000	\$14,000	\$16,000	\$18,000	\$20,000	\$22,000	\$24,000

Debe ser residente del condado de St. Lucie.
Tener tutela legal de los niños.
Debe poder proporcionar prueba de beneficios de cupones para alimentos.
Los hogares que han solicitado juguetes a otra agencia NO son elegibles para recibir asistencia.

Para aplicar visite: www.elchumanservices.org

AVISO DE AUDIENCIA PÚBLICA Y SOLICITUD DE COMENTARIOS SOBRE INFORMES ANUALES DE RENDIMIENTO (CAPER) 2022/2023 BECAS DE DESARROLLO COMUNITARIO (CDBG) DE LA CIUDAD DE PORT ST. LUCIE



El Informe de rendimiento anual (CAPER) del Becas de Desarrollo Comunitario (CDBG) estará disponible para su revisión y comentario del día 5 de diciembre 2023 hasta el día 19 de diciembre de 2023 en Edificio A del Alcaldía, de la ciudad de Port St. Lucie, 121 Port St. Lucie Blvd., Port St. Lucie, FL 34984. El Edificio A estará abierto de 8:00 am a 5:00 pm, de lunes a viernes. El informe también estará disponible en la página web de la ciudad en www.cityofpsl.com/housing. Todos los comentarios escritos deben enviarse al Departamento de Servicios del Vecindario por correo y correo electrónico atasc@cityofpsl.com, y dirigirse a la atención de Alessandra Tascia, Directora Deputada. Comentarios escritos y/o comentarios recibidos durante la audiencia pública, o durante el periodo de revisión, se resumirá, se responderán, y luego remitidos al Departamento de Vivienda y Desarrollo Urbano (HUD) en Jacksonville, Florida, con el CAPER.

La ciudad de Port St. Lucie llevará a cabo una audiencia pública el día 28 de noviembre 2023 sobre el CAPER del CDBG 2022/2023. La audiencia pública se llevará a cabo durante una reunión del Consejo de la ciudad de su horario regular. Las reuniones del Consejo Municipal se llevan a cabo en la Cámara del Consejo en el edificio del Alcaldía, que se encuentra a 121 SW Port St. Lucie Boulevard, Port St. Lucie, FL, a partir de las 6:30 p.m.

La ciudad de Port St. Lucie recibió \$1,071,986 en Becas de Desarrollo Comunitario (CDBG) fondos para el periodo de concesión de 1 de octubre 2022 hasta el 30 de septiembre de 2023. De la asignación de \$990,565, el veinte por ciento o \$198,113 se destinaron para administración del programa y \$792,452 en fondos para proyectos.

El CAPER incluye una lista de actividades por el Año del Programa, el Resumen de la actividad (GPR), Resumen de Proyectos del Plan Consolidados, Resumen de Logros en Desarrollo Comunitario, Resumen Informe financiero CDBG e Informe Medidas de Rendimiento. Estos informes muestran todas las actividades de CDBG realizadas este último año, las cantidades gastadas y los saldos disponibles para cada proyecto. El informe final es el rendimiento anual Informe Narrativo. La narración resume todas las actividades de CDBG previstas en comparación con las medidas tomadas e incluye las estrategias de vivienda financiadas a través los programas SHIP (Asociación de Iniciativas Estatal de Vivienda) y de NSP (Programa de Estabilización de Vecindarios). El informe narrativo ofrece una oportunidad para evaluar el desempeño de la Ciudad en relación con el cumplimiento de las prioridades quinquenales generales del Plan Consolidado y el Plan de acción de un año.

PROGRAMAS DE LA CIUDAD DE PORT ST. LUCIE SERVIDOS DEL VECINDARIO NO DISCRIMINA A NINGUNA PERSONA POR SU RAZA, COLOR, RELIGIÓN, SEXO, DISCAPACIDAD, ESTADO FAMILIAR, SU ORIGEN NACIONAL O CONTRA CUALQUIER OTRA CLASE PROTEGIDAS.

Para solicitar información adicional llame al 772-344-4084.

Piratas informáticos responsables de ataque a sistemas del Condado St. Lucie
Banda de piratas informáticos denuncia una infracción en el condado de St. Lucie, el recaudador de impuestos dice que la información confidencial no está en riesgo



Aunque los sistemas del condado vuelven a estar en línea, la Oficina del Recaudador de Impuestos siguió experimentando problemas casi tres semanas después.

Los tipos de información personal confidencial prometida por ALPHV, como números de Seguro Social, números de licencia de conducir, documentos fiscales e información de tarjetas de crédito, no se almacenan localmente.

Existió la posibilidad de que se haya accedido a algunos documentos almacenados, que podrían incluir licencias de conducir. Si se determina que ese es el caso, las personas afectadas serán notificadas de acuerdo con el recaudador de impuestos Chris Craft.

Las investigaciones están en curso, confirmó Craft. La Oficina del Sheriff del Condado no está involucrada en la investigación, confirmó el Sheriff Ken Mestera. Los funcionarios del Departamento de Aplicación de la Ley de Florida respondieron a las solicitudes de comentarios.

Puede ser difícil responsabilizar a los cibercriminales, en parte porque pueden estar ubicados en países que no extraditan a los delincuentes a los EE. UU.

Los piratas informáticos se atribuyeron el lunes la responsabilidad de un ataque que cambió las redes informáticas del condado de St. Lucie a fines del mes pasado y prometieron desde su blog en la web oscura publicar pronto información confidencial.

Sin embargo, el recaudador de impuestos del condado garantiza a los residentes que su información personal está segura.

En medio de investigaciones formales en curso en el condado y en la Oficina del Recaudador de Impuestos, una notoria banda cibercriminológica ha incluido a la oficina del recaudador de impuestos en la web oscura, según múltiples cuentas de redes sociales que rastrean la actividad de ransomware.



Treasure Coast Homeless Services Council



HOUSING MATTERS

Ending Homelessness in Indian River, St. Lucie
and Martin Counties

**Continuum of Care
Annual Report 2022**

Mission

The mission of the Treasure Coast Homeless Services Council, Inc. is to prevent and end homelessness on the Treasure Coast and to assure that if homelessness happens, it is brief and non-recurring.

What we do...



Point in Time homeless Count

Hud mandates that every CoC in the country conduct a One-day Point in time count during one of the last ten days of January. In 2023, our count will be on January 26, 2023. The Annual Point in Time Count is a key step in quantifying need. It represents a snapshot of sheltered and unsheltered literally homeless individuals and families in our three-county area. The 2022 count was conducted on January 31, 2022. The numbers are based on answers to very specific questions we ask participants. Findings are carefully reviewed to avoid double counting and incorrect interpretations. Most of our partner agencies report on the number of persons seeking services at their sites on that day. Only people who are literally homeless are counted. "Couch surfers" are not included in the totals. **Pages 4-6**



HMIS – Coordinated Entry

The Homeless Management Information System (HMIS) ClientTrack has more than 76 end users in the CoC. We use it to track services we provide but also to track services provided by participating agencies on the Treasure Coast. Our prescreening staff uses a uniform assessment tool, records everyone who has called for assistance, and makes referrals for follow up and full assessment on qualifying clients. The system records who is served or denied, and states the reason. We manage this database to provide mandatory reporting to HUD, the State and SSVF to allow for a greater avoidance of duplicative service delivery among participating agencies. Our System Administrator provides license credentialing and management, end user training, and data cleaning for participating agencies in order to meet and maintain Data Quality Standards. **Pages 7-9**



Homeless Prevention and Rapid Rehousing

The Council invests most of its efforts in preventing and ending homelessness. Avoiding homelessness in the first place is our "go to" solution in this market. Since it is virtually impossible to find affordable housing in the CoC our staff dedicates the majority of its time working with clients and landlords to divert homelessness. Funding for these services comes through a variety of State and Federal Programs, i.e. Challenge, ESG, ESG-CV, SSVF, SSVF-CV, FEMA and HUD Permanent Supportive Housing. Funding for non-eligible housing options are supported through United Way, FEMA, Community Church, John's Island Foundation, John's Island Community Services League and some wonderful private donors. **Page 10**



Supportive Services for Veteran Families

Our Supportive Services for Veteran Families Program (SSVF) provides housing stability to veterans in Indian River, Martin and St. Lucie Counties. TCHSC works with the West Palm Beach VA Supportive Housing program and Public Housing Authorities in the CoC to house eligible veterans. Staff maintains a Veteran by-name list to keep a personal track of local homeless Veterans. Our SSVF staff works with local Veteran Services Officers, various outreach and nonprofit Veteran organizations, and the coordinated entry staff of the VA. **Page 10**



Permanent Supportive Housing

Treasure Coast Homeless Services Council, Inc. annually applies for HUD Continuum of Care Program grants. During 2022, Indian River, St. Lucie and Martin County received a total of \$1,808,995 for permanent supportive housing and housed 241 disabled individuals permanently in the community. Permanent supportive housing is paid directly to landlords and pairs a long-term housing subsidy with case management and supportive services for disabled households. TCHSC provides mandatory monthly billing, service reporting, and


match data to HUD for homeless disabled households on behalf of the three counties. TCHSC pays for one full-time New Horizons professional to provide case management, supportive services and relationships with landlords.

Page 11



Affordable Rental Housing. Since the merger of Every Dream has a price with our housing corporation, we have continued to maintain affordable housing under the Coalition for Attainable Homes, the Indian River County Neighborhood Stabilization Program, the St. Lucie County Neighborhood Stabilization Program, and Naomi's House. At this time, we collectively own and manage 45 units of housing in two counties. These units are part of the contributions this CoC has made to address the crisis we face with rents being "out of reach" on the entire

Treasure Coast. TCHSC is responsible for the management and maintenance of these units. Pages 12-14



St. Lucie County Housing Hub and Eviction Diversion

The Housing Hub is a transitional shelter facility and a resource center in Ft. Pierce, under a \$250,000 contract with St. Lucie County. The residential side consists of 24 transitional shelter beds for homeless men. The resource center side is a fully staffed walk-in center with multiple agency volunteer offices and SOAR services to assist the community with applications for funding, entitlements, referrals for health care and other services requiring technology and connectivity. We also operated and staffed a CARES Eviction Diversion Program, under a

separate \$2 million, contract with St. Lucie County. This was a special project in Circuit 19 with Judge Alonzo to mediate and stop evictions for households who have already been served through the courts.

Page 15-16



Financial Resources & Fiscal Management

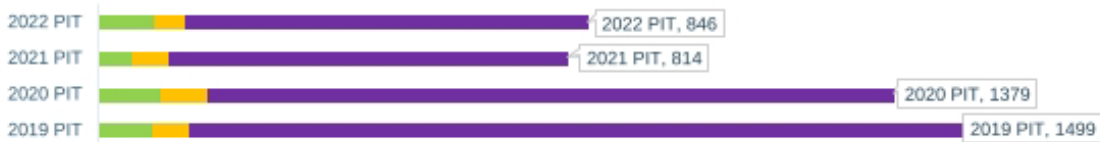
As the lead agency for the Continuum of Care, Treasure Coast Homeless Services Council applies for, monitors and administers federal, state and local grants which assist low income persons in paying for housing. The Council pays rental assistance directly to landlords in order to prevent or end homelessness for individuals and families on the Treasure Coast. We are currently tracking, billing and reporting on 14 different funding streams and HUD Permanent

Supportive Housing. There are both State and Federal single Audits, Annual Performance Reports to HUD, Point-In-Time demographics reports, and quarterly, semi-annual and year end reports. Page 17

2022 PIT Count Data for St. Lucie, Indian River, Martin

2022 Homeless Data: On January 31, 2022 a total of **846** persons were counted as literally homeless on the Treasure Coast. Based on the number of persons in our CoC during this year who identified as literally homeless, we are convinced that these numbers still reflect a serious undercounting and continue to be affected by the COVID pandemic. PIT Counts of literally homeless persons are limited to "in person" contacts with persons in camps, in the woods, in cars, in the streets, etc. or who are reported to us as seeking assistance on that day from a program which helps homeless people.

Total Population PIT Count Data



	2019 PIT	2020 PIT	2021 PIT	2022 PIT
Emergency Shelter Total	91	107	58	94
Safe Haven Total	0	0	0	0
Transitional Housing Total	63	81	63	53
Unsheltered Count	1345	1190	693	699

Homeless Households with Children



	2019 PIT	2020 PIT	2021 PIT	2022 PIT
Total Sheltered Count	33	44	23	36
Total Unsheltered Count	226	137	32	45

Homeless Veterans



	2019 PIT	2020 PIT	2021 PIT	2022 PIT
Number of Persons Sheltered	0	0	3	1
Number of Persons Unsheltered	55	73	64	73

2022 Total Population PIT Count Data Demographics



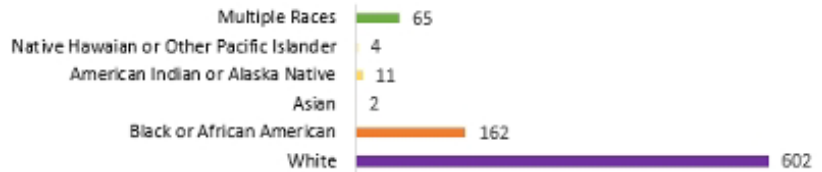
Gender



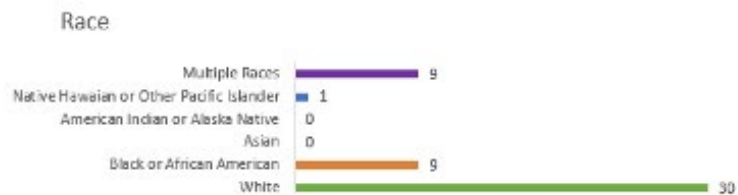
Ethnicity



Race



2022 Unaccompanied Youth PIT Count Demographics



6

HMIS – Coordinated Entry

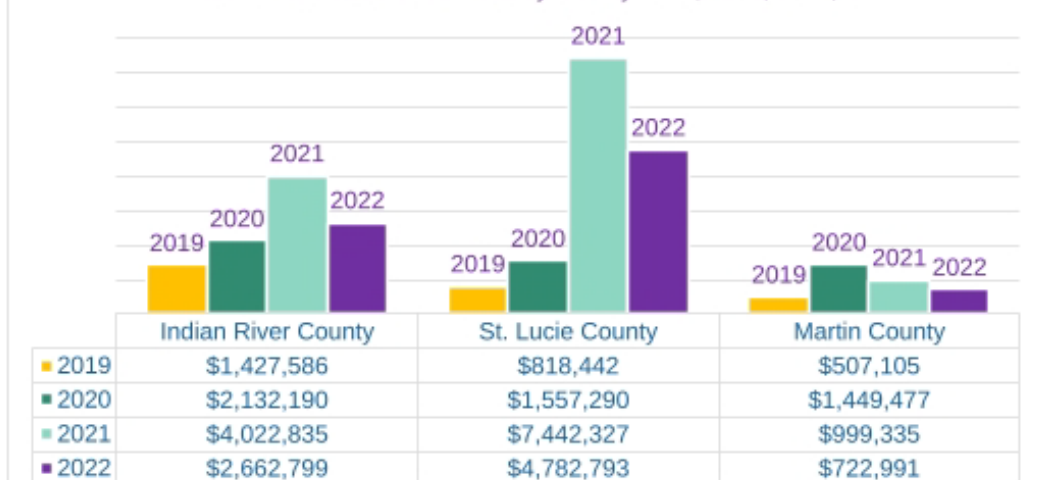
The Homeless Management Information System (HMIS) tracks all services provided by participating end users to persons and households throughout the Treasure Coast. It tracks critical information about needs and services but it can also identify the reason why services which were requested were not provided. The HMIS provides a greater understanding of all households requesting assistance and what services are actually accessed. It reduces duplication among agencies and allows for participation in coordinated entry and coordinated service delivery across the CoC.

During 2022, our staff and our HMIS partner agencies documented **\$8,168,583.00** in services provided in our CoC to prevent and end homelessness on the Treasure Coast. These services were provided to a total of **10,585** unduplicated individuals, and impacted a total of **21,242** individuals in families.

HMIS Participating Agencies (By County)

Indian River	St. Lucie	Martin
Camp Haven	Angels of Hope Outreach	House of Hope
Children’s Home Society	Children’s Home Society	LAHIA
Economic Opportunities	City of Fort Pierce	MC Health & Human Svc.
Habitat for Humanity	Mustard Seed Ministries	MC Salvation Army
Hope for Families Center	New Horizons	MISS
IRC BOCC	Salvation Army of SLC	New Horizons
IRC Health & Human Svc.	Salvation Army of Okeechobee	TCHSC Resource Center
New Horizons	SLC Community Services	
Salvation Army of IRC	TCHSC Resource Center	<i>There is a total of 76 licensed end users at this time. Some agencies have multiple users.</i>
Samaritan Center	United Against Poverty	
TCHSC Resource Center	SLC Veterans Services	
United Against Poverty	RiteLife Services	
United Way of IRC		

Documented Value of Services by County 2019, 2020, 2021, 2022



7

Top Four (4) services provided by County

Indian River County	Total Value	Unduplicated Clients	Total Individuals in Families
Housing Related	\$1,351,066	718	1,679
Utilities	\$87,394	383	1,032
Case Mgt/Health	\$209,295	667	1,183
Food	\$683,811	2,377	4,076

St. Lucie County	Total Value	Unduplicated Clients	Total Individuals in Families
Housing Related	\$4,372,278	938	2,142
Utilities	\$183,022	446	1,178
Case Mgt/Health	\$114,061	3,652	9,042
Food	\$41,076	2,883	7,389

Martin County	Total Value	Unduplicated Clients	Total Individuals in Families
Housing Related	\$307,239	150	330
Utilities	\$77,270	210	478
Case Mgt/Health	\$67,457	1,319	2,703
Food	\$8,847	1,028	2,203

The vast majority of the “housing related assistance” and utilities came from Emergency Shelter CV funds, Supportive Services for Veterans CV funds, and Housing Related Eviction Diversion funding in St. Lucie County.

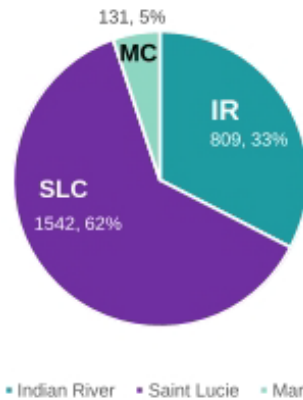
These numbers do not reflect services provided by those local governments and other CoC member agencies who do not participate in our HMIS data base, ClientTrack.

Numbers do not represent those persons served whose addresses were not in the database.

PRESCREENS – Coordinated Entry System

One of the benefits of the Coordinated Entry System is that households can obtain appropriate services with one phone call and also receive referrals to multiple agencies who can also meet their needs. The HMIS system allows us to interview callers remotely and assess their need, in real time, across the CoC. Information is entered immediately by the interviewer and a score is automatically generated by the system. The highest scores get the first in depth intake interviews by follow-up call back. We do this because we try to serve people who are the most in need first. We are providing the following information about the requests for prevention and re-housing services as they came in through pre-screens, from each of the counties in the CoC from December 2021 to November 2022.

TCHSC Coordinated Entry Staff Prescreens by County



Prescreens by County & Housing Status 12/01/2021 - 11/30/2022



These numbers represent **2,482** persons who were actually pre-screened using our uniform coordinated entry process, who self declared their housing status..

9

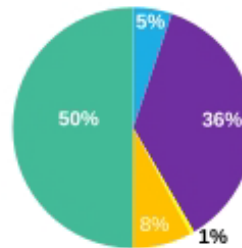
Homeless Prevention and Rapid Rehousing – 12/01/2021 – 11/30/2022

In addition to prescreening, the following services were provided by TCHSC Staff with funding from State and Federal dollars, including passthrough funds:

- ✓ Homeless Prevention, Rapid Rehousing
- ✓ Veterans Housing Services
- ✓ Emergency Shelter and Hotel/Motel

TCHSC Resource Center \$\$2,680,720

- Challenge = \$139,479
- ESG = \$974,503
- FEMA = \$14,975
- SSVF = \$213,055
- SLC Diversion = \$1,338,707



Clients served by Challenge, ESG, FEMA

	Families	Individuals in Families
Housing Assistance	288	799
Emergency Housing	30	57
All Other Assistance	50	111
Total	368	967

Veterans in IRC, SLC & MC Served by SSVF and ESG

Agency	HP	RR	Total
Treasure Coast Homeless Services Council, Inc. Staff	12	24	36
St. Lucie County Community Services – TCHSC Staff	21	5	26
Total	33	29	62

Permanent Supportive Housing

Treasure Coast Homeless Services Council, Inc. annually applies for HUDs Continuum of Care Program grants. For the 2022 Grant Award year, Indian River, St. Lucie and Martin County received a total of \$1,808,995 for permanent supportive housing through our applications on their behalf.

County	Award	Clients Housed
Indian River	\$1,058,736	137
St. Lucie	\$494,328	69
Martin	\$359,743	35
TOTAL	\$1, 808,995	241

Permanent Supportive Housing is designed for people experiencing chronic homelessness. It is designed to support long-term housing stability and improvements in mental health and overall well being. Permanent supportive housing uses a **HOUSING FIRST MODEL** to assist homeless individuals and families. Housing First is a Federal housing approach to ending homelessness which attempts to REMOVE all barriers to housing placement. Clients are assessed and placed on a prioritization list based on the severity of their need, not on their "readiness for housing". All Permanent Supportive Housing in the CoC is tenant based rental assistance. The client can live in any available housing unit in the community that can pass housing quality inspection and is rent reasonable.

A note, as I retire from the position of Executive Director:

"These numbers don't actually do justice to the time, energy an effort that we all put in this year to keep our clients safe and housed. The housing market crisis just got worse and worse, and rents were completely out of control, for almost everybody, including some of us. That doesn't mean that we weren't hugely successful. **We were.** The people that we did house took three times as much work and almost twice as much money. I am proud of all of us; happy to call you all colleagues and allies in the business of honoring the most basic of human rights, the right to safe, clean, affordable permanent housing. You have my utmost respect and thanks. "

Louise Hubbard

Final FY 2023 Fair Market Rent (FMR) by County

HUD released the 2023 FMR's in October 2022

IRC	0 Bed	1 Bed	2 Bed	3 Bed	4 Bed
FMR	\$845	\$1048	\$1,264	\$1,629	\$2,104
Hourly wage necessary to afford FMR	\$16.25	\$20.15	\$24.31	\$31.33	\$40.46
Full-time jobs at minimum wage (11.00) to afford FMR	1.48	1.83	2.21	2.85	3.68

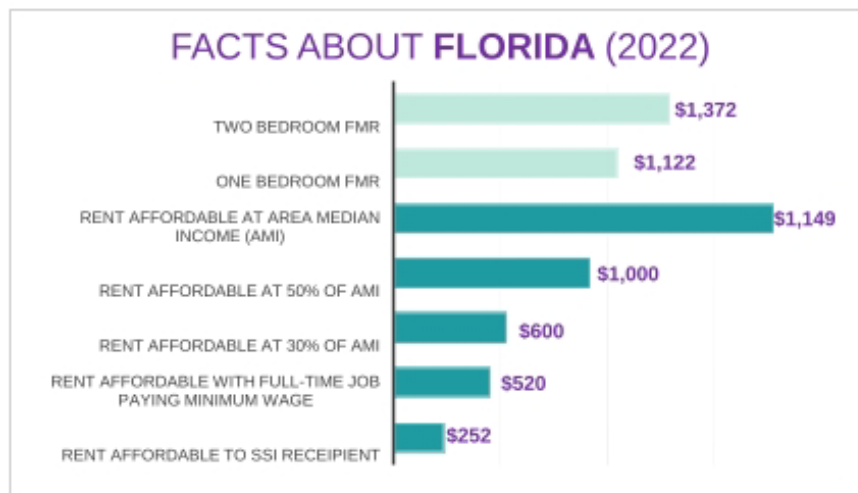
Indian River County includes Vero Beach and Sebastian and consists of Indian River County

SLC/MC	0 Bed	1 Bed	2 Bed	3 Bed	4 Bed
FMR	\$1,153	\$1,160	\$1,458	\$1,969	\$2,265
Hourly wage necessary to afford FMR	\$22.17	\$22.31	\$28.04	\$37.87	\$43.56
Full-time jobs at minimum wage (11.00) to afford FMR	2.02	2.03	2.55	3.44	3.96

Martin County includes St. Lucie County and consists of Martin County and St. Lucie County

Tables are based on rent not exceeding 30% of Household income.

Minimum wage is in Florida **\$11.00** in 2023; (\$12.00 after 09/30/23)



Affordable Housing

Neighborhood Stabilization Program Rentals

The NSP Program provides safe, affordable housing for very low, low and moderate-income families.



Indian River County

TCHSC owns 18 NSP affordable rental housing units.

This NSP partnership with Indian River County provided housing for:
36 adults with 23 children.

Rents ranged from \$450 - \$2,100.
TCHSC maintains and manages all of these properties.



St. Lucie County

TCHSC owns 12 NSP affordable rental housing units.

This NSP partnership with St. Lucie County provided housing for:
18 adults with 25 children.

Rents ranged from \$617 - \$1,600.
TCHSC maintains and manages all of these Properties.

**COST TO RUN AFFORDABLE HOUSING \$ 310,015.32
(12 MONTHS)**



Affordable Housing: There are currently 45 housing units including 7 duplexes and Naomi's House in our housing inventory. We have continued to assume responsibility for management, repairs and maintenance of all of these affordable housing properties which we own in Indian River and St. Lucie counties. Revenue from these properties is very limited. We could not afford to keep the rents affordable and the properties in good repair if it were not for the generous support of our community partners in Indian River County, especially John's Island Foundation Capital fund, Community Church Missions, First Presbyterian Church and John's Island Community Services League. Without their funds for repairs and maintenance, appliances, furnishings, and basic staffing needs, we would not be able to sustain these properties as affordable housing.



Naomi's House – Temporary Housing

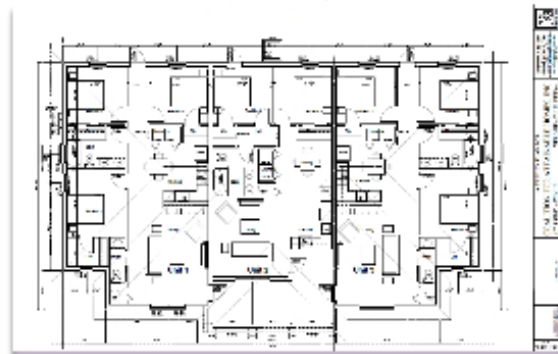
Naomi's House is temporary "bridge" housing for single unaccompanied women in Indian River County who have no other housing options and who can benefit from safe, shared housing for a period of time which allows them to locate suitable employment and permanent housing.

The program serves up to 12 single unaccompanied women at one time, including youth who have aged out of foster care who can benefit from a period of affordable, safe housing before seeking their own housing, or who need time in the program to prevent them from becoming literally homeless.

Coalition for Attainable Homes

The majority of Coalition housing provides affordable, permanent rental housing to low and moderate income households, including Veterans and persons with disabilities. We are eagerly anticipating the completion of a triplex on lots provided by Indian River County to the former Every Dream Has A Price. John's Island Foundation made its largest ever funding award of \$200,000 toward this project. Some very generous private contractors and fundraising organizations are participating, as well. Coalition for Attainable Homes will also support the project financially.

Floor Plan - Triplex



St. Lucie County Focused Programs

On September 30, 2022 St. Lucie County renewed the contract for Treasure Coast Homeless Services Council to continue operations of the St. Lucie County Housing Hub. The Housing Hub is a multi-agency resource center which also houses a men's residential program on site, **Adam's Place**.


The Housing HUB, continues to provide a convenient location for residents of St. Lucie County to receive essential stabilization services. These services & partners include:

- 19th Circuit Court Eviction Diversion** - provided by TCHSC
- Healthcare Navigator** - provided by HANDS Clinic
- Benefit Application Assistance/SOAR** - provided by RiteLife Inc.
- Mobile Health Bus** onsite monthly- provided by Visiting Nurse Association
- SNAP/EBT Application Assistance**- provided by Treasure Coast Food Bank
- Emergency Rental Assistance** - provided by TCHSC
- Healthcare Navigator for Veterans** - provided by TCSHC



Housing HUB services Dec 21 to Nov 22

	Dec-21	Jan-Mar-22	Apr-Jun-22	Jul-Sep-22	Oct-Nov-22	TOTAL
Eviction Diversion	19	67	78	72	18	254
Social Security Application	17	39	36	41	34	167
Document Services	21	28	49	43	37	178
SNAP/EBT Application	11	20	24	26	17	98
Medical Services Referral	13	17	22	20	15	87



Adam's Place. The program serves unaccompanied men experiencing chronic homelessness in St. Lucie County. Participants in this program receive mental health and substance abuse evaluation, housing and stabilization services, benefit applications, housing counseling and referral to medical and mental health providers.

Adam's Place Community Partners:

- ✓ St. Lucie County Community Services
- ✓ The Salvation Army of St. Lucie, Martin & Okeechobee
- ✓ In the Image of Christ
- ✓ Sarah's Kitchen
- ✓ The HANDS Clinic
- ✓ Visiting Nurse Association
- ✓ Angels of Hope
- ✓ United Against Poverty
- ✓ New Horizon

12/01/2021-11/30/2022 Outcomes

Total Applicants	118
Total Residents Served	108
Total Successful Exits	57

Since the start of the program 103 former chronically homeless residents successfully exited from the street to housing.

St. Lucie County Eviction Diversion Program

Dec 2021 - Nov 2022	
Households Served	254
Households with Children	136
Total # of Children	300
Total Funds Expended	\$1,315,736.02



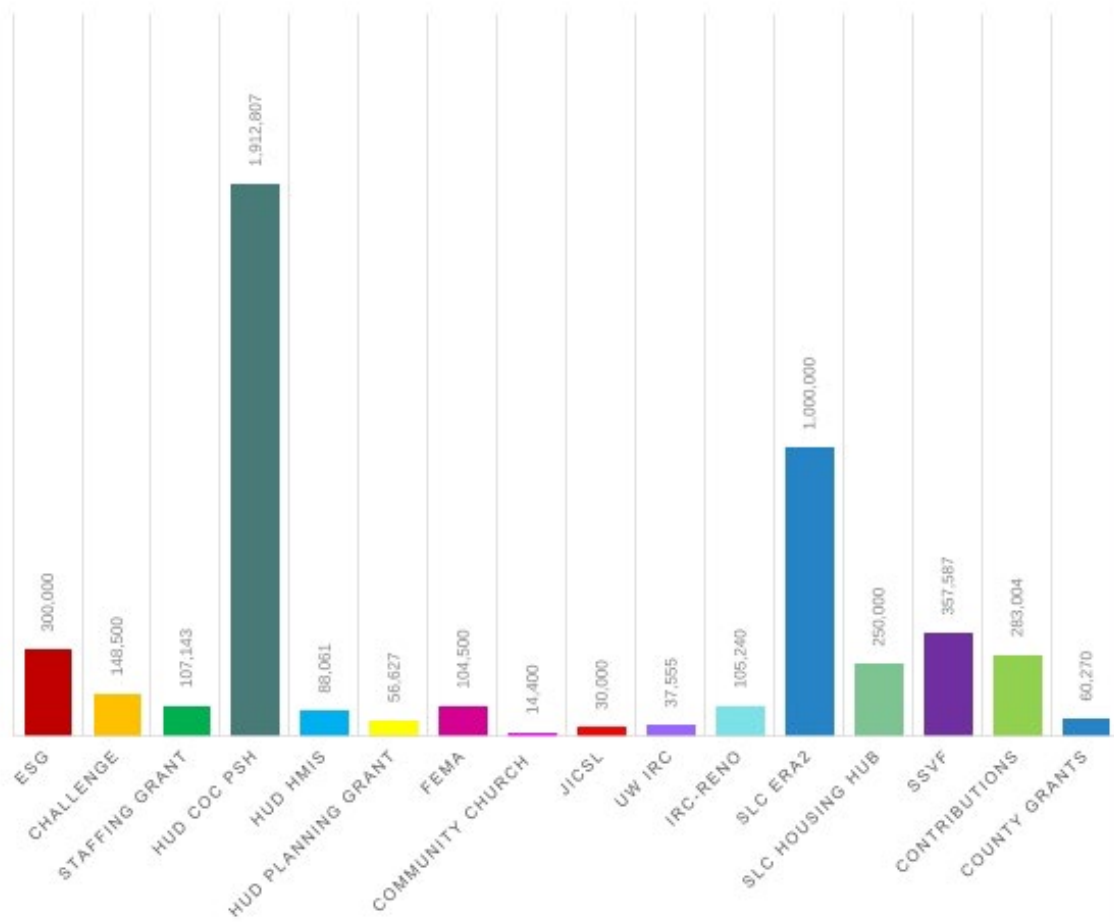
The Eviction Diversion Program started in September 2020 as a partnership with the 19th Circuit Court to prevent homelessness for those facing eviction due to the COVID 19 Pandemic. This program is only available through court referrals. It provides rental payments directly to landlord for eligible households throughout St. Lucie County, City of Fort Pierce and City of Port St. Lucie.

The initial Eviction Diversion Program (ERA1) funding provided through St. Lucie County and the City of Port St. Lucie expired on September 30, 2022. In October 2022, TCHSC entered into an agreement with the City of Port St. Lucie to restart the Eviction Diversion Program (ERA2) for all residents of St. Lucie County.

Financial Resources 2022 – 2023

As the lead agency for the Continuum of Care, Treasure Coast Homeless Services Council, Inc. is responsible for applying for and administering federal, state and local grants which can be used to assist in preventing and ending homelessness across the Treasure Coast. Total grant award in 2022- **\$4,855,694.00**

The chart below provides a breakdown of grants awarded/received by Treasure Coast Homeless Services Council, Inc. through Federal, State and Local funders to be used for prevention, rapid rehousing and coordinated data management across the Treasure Coast. **Awards include CARES ACT funds.**



Continuum of Care Member Agencies & Partners

The Continuum of Care is a community wide collaborative group which meets regularly to plan and work together to quickly address housing issues for all populations, and to provide supportive services to keep people housed and healthy. CoC Members and collaborative partners provide a wide range of additional resources, from services to funding, to prevent and end homelessness, together, whenever we can.

211 Palm Beach/Treasure Coast, Inc.	John's Island Community Services League
Angels of Hope, Inc.	Love and Hope in Action
Adam's Place	Martin County Health and Human Services
Camp Haven, Inc.	Martin County School District
Career Source	Mary's Home
Children's Home Society, Inc.	Mental Health Association
Christ by the Sea United Methodist Church	MISS, Inc. of the Treasure Coast
City of Ft. Pierce Housing Authority	Mustard Seed Ministries, Inc.
City of Ft. Pierce Police Department	New Horizons of the Treasure Coast, Inc.
Coalition for Attainable Homes	Public Defender, 19th Circuit Court
Community Church of Vero Beach	RiteLife Services
City of Ft. Pierce Planning Dept.	Roseland United Methodist Church
City of Port St Lucie	Salvation Army of Indian River County
Department of Health - Indian River County	Salvation Army of Martin County
Department of Health - St. Lucie County	Salvation Army of St. Lucie, Okeechobee County
ELC of Indian River, Martin and Okeechobee	Samaritan Center
Early Learning Coalition of St. Lucie County	Sarah's Kitchen
Economic Opportunities Council	Southeast Florida Behavioral Health Network
First Presbyterian Church	St. Augustine of Canterbury
Florida Department of Children and Families	St. Helens Catholic Church
Florida Rural Legal Services	St. Lucie County Community Services
Fellsmere Community Enrichment Program, Inc.	
Habitat for Humanity, IRC	St. Lucie County School District
Holy Cross Catholic Church	St. Lucie County St. Vincent DePaul
Hope for Families Center, Inc.	St. Lucie County Veteran Services
House of Hope, Inc.	Safespace, Inc.
Indian River County Rental Assistance Program	Treasure Coast Community Health
Indian River County Human Services	United Against Poverty of St. Lucie County
Indian River County School District	United Against Poverty of Indian River County
Indian River County Sheriff's Department	United Way of Indian River County
Indian River County Veteran Services	United Way of Saint Lucie County
John's Island Foundation	Vietnam Veterans of Indian River County
IF YOUR NAME IS NOT ON THE LIST, WE WOULD LOVE TO HAVE YOUR PARTICIPATION!!!! Membership Applications are on our website.	

2023 TCHSC Point in time (PIT) Count



RAYME L. NUCKLES, MHS
The Visionary Leader

2525 St. Lucie Avenue
Vero Beach, Florida 32960
(772) 567-7790

Connect. Collaborate. Cultivate

2023 POINT IN TIME HOMELESS COUNT

General Information

The Point-in-Time (PIT) count is a count of sheltered and unsheltered **literally** homeless persons on a single night in January. Treasure Coast Homeless Services Council, Inc. conducted its 2023 Point in Time Count on **January 26, 2023**. To be counted in the PIT count, individuals must be literally homeless (sleeping on the street, in a car, in the woods, in camp, etc.) or sheltered (emergency shelter, transitional shelter, hotel paid for by an Agency). There was a total of 20 agencies that surveyed unsheltered homeless individuals during the PIT count and a total of 8 agencies that reported sheltered homeless individuals.

2023 Homeless Data

On January 26, 2023 there were a total of 925 individuals (736 adults and 189 children) who were counted as homeless on the Treasure Coast. These numbers show an 9% increase from the 2022 PIT count.

Residing In The Housing of Others

Additional individuals temporarily staying with family or friends because of economic reasons are not considered homeless in this count. An additional 2,720 households were reported as doubled up by participating agencies during the Point in Time count. This is up from 1,986 during 2022, which is a 37% increase over last year's numbers.

Methods

The Point in Time (PIT) numbers reflect the official homeless numbers, as reported to HUD by the Continuum of Care. We utilize street outreach teams, service organizations, school homeless liaisons, and shelter programs to provide an accurate count of individuals who meet HUDs definition of homelessness, counted on one specific day in the last 10 days of January. For validation purposes, we have deleted any duplicates and double checked HMIS to verify program enrollment on the day of the count. This method of counting has been utilized for all homeless data provided by this Continuum of Care and is an accurate way to show trends in homelessness.



RAYME L. NUCKLES, MHS
The Visionary Leader

2525 St. Lucie Avenue
 Vero Beach, Florida 32960
 (772) 567-7790

Connect. Collaborate. Cultivate

**HOMELESSNESS FACT SHEET FOR FL-509
 INDIAN RIVER, ST. LUCIE and MARTIN COUNTY**

These numbers represent the number of sheltered or unsheltered literally homeless individuals. These numbers are based on those individuals seeking or receiving services or interviewed in camp sites, feeding sites, and other locations on one single day. **An additional 2720 households were residing in the housing of others and were not counted in these totals.**

	January 31, 2022	January 26, 2023	Difference	%
Adults	668	736	+68	+10%
Children	178	189	+11	+6%
Total	846	925	+79	+9%

Veteran Status

(self-reported & not verified during the PIT count)

Veterans	59	70	+11	+19%
-----------------	----	----	-----	------

2023 Sheltered & Unsheltered

	Sheltered	Unsheltered	Total
Adults	93	643	736
Children	92	97	189
Total	185	740	925



RAYME L. NUCKLES, MHS
The Visionary Leader

2525 St. Lucie Avenue
Vero Beach, Florida 32960
(772) 567-7790

Connect. Collaborate. Cultivate

HOMELESSNESS FACT SHEET FOR INDIAN RIVER COUNTY

These numbers represent the number of sheltered or unsheltered literally homeless individuals in Indian River County. These numbers are based on those individuals seeking or receiving services or interviewed in camp sites, feeding sites, and other locations on one single day. **An additional 335 households were residing in the housing of others and were not counted in these totals.**

Total Homeless Individuals

	January 31, 2022	January 26, 2023	Difference	%
Adults	225	256	+31	+14%
Children	65	85	+20	+31%
Total	290	341	+51	+18%

<u>Veteran Status</u>				
(self-reported & not verified during the PIT count)				
Veterans	21	30	+9	+43%

2023 Sheltered & Unsheltered

	Sheltered	Unsheltered	Total
Adults	49	207	256
Children	50	35	85
Total	99	242	341

Agencies Providing Data

Unsheltered

New Horizons, Indian River County School District, Angels of Hope Outreach, Treasure Coast Homeless Services Council, Up Center, Habitat For Humanity, IRC Salvation Army, The Source, Career Source, RiteLife Inc., First Methodist Church

Sheltered

Hope for Families Center, Samaritan Center, Children’s Home Society, Camp Haven, Safe Space



RAYME L. NUCKLES, MHS
The Visionary Leader

2525 St. Lucie Avenue
 Vero Beach, Florida 32960
 (772) 567-7790

Connect. Collaborate. Cultivate

HOMELESSNESS FACT SHEET FOR ST. LUCIE COUNTY

These numbers represent the number of sheltered or unsheltered literally homeless individuals in St. Lucie County. These numbers are based on those individuals seeking or receiving services or interviewed in camp sites, feeding sites, and other locations on one single day. **An additional 1792 households were residing in the housing of others were not counted in these totals.**

Total Homeless Individuals

	January 31, 2022	January 26, 2023	Difference	%
Adults	254	286	+32	+13%
Children	54	52	(2)	-3%
Total	308	338	+30	+10%

Veteran Status

(self-reported & not verified during the PIT count)

Veterans	20	28	+8	+10%
-----------------	-----------	-----------	-----------	-------------

2023 Sheltered & Unsheltered

	Sheltered	Unsheltered	Total
Adults	18	268	286
Children	7	45	52
Total	25	313	338

Agencies Providing Data

Unsheltered

New Horizons, St. Lucie County School District, Angels of Hope Outreach, Treasure Coast Homeless Services Council, Up Center, Mustard Seed, SLC Salvation Army, Career Source, RiteLife Inc., REACH Church

Sheltered

Housing Hub Residential, Children’s Home Society



RAYME L. NUCKLES, MHS
The Visionary Leader

2525 St. Lucie Avenue
 Vero Beach, Florida 32960
 (772) 567-7790

Connect. Collaborate. Cultivate

HOMELESSNESS FACT SHEET FOR MARTIN COUNTY

These numbers represent the number of sheltered or unsheltered literally homeless individuals in Martin County. These numbers are based on those individuals seeking or receiving services or interviewed in camp sites, feeding sites, and other locations on one single day. **An additional 593 households were residing in the housing of others and were not counted in these totals.**

Total Homeless Individuals

	January 31, 2022	January 26, 2023	Difference	%
Adults	189	194	+5	+3%
Children	59	52	(7)	-12%
Total	248	246	(2)	-1%
<u>Veteran Status</u> (self-reported & not verified during the PIT count)				
Veterans	18	12	(6)	-33%

2023 Sheltered & Unsheltered

	Sheltered	Unsheltered	Total
Adults	26	168	194
Children	35	17	52
Total	61	185	246

Agencies Providing Data

Unsheltered

Martin County Health and Human Services, Martin County School District, Angels of Hope Outreach, Treasure Coast Homeless Services Council, MC Salvation Army, Career Source, RiteLife Inc., House of Hope, LAHIA

Sheltered

Compassion House, Safe Space