

HALF-CENT SALES TAX PROJECTS

MONTHLY REPORT
JULY 2024



PORT ST. LUCIE
HEART OF THE TREASURE COAST

THANK YOU VOTERS!



**BETTER ROADS,
MORE SIDEWALKS,
AND CLEANER RIVERS.**

HIGHLIGHTS



PROJECTS

California Blvd Widening: A public information meeting was held September 14, 2022. The consultant then incorporated the comments received and presented a concept to City Council on March 20, 2023. A draft of the concept typical section, including an access management plan, was included in the presentation. City Council subsequently adopted the typical section and the access management plan. An additional public meeting was held January 25th, 2024. In addition, staff attended three HOA meetings at Lake Charles to answer questions about the project. The project is ready to move into the design phase, currently anticipated FY 25/26.

Sidewalks: Construction on Import Drive (Phase 2) from Inca Terrace to Savage Boulevard was completed in December 2023. Final acceptance of the project is pending. Construction on Abingdon Avenue from Import Dr. to Savona Blvd. began in December 2023 and is nearing final acceptance. Lakehurst Sidewalk Ph. II is in design. More information regarding the sidewalk master plan including planned sidewalks can be found at www.cityofpsl.com/sidewalks.

Repaving: Sixteen and four-tenths (16.4) miles are proposed to be repaved in FY 23/24 utilizing \$2,600,000 in Sales Tax funding. So far, 14.80 miles have been repaved in the Sandpiper Bay, Riverview, Oak Hammock, and Floresta Gardens Neighborhoods this fiscal year. The remaining 1.6 miles will be repaved by the end of the current contract period, October 31, 2024. More information regarding the repaving master plan and streets to be repaved can be found at www.cityofpsl.com/repaving.

Floresta Drive Phase II Improvements: Construction along Floresta Drive Phase II continues with roadway, sidewalk, curb, and median activities. The contractor completed all drainage and utility work for the project. The contractor constructed the oval-about in the area of Floresta Elementary School during the summer months. Several lane closures are in place for construction activities. For more information on all phases of the Floresta Drive Project, please visit www.florestadrive.com.

US 1 Improvements: The US 1 Landscaping project is ongoing. All plants have been installed and stamped concrete has been placed. Irrigation is complete. FPL set the meters for power in late April 2024. Sod and mulch installation is ongoing. Project completion is anticipated by the end of September 2024.



ST. LUCIE WEST BOULEVARD






DOLLARS SPENT TOWARDS GOAL

\$1,032,035.30

10-YEAR GOAL

\$18,300,000.00

LOCATIONS	PERCENTAGE COMPLETE	START DATE	END DATE	ESTIMATED BUDGET	REVISED BUDGET ¹	CONTRACT VALUE
Cashmere Intersection <ul style="list-style-type: none"> Design CEI* Construction 	100%	02/2019	03/2020	\$500,000	N/A	 <ul style="list-style-type: none"> \$54,833 \$12,471 \$223,579
Bayshore Intersection <ul style="list-style-type: none"> Design CEI* Construction 	100%	02/2019	03/2020	\$400,000	N/A	 <ul style="list-style-type: none"> \$43,877 \$3,826 \$386,403
Peacock Intersection <ul style="list-style-type: none"> Design CEI* Construction 	100%	02/2019	03/2020	\$300,000	N/A	 <ul style="list-style-type: none"> \$32,900 \$23,770 \$27,984
California Intersection <ul style="list-style-type: none"> Design CEI* Construction 		07/2024	12/2027	\$2,000,000	\$2,000,000	
California Widening <ul style="list-style-type: none"> Design² CEI* Construction 	1%	07/2024	12/2027	\$10,000,000	\$15,100,000	\$24,476

*CEI: Construction Engineering Inspection Services

¹ Budgets have been revised for certain projects based upon escalating construction costs, which has been offset by higher-than-expected revenue.

² Pursuant to City Council direction, Staff have expedited the public involvement portion of the conceptual design and access management planning.



SIDEWALKS

DOLLARS SPENT TOWARDS GOAL

\$5,244,959.54

10-YEAR GOAL

\$11,000,000.00

LOCATIONS	PERCENTAGE COMPLETE	START DATE	END DATE	ESTIMATED BUDGET	REVISED BUDGET	CONTRACT VALUE
Import Drive- Phase 2 (Inca to Savage) <ul style="list-style-type: none"> Construction 	90%	3/2023	12/2023	\$850,000		\$1,285,247
Abingdon Drive (Import to Savona) Construction	24%	12/2023	6/2024	\$650,000		\$621,431
Lakehurst Drive (Bayshore to Ivanhoe) Design		6/2023	4/2024	—	—	



Abingdon Sidewalk



REPAVING



DOLLARS SPENT TOWARDS GOAL

\$8,198,123.90

10-YEAR GOAL

\$27,500,000.00

LOCATIONS	PERCENTAGE COMPLETE	START DATE	END DATE	ESTIMATED BUDGET	REVISED BUDGET	CONTRACT VALUE
Sandpiper Bay South	99%	10/2023	12/2023	\$524,144	\$533,962	\$531,579
Sandpiper Bay Mid	99%	10/2023	12/2023	\$267,783	\$274,055	\$257,422
Rosser Reserve West		10/2023	9/2024	\$282,903		
Rosser Reserve East		10/2023	9/2024	\$223,998		
Riverview South	95%	10/2023	9/2024	\$314,605	\$302,915	\$299,498
Oak Hammock	98%	10/2023	9/2024	\$401,064	\$401,064	\$396,189
Floresta Gardens Mid		10/2023	9/2024	562,928		
Gatlin (PSL Blvd. to I-95)		04/2027	9/2027	\$1,250,000		



Floresta Gardens



TRAFFIC SIGNAL COORDINATION



DOLLARS SPENT TOWARDS GOAL

\$0

10-YEAR GOAL

\$0

LOCATIONS	PERCENTAGE COMPLETE	START DATE	END DATE	ESTIMATED BUDGET	REVISED BUDGET	CONTRACT VALUE
Port St Lucie Boulevard**		10/2027	03/2028	\$900,000		
Crosstown Parkway*		01/2028	06/2028	\$800,000		

*Crosstown Parkway traffic signal adaptive coordination has been removed from the ½ Cent Sales Tax Projects list. This item was expedited and funded by the Crosstown Parkway Extension project. The adaptive coordination went live in May 2020.

**The cost of Port St. Lucie Boulevard Adaptive Coordination was included in a bond issuance which expedited implementation of the adaptive system on Port St. Lucie Boulevard by approximately 5 years. The project was implemented in fiscal year 21/22.



FLORESTA DRIVE



DOLLARS SPENT TOWARDS GOAL

\$45,166,476.04

10-YEAR GOAL

\$57,000,000.00

LOCATIONS	PERCENTAGE COMPLETE	START DATE	END DATE	ESTIMATED BUDGET	REVISED BUDGET ¹	CONTRACT VALUE
Southbend to Elkcam		05/2019	03/2022	\$8,000,000	\$8,000,000	 \$557,450 ² \$1,200,598 \$12,381,774
• Design	100%	05/2019 ²	12/2020	\$880,000		
• CEI*	100%	09/2020	03/2022	\$1,200,000		
• Construction	100%	09/2020	07/2022	\$5,920,000		
Elkcam to Crosstown		01/2020	06/2024	\$9,000,000	\$31,000,000	
• Design	100%	01/2020	01/2022	\$990,000	\$1,300,000	\$1,484,288 ²
• CEI*	60%	001/2022	12/2024	\$1,350,000	\$2,700,000	\$2,625,991
• Construction	73%	08/2022	12/2024	\$6,660,000	\$27,000,000	\$31,579,850 ³
Crosstown to Prima Vista		01/2020	06/2026	\$8,000,000	\$18,000,000	
• Design		01/2020	08/2022	\$880,000	\$1,300,000	\$1,376,307 ²
• CEI*		04/2024	06/2026	\$1,200,000	\$2,500,000	
• Construction		05/2024	04/2026	\$5,920,000	\$14,200,000	

*CEI: Construction Engineering Inspection Services

¹ Original budget estimates were prepared in 2017 and have been revised for certain projects based upon escalating construction costs, which have been offset by higher-than-expected revenue.

² Phase 2 & 3 Amendment #7 = \$74,503 additional pond design, Phase 3 additional design for baffle boxes

³ Phase 2 Construction Cost funded by the ½ Cent Sales Tax is \$28,664,870 and \$2,914,980 to be paid from Utilities



TORINO INTERSECTION IMPROVEMENTS



DOLLARS SPENT TOWARDS GOAL

\$2,036,752.79


10-YEAR GOAL

\$2,000,000.00

LOCATIONS	PERCENTAGE COMPLETE	START DATE	END DATE	ESTIMATED BUDGET	CONTRACT VALUE
California Roundabout		01/2019	06/2020	\$1,000,000	
• Design	100%	1/17/19	06/2019	\$110,000	\$148,992
• CEI*	100%	10/2019	06/2020	\$150,000	\$13,105
• Construction	100%	10/2019	06/2020	\$740,000	\$769,769 ¹
Cashmere Roundabout		01/2019	06/2020	\$1,000,000	
• Design	100%	1/21/19	06/2019	\$110,000	\$146,579
• CEI*	100%	10/2019	06/2020	\$150,000	\$13,105
• Construction	100%	10/2019	06/2020	\$740,000	\$786,720 ¹

*CEI: Construction Engineering Inspection Services

¹Original contract funded by the ½ Cent Sales Tax was \$1,392,059 and \$69,736 funded by Utilities. Amendment #1-4 and CO#1 adjusted the ½ Cent Sales Tax contract for Torino/Cashmere to \$749,731 Torino/Cashmere and Torino/California to \$737,022. New construction contract total funded by ½ Cent Sales Tax is \$1,486,753. Values noted in table above include portions funded by Utilities to encapsulate the full contract value.



Torino/Cashmere Roundabout



US 1 IMPROVEMENTS



DOLLARS SPENT TOWARDS GOAL

\$3,157,846.68

10-YEAR GOAL

\$1,500,000.00

TASK	PERCENTAGE COMPLETE	START DATE	END DATE	ESTIMATED BUDGET	REVISED BUDGET	CONTRACT VALUE
Landscaping & Irrigation Within City Limits				\$1,500,000		
• CEI	72%	08/2022	12/2023	\$300,000		\$287,208
• Construction	67%	03/2023	12/2023	\$1,200,000		\$3,303,956*

*DIFFERENCE OF \$2,094,088 BETWEEN BUDGET AND CONTRACT AMOUNT IS FUNDED BY MOBILITY FEES



FOR MORE INFORMATION, PLEASE VISIT: CITYOFFPSL.COM/SALESTAX

SPECIAL NOTES:

- Only active projects are listed.** The Sidewalk Master Plan is being updated to include the Sales Tax funding. The update will be presented to City Council at the Summer Retreat.
- Only active projects are listed.** The Repaving Master Plan is being updated to include the Sales Tax funding. The update will be presented to City Council at the Summer Retreat.



CITY OF PSL HALF-CENT SALES TAX MISC. EXPENDITURES



DESCRIPTION	ASSOCIATED PROJECT	\$
Signs/Bids etc.	ALL PROJECTS	\$3,857.11
Permits/Legal/Professional/Traffic etc.	TORINO ROUNDABOUTS	\$45,012.09
Property Appraisal & Property Purchase	SLW INTERSECTIONS	\$325,009.00
Irrigation Repairs etc.	SLW INTERSECTIONS	\$21,130.87
Striping/Professional Services	ALL SIDEWALKS	\$18,999.25
Property Fees/Appraisals/Professional Services, etc.	FLORESTA PH 1	\$350,836.38
Property Purchases	FLORESTA PH 1	\$491,004.93
Property Fees/Appraisals/Professional Services, etc.	FLORESTA PH 2	\$132,111.79
Property Purchases	FLORESTA PH 2	\$75,651.89
Property Fees/Appraisals/Professional Services, etc.	FLORESTA PH 3	\$15,985.31
Property Purchases	FLORESTA PH 3	\$36,870.80
	Total Miscellaneous Expenditures to date	\$1,516,469.42



CITY OF PSL HALF-CENT SALES TAX EXPENDITURES



OBJECT EXPENDITURES	TOTAL 10 YEAR ADVERTISED BUDGET	REVISED BUDGET	INVOICES TO DATE FY23/24 ACTUAL	PRIOR FISCAL YEARS' EXPENDITURES	GRAND TOTAL SPENT/INVOICED TO DATE	BUDGET REMAINING
ST LUCIE WEST BOULEVARD	13,200,000	18,300,000	1528	1,030,507	1,032,035	17,267,965
SIDEWALKS	11,000,000	11,000,000	636,406	4,608,554	5,244,960	5,755,040
REPAVING	27,500,000	27,500,000	2,499,707	5,698,417	8,198,124	19,301,876
TRAFFIC SIGNAL COORDINATION	1,700,000	-	-	-	-	-
FLORESTA DRIVE	25,000,000	57,000,000	8,735,075	36,431,401	45,166,476	11,833,524
TORINO INTERSECTION IMPROVEMENTS	2,000,000	2,000,000	-	2,036,753	2,036,753	-36,753
US 1 IMPROVEMENTS	1,500,000	3,700,000	1,854,960	1,302,887	3,157,847	542,153
MISCELLANEOUS	-	-	40,095	1,476,374	1,516,469	-1,516,469
INTEREST ON INTERNAL BORROWING	1,107,461	0	-	-	-	0
CONTINGENCY/ PARTICIPATORY BUDGETING	6,694,251	1,956,966	-	-	-	1,956,966
TOTAL EXPENDITURES	\$89,701,712	\$121,456,966	\$13,767,771	\$52,584,893	\$66,352,664	\$55,104,302

*Reduced "Traffic Signal Coordination" Budget by removing \$1,700,000 earmarked for Crosstown Parkway and Port St. Lucie Boulevard Signal upgrades. These projects were expedited and funded by the Crosstown Parkway Extension project and a bond issuance. \$1,700,000 was removed from traffic signal coordination and will be utilized to offset other project cost increases.

**US 1 Improvements \$1,500,000 funded by Half Cent Sales Tax and \$2,200,000 by Mobility Fees.



CITY OF PSL HALF-CENT SALES TAX REVENUE



RECEIPT DATE	MONTH	BUDGETED	ACTUAL CASH
FY 2018-19	Total Cash FY 18 - 19	\$4,375,000	\$4,340,333
FY 2019-20	Total Cash FY 19 - 20	\$7,653,300	\$7,996,372
FY 2020-21	Total Cash FY 20 - 21	\$7,921,469	\$9,537,550
FY 2021-22	Total Cash FY 21 - 22	\$8,388,493	\$12,071,124
FY 2022-23	Total Cash FY 22 - 23	\$10,348,715	\$13,007,024
FY 2023-24	Subtotal Cash July 2024	\$10,176,175	\$11,017,909
ALL FISCAL YEARS HCSTx	Total Cash to date	\$48,863,152	\$57,970,312
Other Funding	Mobility Fees Utilities Grants Interlocal Agreement		\$2,200,000 \$3,961,786 \$672,472 \$337,758
ALL FISCAL YEARS	Total Invoices to date		(\$66,352,664)
ALL FISCAL YEARS	Total Cash Available: (Total Cash less Total Invoices)		(\$1,210,336)

- This is a cash basis report. Therefore, it will not match the accrual basis financial statement revenue numbers.

