
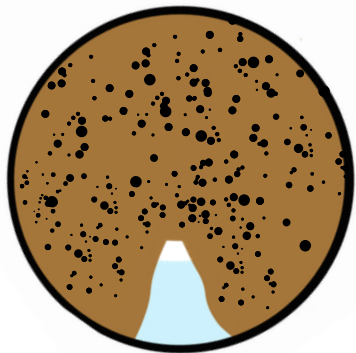


The start of a blocked pipe begins when grease and solids collect on the top and sides of the pipe interior.



The build-up increases over time when grease and other debris are washed down the drain.



Excessive accumulation will restrict the flow of wastewater and can result in a sanitary sewer overflow.

Beyond the FOG

In addition to FOG, there are several other items that should be kept from entering the wastewater system. These items can clog your house plumbing lines or cause damage to your infrastructure.

Do not flush these items down the drain or toilet:


- hair
- medication
- dental floss
- dryer sheets
- cigarette butts
- coffee grounds
- automotive fluid
- wipes of any kind
- plastic of any kind
- disposable diapers
- pet waste, kitty litter
- bandages, wrappings
- ear swabs, cotton balls
- condoms, contraceptives
- facial tissue, paper towels
- poisons, hazardous waste
- feminine hygiene materials
- paints, solvents, sealants, thinners
- mopping pads, toilet scrubbing pads
- inorganic materials that cannot be treated biologically

Please only flush human waste and toilet paper.

Be FOG

FATS | OILS | GREASE

Free



RESIDENTIAL

PORT ST. LUCIE

Utility Systems

Be FOG-Free

When FOG (fats, oils, grease) enters pipes, it cools and forms blockages, which prevents wastewater from flowing efficiently. It builds up over time and collects other flushed debris. The clogs create backups and damage infrastructure, and ultimately, wastewater cannot be properly processed and treated to make reuse.

You can help maintain the integrity of the City's vast wastewater system, which includes over 1,000 miles of sewer pipe, by disposing of FOG properly.

By making a few simple changes at home, you are protecting your pipes, as well as the environment.

FOG Factors

FOG comes from a variety food items, including:

- lard
- meat fats
- food scraps
- dairy products
- butter, margarine
- sandwich spreads
- cooking oil, shortening
- sauces, gravies, dressings



Prevent FOG at Home

❌ DO NOT:

- Pour grease down the sink, garbage disposal, or into toilets.
- Run water over dishes, pans, fryers, or griddles to wash oil and grease down the drain.

✅ DO:

- Scrape grease and food scraps from cooking surfaces into the trash for disposal.
- Wipe excess FOG from pans and dishes with a paper towel and throw it away.
- Cool hot grease in a can.
- Put baskets in sink drains to catch food scraps and other solids.