


BUDGET IN BRIEF

Transparency. Raising Awareness, One Topic at a Time.



The Fiscal Year 2017-18 Annual Budget allocates resources to support Port St. Lucie's Strategic Plan goals. The City Manager's proposed budget was adopted by the City Council on October 2, 2017, after public hearings on September 25 and October 2.



A THE BIG PICTURE

B MILLAGE RATE

C STORMWATER & WATER AND SEWER

"IN BRIEF"

Total taxable value increased by 11.06% in Port St. Lucie. Because of this increase, the City will receive approximately \$3.5 million additional property tax revenue.

The adopted budget for FY 2017-18 totals:

\$509,993,494

This is an increase of \$27,416,741 or 5.7% from FY 2016-17.

The adopted budget for FY 2017-18 General Fund is \$110,035,551 which is a decrease of \$3,586,498 over FY 2016-17 adopted budget.

This budget maintains current levels of service, infrastructure, equipment, facilities, services and programs.

It addresses maintenance issues that had to be deferred during the recession. This budget commits \$2 million to address deferred maintenance and vehicle replacement, mainly in the Police Department, Civic Center and Parks & Recreation.



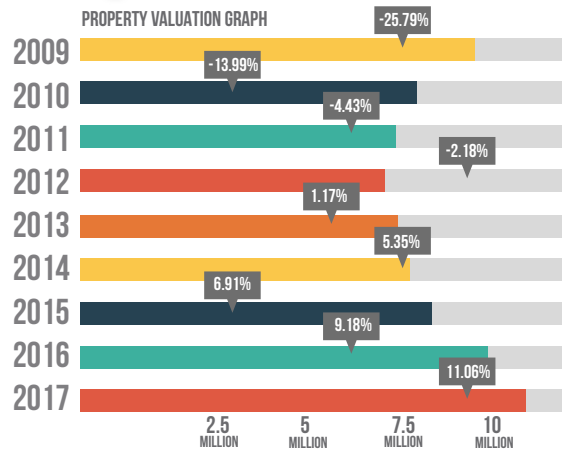
MILLAGE RATE

The millage rate is the rate of tax per \$1,000 of taxable property value.

The City's adopted Operating Millage decreases by \$.1000 for a total of \$5.1807.

The voter-approved debt service millage for Crosstown Parkway will remain at \$1.2193.

The combined operating and debt services millage rate is set at \$6.4000 per \$1,000 of assessed value; a decrease of \$.1000 or 1.54%.



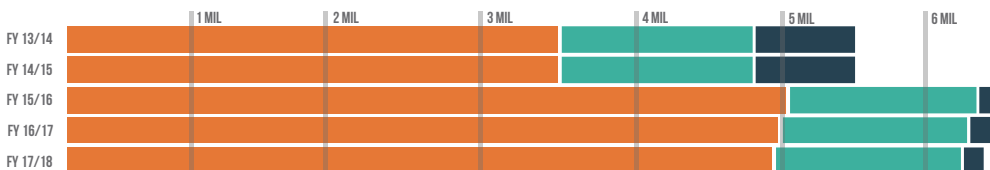
STORMWATER

Stormwater User Fees are increasing by \$5.00 for a total of \$163.00 for a residential lot and \$122.25 for an undeveloped lot. The increase will help focus on deferred maintenance projects, replace failed culverts under the roadways, replace large equipment and perform Water Quality Projects.

Water and Sewer rates increased by 1.5%, an increase of \$1.31 per month for the average residential customer.

CITY OF PORT ST. LUCIE MILLAGE RATES

GENERAL OPERATING CROSSTOWN ROAD PROGRAM



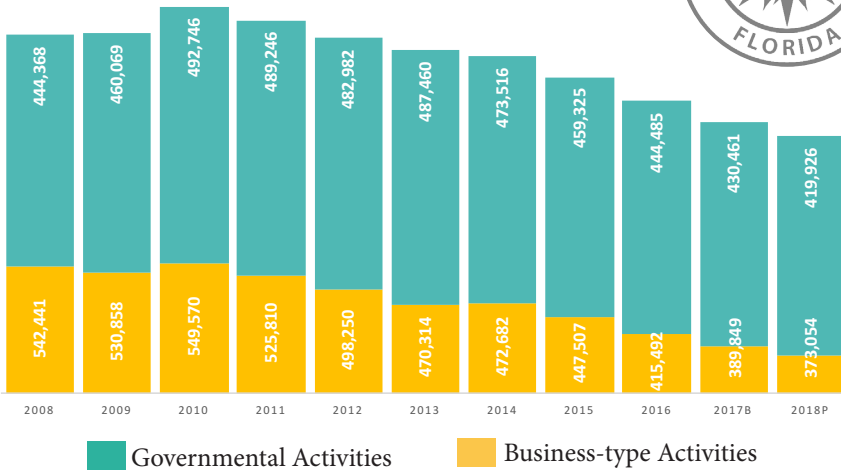
D DEBT

E STAFFING

F CIP

BUDGET IN BRIEF

Transparency. Raising Awareness, One Topic at a Time.



DEBT REDUCTION



The adopted budget sets aside \$1.7 million as reserves for debt reduction, \$0.2 mill for matching grant opportunities and maintains emergency reserves in all operating funds.

The City's long-term debt has been reduced as a result of principal payments and refinancing when appropriate. Debt has gone from a high of \$1.042 billion in FY 2009-10 to a projected \$793 million for the FY 2017-18 Budget.

STAFFING

A total of 1,077.19 full-time equivalents (FTEs) are funded with this adopted budget, which is a net increase of 26.75 FTE's.

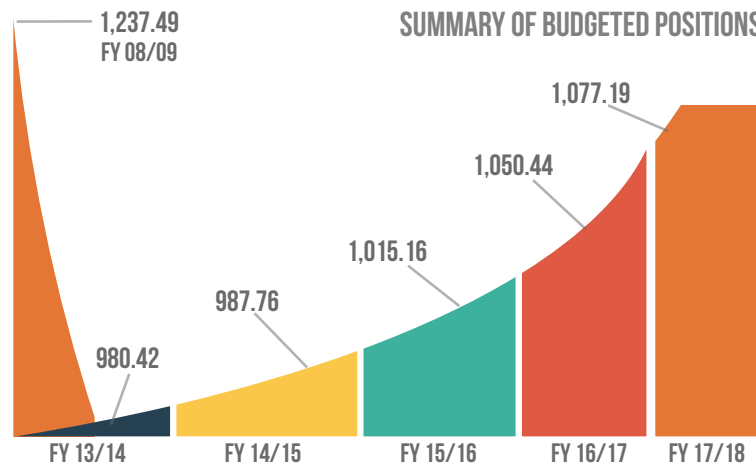


26.75

Net new positions are requested in the proposed budget.

Positions include: 6.5 Police; 5 Parks; 2 Code; 2 Planning; 2 Legal; 2 Bldg. Maint.; 2 I.T.; 3 PT converted to FTE in H.R., Civic Ctr., Finance; 4 Utility Systems; 1 Bldg.; 1.25 eliminated from Neighborhood Services and Community Redevelopment Agency.

SUMMARY OF BUDGETED POSITIONS



In FY 2017-18, the five-year Capital Improvement plan was developed based on the Council Strategic Plan. Projects planned over the five-year period are projected to cost \$131.6 million and include:

CAPITAL IMPROVEMENT PLAN

