



The City Manager's ADOPTED BUDGET IN BRIEF

Proposed FY20/21

121 SW Port St. Lucie Blvd. | Port St. Lucie, FL 34984 | www.cityofpsl.com



The Fiscal Year 2020/21 Proposed Budget allocates resources to support Port St. Lucie's Strategic Plan goals.

BUDGET

FISCAL YEAR
20/21

18.1%
INCREASE
FROM FY 19/20
DUE TO INCREASED
CAPITAL PROJECTS

TOTAL BUDGET
\$533,900,434

**GENERAL
FUND**

12.3%
INCREASE FROM
FY 19/20 WHICH IS
+\$13,745,036

TOTAL BUDGET
\$125,141,556*

*\$11.3 MILLION OF THE INCREASE IS A TRANSFER EXPEDITING PSL BLVD. SOUTH.

Crosstown Voter Debt Reduced

The voter-approved debt service millage for Crosstown Parkway will reduce to 0.9193 in FY 20/21 from 1.0193 in FY 19/20.

Operating Millage Reduced

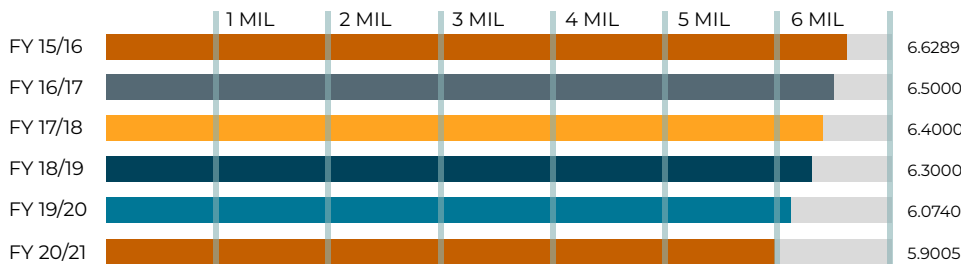
Operating Millage reduced by 0.0735 for a new total of 4.9812.

Tax Base Increase

The tax base increased by 10.06% over the final adjusted value, due to increased growth and property appreciation, from FY 19/20 at \$10.8 Billion to FY 20/21 at \$11.9 Billion.

MILLAGE RATE

Millage rate is the rate of tax per \$1,000 of taxable property value. The City's Operating Millage rate is **4.9812** per thousand for **FY 20/21**. The proposed overall total millage is **5.9005**. This would be the fifth year that the millage had been reduced.



IMPACT OF MILLAGE REDUCTION ON CITY TAXES FOR A MEDIAN HOME WITH A HOMESTEAD EXEMPTION INCREASED BY THE SAVE OUR HOMES LIMIT OF 2.3%

	FY 19/20 Tax Year City Taxes	FY 20/21 Tax Year City Taxes
Assessed Value	\$234,995	\$240,400
Exemption Amount	50,000	50,000
Taxable Amount	\$184,995	\$190,400
City Total Millage Rate (Per \$1,000 of value)	6.0740	5.9005
Total City Taxes per Year	\$1,123.66	\$1,123.46
Difference with Proposed Millage Reduction		-\$0.20

STORMWATER

Stormwater User Fees would remain the same for a total of **\$163.00** for a residential lot and **\$122.25** for an undeveloped lot.

SOUTHERN GROVE

Southern Grove debt and tax payment equal **\$3.9 million** from the GFC Fund, a reduction of an estimated **\$560,000** for debt, due to activity from sales of property.

Median single family home
value in Port St. Lucie

\$240,400

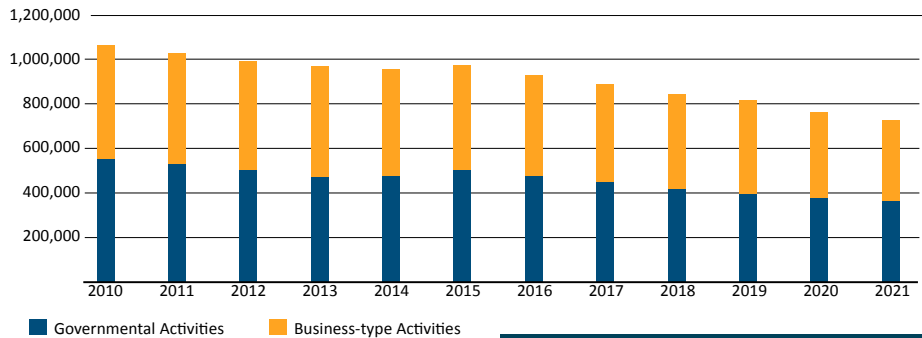


The City Manager's ADOPTED BUDGET IN BRIEF

Proposed FY20/21

121 SW Port St. Lucie Blvd. | Port St. Lucie, FL 34984 | www.cityofpsl.com

Total City Debt



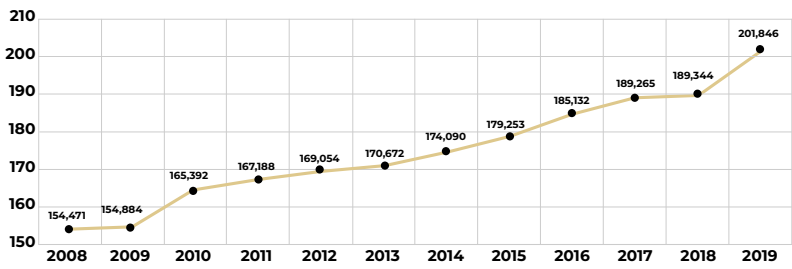
DEBT REDUCTION

The City's long-term debt has been reduced as a result of principal payments and refinancing, when appropriate.

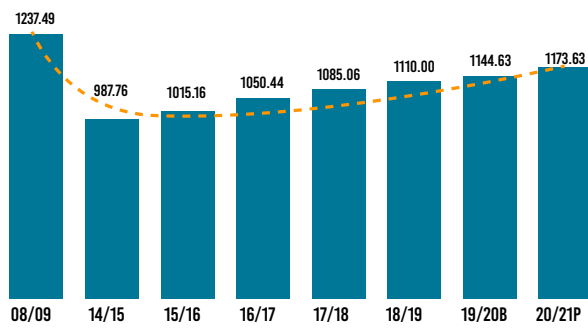
From a high of more than \$1.042 billion debt in FY 09/10 to a **projected \$721 million for the FY 20/21** based upon budgeted principal payments. This will represent a **30% reduction in debt** over the last eleven years.

STAFFING

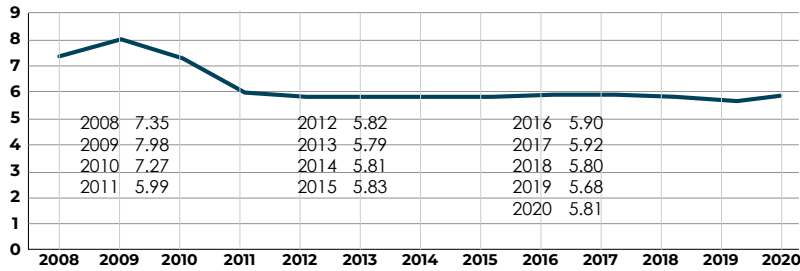
Population Growth Data from U.S. Census Bureau | Units in Thousands



HISTORY OF AUTHORIZED POSITIONS



Employees per 1,000 Residents Units in Thousands



FY 20/21
Full-time Employees
 is **1,173.63**, which is
 a net increase of **27 Positions**
(includes a reduction of 3, 2 from Florida Center for Bio Sciences and 1 FTE from the Half-Cent Sales Tax Fund.)

STAFFING INCREASES FOR FY 20/21: **Employee increases are directly related to rapid growth in the city, funding district five of the Police Department and adding police grant positions.**

GENERAL FUND:

- Police Department:**
 4 Patrol Officers
 1 Grant/Budget Analyst
 1 Traffic Sergeant
 1 Police Aide
 1 Sergeant (Gangs Grant)
 3 Police Officers (Detectives) Grant
- Information Technology:**
 1 Security Technician

- Parks & Recreation:**
 1 Office Manager
- Neighborhood Services:**
 1 Code Compliance Specialist
 1 Code Compliance Specialist/
 Solid Waste Specialist

BUILDING FUND:

- 1 Building Plans Examiner
- 2 Building Inspectors
- 1 Building Chief Plans Examiner
- 1 Office Assistant

UTILITY FUND:

- 2 Maintenance Workers
- 1 Cross Connection Technician
- 1 Assistant Safety & Training Coordinator
- 1 Preventative Maintenance Technician
- 1 Compliance Coordinator
- 1 Inspector
- 2 Water Meter Technicians
- 1 Construction Coordinator

CIP UPDATES

The City is prudently planning projects without increasing the current debt load. Projects planned over the five-year period are projected to cost \$279.5 million and include:

THE PORT PROJECT \$11.6M	SIDEWALK PROJECTS \$10.6M	FACILITIES MAINTENANCE \$5.5M	PORT ST. LUCIE SOUTH \$11.3M	STREET RESURFACING \$25.9M	ADVENTURE & TORINO REGIONAL PARKS \$13.7M	WASTEWATER PLANT UPGRADES \$127M	OTHER PROJECTS \$60.9M
------------------------------------	-------------------------------------	---	--	--------------------------------------	---	--	----------------------------------