

# Budget in Brief

*Proposed FY 20/21*



# BUDGET

## FISCAL YEAR 20/21



**18.7%**

INCREASE FROM  
FY 19/20 DUE TO  
INCREASED CAPITAL  
PROJECTS

TOTAL BUDGET

**\$536,439,312**



## GENERAL FUND



**12.2%**

INCREASE FROM  
FY 19/20 WHICH IS  
+ \$13,565,286

TOTAL BUDGET

**\$124,961,806\***

*\* 10% of the increase is a transfer  
expediting PSL Blvd. South*



*FY 20/21*

# Tax Base Increase

The tax base increased by 9.5% over the final adjusted value, due to increased growth and property appreciation, from FY 19/20 at \$10.8 Billion to FY 20.21 at \$11.8 Billion.



*FY 20/21*

# Crosstown Voter Debt Reduced

The voter-approved debt service millage for Crosstown Parkway will **reduce to 0.9193 in FY 20/21** from 1.0193 in FY 19/20.



*FY 20/21*

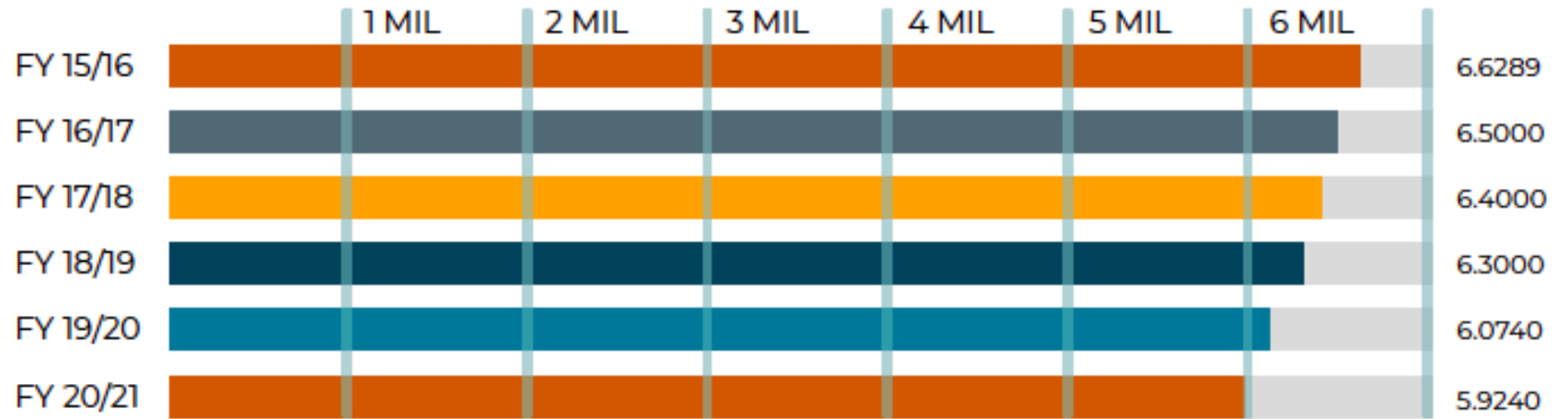
# Operating Millage Reduced

Operating Millage **reduced**  
**by 0.0500** for a new total  
of 5.0047.



*FY 20/21*

# Millage Rate



Millage rate is the rate of tax per \$1,000 of taxable property value. The City's Operating Millage rate is **5.0047** per thousand for **FY 20/21**. The proposed overall total millage is **5.9240**.

This would be the fifth year that the millage had been reduced.



FY 20/21

Median single-family home  
value in Port St. Lucie

**\$240,400**

# Millage Rate

***Impact of Millage reduction on City Taxes for a  
Median Home with a Homestead Exemption.***

	FY 19/20 Tax Year City Taxes	FY 20/21 Tax Year City Taxes
Assessed Value	\$234,995	\$240,400
Exemption Amount	50,000	50,000
Taxable Amount	\$184,995	\$190,400
City Total Millage Rate (Per \$1,000 of value)	6.0740	5.9240
Total City Taxes per Year	\$1,123.66	\$1,127.93
Difference with proposed Millage Reduction		+ \$4.27



FY 20/21

# Stormwater

Stormwater User Fees would remain the same for a total of **\$163.00** for a residential lot and **\$122.25** for an undeveloped lot.

The Budget includes a **1.5% rate increase** for both water and sewer.



*FY 20/21*



# Southern Grove

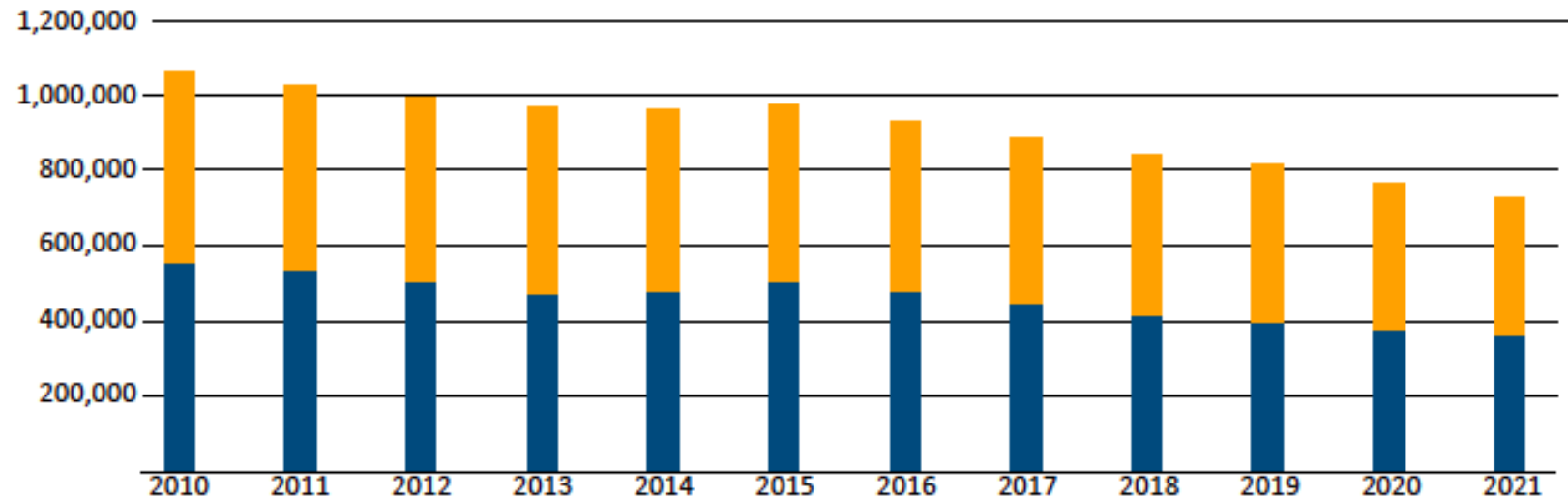
Southern Grove debt and tax payment equal \$3.9 million from the GFC Fund, a reduction of an estimated \$560,000 for debt, due to activity from sales of property.



*FY 20/21*

# Debt Reduction

Total City Debt



The City's long-term debt has been reduced as a result of principal payments and refinancing, when appropriate.

From a high of more than \$1.042 billion debt in FY 09/10 to a **projected \$721 million for the FY 20/21** based upon budgeted principal payments. This will represent a **nearly 26.5% reduction in debt** over the last eleven years.

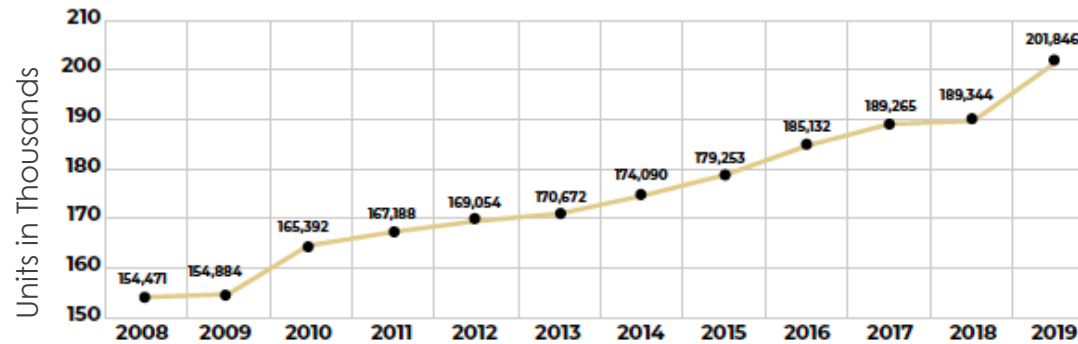


FY 20/21

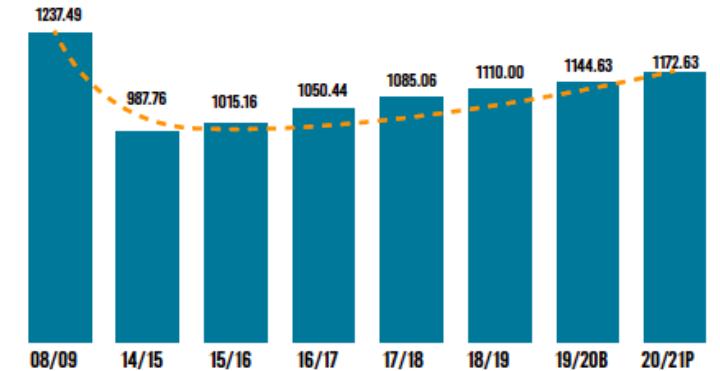
# STAFFING

**Increases for FY 20/21:** Employee increases are directly related to rapid growth in the city, funding district five of the Police Department and adding police grant positions.

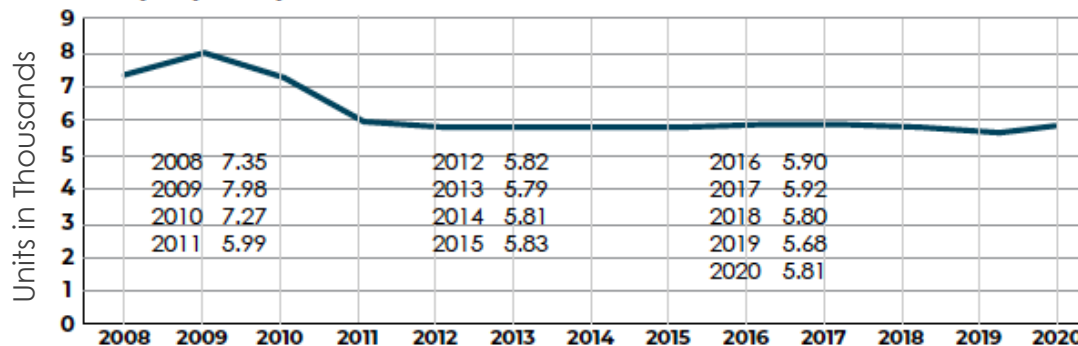
**POPULATION GROWTH.** Data from U.S. Census Bureau



**HISTORY OF AUTHORIZED POSITIONS**



**EMPLOYEES PER 1,000 RESIDENTS**



## FY 20/21

Full-time employees is **1,172.63**, which is a net increase of 26 positions.

(includes a reduction 3,2 from Florida Center for Bio Sciences and 1 FTE from the Half-Cent Sales Tax Funds.)



FY 20/21

# STAFFING

**Increases for FY 20/21:** Employee increases are directly related to rapid growth in the city, funding district five of the Police Department and adding police grant positions.

## GENERAL FUND:

### ***Police Department***

- 4 Patrol Officers
- 1 Grant/Budget Analyst
- 1 Traffic Sergeant
- 1 Police Aide
- 1 Sergeant (Gangs Grant)
- 3 Police Officers (Detectives) Grant

### ***Information Technology***

- 1 Security Technician

### ***Parks & Recreation***

- 1 Office Manager

## BUILDING FUND:

- 1 Building Plans Examiner
- 2 Building Inspectors
- 1 Building Chief Plans Examiner
- 1 Office Assistant

## SOLID WASTE FUND:

- 1 Solid Waste Inspector

## UTILITY FUND:

- 2 Maintenance Workers
- 1 Cross Connection Technician
- 1 Assistant Safety & Training Coordinator
- 1 Preventative Maintenance Technician
- 1 Compliance Coordinator
- 1 Inspector
- 2 Water Meter Technicians
- 1 Construction Coordinator



FY 20/21

# CIP Updates

The City is prudently planning projects without increasing the current debt load. Projects planned over the five-year period are projected to cost \$280.5 million and include:

The Port

\$11.6M

SIDEWALK  
PROJECTS

\$10.6M

FACILITIES  
MAINTENANCE

\$5.5M

PORT ST. LUCIE  
SOUTH

\$11.3M

STREET  
RESURFACING

\$25.9M

ADVENTURE & TORINO  
REGIONAL PARKS

\$13.7M

WASTEWATER  
PLANT UPGRADES

\$128M

OTHER  
PROJECTS

\$60.9M



FY 20/21