



City of Port St. Lucie



CIP

Capital Improvement Projects
2024-2028 PROPOSED

Table of Contents



City Manager Message	1-4
Capital Improvement Program Summary	5-8
Capital Improvement Project List	9-12

General Fund Capital Improvement CIP #301

General Fund CIP Summary Sheet	13
Green Light – Fiber Improvement.....	17
Duck Ct. Phase 2.....	18
Southern Grove Infrastructure (Planning, Design & Construction)	19
Police Department Body Worn Cameras	20
Police Department Main Building Renovations.....	21
Police Department Evidence Building Renovation	22
Police Department Mobile Command Post	23
Police Department Animal Control Annex.....	24
Police Department Evidence Storage Facility (offsite).....	25
Cameo Drop-off Site Improvements.....	26
Building “B” Standby Chiller Replacement	27
M.F.E.C. Parking Garage LED Lighting	28
M.F.E.C. Parking Garage Structural Repairs and Sealing	29
Police Building Impact Glass Installation	30
Police Standby Chiller	31
M.F.E.C. HVAC Controls and Upgrades	32
Air Handler Replacements at City Hall.....	33
M.F.E.C. Roof - Install Roof Coating on all Membrane Roofing	34
City Hall Standby Chiller Replacement.....	35
City Hall LED Lighting Interior Upgrade.....	36
Police Department LED Lighting Upgrade.....	37
Main Parking Garage – City Hall Complex.....	38
City Hall Expansion Project	39
The Port South Project - Master Sheet & Details.....	40-45
Citywide Trails Master Plan.....	46-49
10-Year PSLPRD Master Plan Update.....	50
Belvedere Mobile Office	51
Oak Hammock Inclusive Playground.....	52

Turtle Run Inclusive Playground	53
River Place Park Inclusive Playground	54
Paseo Park Security Camera and WIFI	55
Whispering Pines Inclusive Playground	56
Lyngate Park Lighting Improvements	57
Whispering Pines Back Lot Renovation.....	58
Sports Lighting at McChesney.....	59
Veterans Memorial Park Expansion.....	60
Botanical Gardens Storage/Educational	61
Botanical Gardens Event Restroom	62
McCarty Ranch Preserve Campsite (Electric Service)	63
McCarty Ranch Preserve Campsite (Water Service).....	64
McCarty Ranch Parking	65
Saints Overflow Parking Lot Replacement.....	66
Saints Driving Range Improvements.....	67
Saints Cart Path & Practice Repairs	68
Saints Irrigation System Replacement.....	69

Road & Bridge CIP #304

Road & Bridge CIP Summary Sheet	71
Mobility Fee Benefit District Map.....	75
Project Management Costs for CIP Projects	77
New Citywide Sidewalks	78
Traffic Calming	79
FDOT – New Sidewalk Kestor Drive	80
FDOT – New Sidewalk Volucia Drive	81
Peacock Improvements with Interchange	82
ADA Improvements.....	83
Signal Conversion.....	84
PSL Blvd South Segment 2.2 (Paar to Alcantarra).....	85
PSL Blvd South Segment 1 (Becker to Paar).....	86
Cameo Blvd & PSL Blvd Intersection Upgrades.....	87
Savona & Paar Intersection Improvements.....	88
Village Parkway – Replacement Lights.....	89
Southbend Blvd. Widening Improvements.....	90
Savona & Alcantarra Intersection Improvements	91
Peacock Trail	92
NW Cashmere Widening & Mobility Improvements	93
NW Bayshore Blvd. Widening & Mobility Improvements	94
SLW Blvd Widening Improvements Conceptual Design	95
Airoso Thornhill Rehabilitation	96
Darwin Blvd. & Paar Drive.....	97
Del Rio/California Intersection Improvements.....	98
Gatlin/Savona Intersection Improvements	99
N. Macedo Blvd. & Selvitz Road.....	100
Tradition & Village Pkwy	101
Commerce Centre/Glades Cut Off Intersection Improvements.....	102
Pavement Condition and Asset Inventory Survey	103

Annual Resurfacing Program	104
Contract Repair / Improvements of Sidewalks	105
Glenwood Rehabilitation	106
Gatlin Pines – Roadway Reconstruction	107
SW Import Drive Roadway Reconstruction	108
U.S. Submarine Veterans Park On-street.....	109
Road and Gateway Landscape Beautification.....	110
PSL Blvd Landscaping - Turnpike Bridge to Gatlin Blvd.....	111
Replace PWS-4160 2016 Pothole Patch Truck.....	112

Parks Impact Fee CIP #305

Parks Impact Fee CIP Summary Sheet	113
O.L. Peacock Sr. Park.....	115
Torino Regional Park.....	116
Tradition Regional Park.....	117

Parks MSTU CIP #307

Parks MSTU CIP Summary Sheet	119
---	------------

Half Cent Sales Tax CIP #310

Half Cent Sales Tax CIP Summary Sheet	121
Paving Program	123
Sidewalk Improvements.....	124
Floresta Improvements.....	125
California Intersection.....	126
California Widening.....	127

Stormwater Utility Fund CIP #401

Stormwater Utility Fund CIP Summary Sheet	129
Design of Grant Eligible Water Quality Projects	131
E-3 Canal Improvement Phase III	132
D-11 Canal Improvements	133
E-8 Downstream Repair of B-15.....	134
A-14 Water Control Structure.....	135
Emerson Street Water Quality Dry Pond	136
Property Acquisition for access to Water Control Structures.....	137
Watershed A&B Improvements.....	138
Water Quality Projects (Vet. Mem. Phases IV and V)	139
Veteran’s Memorial Water Quality Phase III	140
Hogpen Slough Water Quality	141
SE Whitmore Drive Baffle Box.....	142
Hogpen Slough HPS-60 Replacement	143
Elkcam Basin Improvements.....	144
Kingsway/Oakridge Basin Improvements	145
Airoso Conflict Structure Piping.....	146
C-24/Monterrey/Cameo Watershed Ponds (3)	147
C-24/Monterrey/Cameo Watershed Baffles Boxes (12).....	148

Utilities Capital Improvement CIP #448

Utilities Capital Improvement CIP Summary Sheet	149
Lime Plant Rehab	153
Water Quality Restoration Areas 7A	154
Range Line Road Reverse Osmosis Water Plant	155
Range Line Road Raw Water Main.....	156
Village Green Parkway, Huffman - Tiffany	157
PSL Blvd Segment 1 & 2.2	158
Floresta - Crosstown to Prima Vista.....	159
Midway-Jenkins to Glades Cutoff	160
Pipe Replacement	161
Glades Cutoff Road Parallel Water Main Phase 1.....	162
Lift Station Replacements	163
4 Million Gallon Upset Tanks 1 and 2	164
Village Green Septic to Sewer.....	165
Northport Booster Pump Force Main to Glades Phase 1-6	166
Inflow and Infiltration of Gravity Mains.....	167
Mariposa Force Main.....	168
Becker Road Water & Wastewater Improvements Phases 1-7	169
Westport South 16" Force Main Becker Road	170



CITY OF PORT ST. LUCIE

Office of the City Manager

JESUS MEREJO
City Manager

CITY MANAGER BUDGET MESSAGE

Fiscal Years 2024-28 Proposed Capital Improvements Program (CIP)

April 17, 2023

Honorable Mayor, Vice Mayor, Members of City Council, and Residents of Port St. Lucie:

It is my privilege to present the Proposed Capital Improvements Program (CIP) for Fiscals 2024-2028 in accordance with the City Charter. City Staff and I have devoted significant time developing this document around the City's strategic goals. Although this is my first year providing you with a proposed capital budget, the dedication of the leadership team and staff provided a smooth transition. I anticipate a very collaborative budget process that utilizes resources effectively, within fiscal constraints, while working to achieve goals set by the City Council.

We received and reviewed 138 project requests for total funding of \$358 million for Fiscal Year 2023-24 through Fiscal Year 2027-28; 96% or 132 of those projects are included in the 5-year plan. This budget acknowledges the current economic challenges relating to high inflation (due to supply chain issues, labor shortages, and a tight construction market) that have had a significant impact on the five-year CIP. During Fiscal Year 2023, we have realized capital project increases ranging from 40% to 60% above the adopted budget for projects such as Tradition Regional Park, Public Works new building, Police training facility, road improvements, utility upgrades, and stormwater projects. To complete these projects as planned at the higher costs has created funding pressures for future capital projects in the five-year CIP.

A new revenue stream will assist the City in addressing these challenges – Mobility Fees. As you know, mobility fees have replaced City road impact fees collected from developers/builders in Port St. Lucie. Mobility fees benefit our residents because they provide a greater range of options for use of the funding than impact fees, including bike lanes, sidewalks, trails, transit, and roads. With the adoption of the Mobility Fees in 2021, we are projecting revenues of \$7.2 million for Fiscal 2023-24 and the CIP includes significant investments to prioritize traffic improvement projects aimed at reducing traffic congestion. The Mobility Fees will support 28 projects within the five benefit districts; seven of these are new projects in the CIP.

The City Council will be asked to tentatively adopt the FY 2023-24 Capital Improvements Program for one year only, the additional years of information provided are useful for prudent financial planning. Sixty-eight (68) projects planned for the first year are projected to cost \$116.6 million, including

Stormwater projects that are funded by Operating Revenues; the five-year period projected cost totals \$346.3 million and includes 132 projects.

The five-year CIP plan has been developed based upon the Council's top priorities as outlined in the Strategic Plan. This budget is built on the Council's Strategic Goals, as detailed below.

Goal 1: Safe, Clean, and Beautiful

Priority projects included in the CIP:

- Police buildings' renovations including upgrades to the lobby of each floor, and possible construction of additional office spaces at the Main building; and completion of unfinished areas throughout the Evidence building. \$450K is proposed in FY 23/24.
- Investments in security cameras at Whispering Pines to include fiber optics that connect to City's new enterprise system. \$745K is proposed for FY 23/24.
- Police Mobile Command Post that will respond to various special operations and critical incidents, as well as support special events within the City.

Goal 2: Vibrant Neighborhoods

Priority projects included in the CIP:

- Neighborhood Improvement and Community Engagement (NICE) Duck Court, Phase 2 helps begin implementation of small neighborhood common gathering areas. \$220K is proposed in FY 23/24 and will fund on-street parking and pedestrian amenities including elements from the "NICE to meet you" and High-Performance Public Spaces initiatives.
- Cameo Dropoff site improvements including the installation of a concrete pavement location for debris staging area. \$800K is proposed in FY 23/24.

Goal 3: Smart and Connected City

Priority projects included in the CIP:

- Project Green Light – Fiber Improvement to install fiber network on U.S. 1 and enhance the resiliency of the City's system, which includes improving traffic signals and supporting the development of smart city investments that will ultimately support improved traffic flow. \$1.2M is proposed for FY23/24.
- LED Lighting upgrades to increase energy efficiency and HVAC upgrades at City buildings. \$100K is proposed in FY 23/24.

Goal 4: Diverse Economy and Employment Opportunities

Priority projects included in the CIP:

- Tom Mackie Blvd Phase 4 Extension that will support continued sale and development of City owned land in Southern Grove. Proposed funding of \$13.9M is planned for FY 23/24.

Goal 5: High Quality Infrastructure and Facilities

Priority projects included in the CIP:

- New projects funded for the first time by the Mobility Fees include –
 - A Project Development and Environmental (PD&E) study and design for the widening of St. Lucie West Boulevard, and Southbend Boulevard, which will improve traffic flow.

- Intersection improvements at Commerce Centre and Glades Cutoff Road, Tradition and Village Parkway; Cameo Boulevard & Port St. Lucie Boulevard; Savona and Paar intersection.
- Port St. Lucie Boulevard South, Segment 1 (Becker to Paar), a top Council priority that will improve traffic flow and add multi-use paths and improve drainage.
- Village Parkway replacement lights.
- Additional traffic calming improvements throughout the Southeast Benefit District.
- New sidewalks throughout the Southwest Benefit District.
- Other revenue sources such as the Local Option Gas Tax, Half-Cents Sales Tax, General Fund, and grants will fund more traffic calming and improvements, including –
 - Floresta, Phases 2 and 3 (Southbend to Prima Vista Boulevard), further construction of this complete street.
 - Port St. Lucie Boulevard South, Segment 2.2 (Paar Dr. to Alcantarra Boulevard), which will improve traffic flow, provide multi-use paths and improve mobility.
 - Widening of California Boulevard south of St. Lucie West Boulevard to increase capacity and reduce traffic congestion and intersection improvements at St. Lucie West and California Boulevard.
 - Improvements to the Peacock/St. Lucie West intersection to coincide with FDOT’s bridge and interchange improvements.
 - Construction of mobility improvements on St. Lucie West Boulevard including and beginning the design for widening of St. Lucie West Boulevard from Peacock Boulevard to Cashmere Boulevard with new drainage, curb and gutter, and multiuse paths.
 - Analysis and design of Gatlin and Savona intersection improvements.
 - Traffic signal conversion that enhances safety and may assist in reducing traffic congestion.
 - Annual road resurfacing, new sidewalks throughout the City in accordance with the 10-Year sidewalk program list, and sidewalks improvements.
- We are leveraging state and federal funding to advance stormwater quality improvement projects –
 - D-11 Canal improvements are being funded by \$2.1 million in replacement revenue from the American Rescue Plan Act.
 - Funding from a State Water Quality Assistance grant will fund the installation of baffle boxes along SE Whitmore Drive, treating a 119-acre area.
 - A Resilient Florida grant of \$2 million is supporting Watershed A & B improvements.
- The CIP also includes funding to maintain the City’s utility system for renovations and upgrade projects, and an expansion to meet new build-out demands -
 - 4 Million Gallon Upset Tanks 1 & 2 for water treatment.
 - Glades Cutoff Road water main phase 1.
 - Becker Road water and wastewater improvements for phases 1 – 7.

Goal 6: Culture, Nature, and Fun Activities

Priority projects included in the CIP:

- O.L. Peacock Sr. Park - Phase 1 Construction for amenities to include upland trail loops, landscaping and irrigation, a new entryway into the park, 10 spaces of on street parking, trash cans, benches, and multipurpose open fields. \$750K is proposed for FY 23/24.

- Torino Regional Park – Phase 1 Construction - The conceptual master plan design is currently being developed for the Torino Regional Park site. Upon City Council approval of the plan, FY23/24 proposed funding of \$20.5M will be utilized to construct Phase I amenities.
- Tradition Regional Park - Phase I amenities to be constructed will be four lighted baseball fields, one lighted multipurpose soccer field, three unlit multipurpose practice soccer fields, parking, restrooms, a pad-ready site for an anticipated BMX element and other required infrastructure. Additional funding of \$2.1M is proposed for FY 23/24 to support increased project costs.
- Construction of the Boardwalk at The Port under PSL Boulevard. \$200K is proposed for FY 23/24.
- Wilderness Trail with connection to the Port District. \$500K is proposed for FY 23/24.
- Volucia Trail with connection to Torino Regional Park. \$150K is proposed for FY 23/24.
- McCarty campsites upgrades to include water, electricity, fiber and new sewer line for RV sites. \$1.2M is proposed for FY 23/24.
- Driving range improvements at The Saints Golf Course, with proposed funding of \$300K in FY23/24. This is the only driving range in the City open to the public, which is also a revenue generator to support the enterprise fund.
- Veterans Park expansion for future memorials, sidewalks, displays and special events.
- The Port – Historic Homes, the Historic Peacock Lodge renovation is currently underway. Additional proposed funding of \$650K in FY 23/24 will support continued renovations to the Historic Peacock Structures.

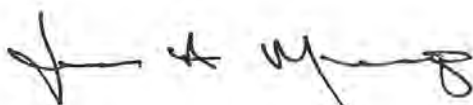
Goal 7: High Performing City Government Organization

Priority projects included in the CIP:

- As the City’s population grows, the demand for City services also increases. Employees are doing an incredible job of delivering exceptional customer service. Current staffing levels have outgrown current government spaces and we anticipate this need growing as we bring on more staff to maintain service levels. The CIP includes funding to advance two critical projects that will meet staffing challenges -
 - City Hall parking garage that will provide additional parking spaces for employees and resident visitors seeking services at the City Hall complex. The parking lot design funding of \$1.3M is proposed in FY 23/24.
 - Expansion of City Hall building to provide additional offices and meeting spaces for employees and resident visitors.

In summary, many individuals have contributed to developing this proposed budget from City Council to Staff to City residents, and I am appreciative of all their efforts. Their hard work, dedication, and ingenuity has led to this responsible and responsive proposed Capital Budget and CIP that meets the demands of our growing City. Our team is ready and available to assist you as you consider this budget.

Respectfully submitted,



Jesus Merejo, City Manager

Capital Improvement Program (C.I.P.) Fund

The purpose of the Capital Improvement Program (CIP) is to promote advanced planning by City department heads and managers for long-term investment, typically in facilities or infrastructure, such as roads, public buildings, or parks improvements. As part of the City's planning process, the City prepares and submits to the City Council a five-year proposed Capital Improvement Plan. The Capital Improvement Plan is reviewed and updated annually, and includes the following:

- (1) A clear general summary of its contents;
- (2) A list of all capital improvements which are proposed to be undertaken during the five (5) fiscal years next ensuing, with appropriate supporting information as to the necessity for such improvements;
- (3) Cost estimates, methods of financing and recommended time schedules for such improvements; and
- (4) The estimated annual cost of operating and maintaining the facilities to be constructed and acquired.

The budget for capital improvements included the infrastructure that all cities need to have in place to provide essential and quality of life services to current and future residents, businesses, and to support tourism. They are also designed to prevent the deterioration of the City's existing infrastructure for the benefit of our citizens. The capital budget includes funding for purchase and renovations of public buildings, construction of major projects and equipment purchases.

Examples of project that are consider capital improvements include.

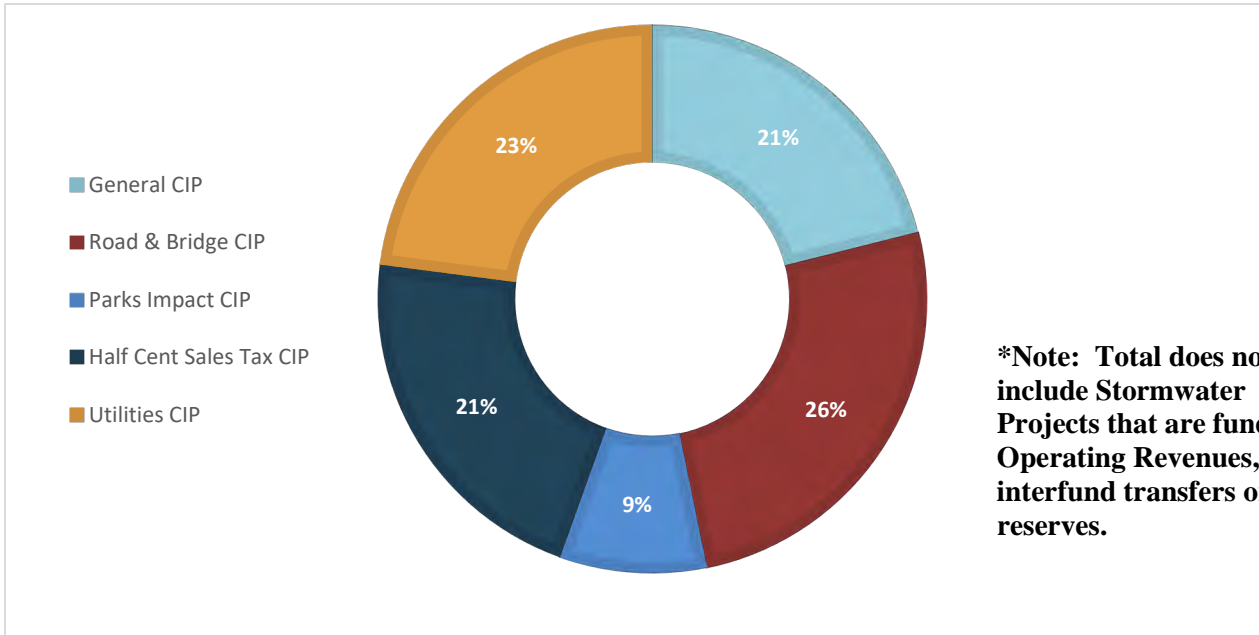
- Parks, trails, pools, recreation centers, playground equipment, sports fields, tennis and pickleball courts.
- Police stations.
- Storm water drainage and flood control projects.
- Office buildings.
- Streets, traffic lights, and sidewalks.
- Landscape beautification projects.
- Water treatment plants, transmission pipes, storage facilities, and pump stations.

The Capital Improvement Plan is informed by the City Council's annual updates to the Strategic Plan. The City's Strategic Plan identifies goals, initiatives and projects that are programmed into departmental budgets and included in the Capital Improvement Plan. At the start of the budget preparation process, project request forms are completed by the departments separately from their operating budget requests. These forms provide the Office of Management and Budget capital projects that are scheduled for the next fiscal year and any changes that are requested from the previous five-year plan. These changes include requests for new projects or modifications to projects already forecasted in the plan, and they incorporate any new amendments to the City's Strategic Plan. Departments are required to give a description of the project, estimated costs and justification, funding resources and impact on the City's annual operating budget.

The operating budget and Capital Improvement Plan are closely linked. The obvious connection is that the operating budget assumes the cost of maintaining and operating new facilities or equipment that are procured under the Capital Improvement Plan.

The total capital expenditures requested for fiscal year 2023-24 though fiscal year 2027-28 is \$ 326,992,031 **(excluding Stormwater, interfund transfers or reserves).**

Recommended Five-Year Capital Expenditure Plan \$326,992,031*



General Fund CIP Fund

This fund is the capital improvement projects related to those departments of the General Fund. Projects being funded by fund transfers, grants and use of reserves are:

- Phase 4 Tom Mackie Blvd. Extension
- Body Worn Cameras
- Cameo Dropoff Site Improvements
- City Hall Complex Parking Garage
- River Place Park Inclusive Playground
- Whispering Pines Security and Fiber Optic Upgrade
- Sports Lighting (various parks)
- Botanical Gardens Event Lawn Restrooms
- McCarty Ranch Campsite Electric and Water Service
- Other projects aligned with various goals outlined in the City's Strategic Plan.

Road & Bridge CIP Fund

This Capital Improvement Fund has two significant revenues. Two levels of gas tax totaling five cents per gallon sold is expected to generate \$4.6 million in FY 2023-24. Mobility Fees are projected to generate \$7.2 million, funding projects in their district. Grants and a transfer from the General Fund totaling \$8.3 million for next year plus nearly \$5.3 million is projected as a cash carryforward balance.

One of the projects in this plan is the annual resurfacing program, which is requested at \$4.35 million in fiscal year 2023-24. The City plans to spend \$20.85 million on resurfacing over the five-year plan. Sidewalk projects total \$1 million for 2023-24 and \$6.7 million over five years. There are other smaller projects that are budgeted such as landscape beautification, traffic calming, signal improvements, on street parking, widening roadways, and intersection improvements. Projects align with the City's Strategic Plan goal of High Quality-Infrastructure.

Parks Impact Fee CIP Fund

The Parks Impact Fees is projected to generate \$23.35 million in FY 2023-24. This revenue is projected to decrease because of developer credits and activity in the construction industry. A carryforward balance of \$15.87 million (includes bonds from 2021-22), St. Lucie interlocal agreement impact fees and transfers are projected to create a total of \$8.4 million. Projects requested in this plan are:

- O.L. Peacock Sr. Park
- Torino Regional Park
- Tradition Regional Park

This fund is fueled by the economy and as the economy grows projects on the unfunded list can move up or be funded in years which go beyond this plan. Projects align with the City's Parks & Recreation 10-Year Master Plan and the City's Strategic Plan strategic goal of Culture, Nature, and Fun Activities.

Parks MSTU CIP Fund

This CIP Fund tracks financial activity associated with the 0.25 countywide property tax rate that passed with a voter referendum. This dedicated Millage Rate was later reduced to 0.2313 due to tax reform requirements from the State of Florida. St. Lucie County will not be renewing this revenue in FY24. A transfer of \$1 million to the General CIP Fund will be made to fund projects for The Port. \$2M will transfer to the Parks Impact Fee Fund to help fund Torino Regional Park.

Half-Cent Sales Tax CIP Fund

The Half-Cent Sales Tax, which was approved by voters in November 2018, improves roads and rivers and builds more sidewalks. The Half-Cent Sales Tax increase will expire in 2028-29 and is estimated to generate \$68.2 million in the five-year plan, with 15 to 20 percent of the revenue generated by visitors from outside of St. Lucie County. The estimated revenue generated for City funded projects in FY 2023-24 is \$12.9 million.

Stormwater CIP Projects

The Stormwater CIP is not a standalone fund. Projects are included in the Stormwater Fund with operating expenses that balance against the Stormwater Fee. Projects in the five-year plan include large culvert replacements for failed culverts under roadways, property acquisition for access to water control structures, the side lot ditch program, and water quality projects. Projects in the plan align with the city's stormwater master plan and the city's strategic plan goal of high-quality infrastructure and facilities.

Utility System CIP Fund

The Utility System CIP Funds main purpose is to set aside designated reserves to plan for future upgrades of the Utility System. This fund is projected to generate funding sources of \$27,658,187 in FY 2023-24. The funding sources include reserves and transfers from the Utility Operating, SAD 5,6, 7a and Water and Sewer Capital Facility Funds. Some projects in this plan consist of Water Quality Restoration for water storage impoundments, upgrade of Westport Wastewater Plant and connection of wells to the JEA Water Plant to maintain permitted capacity. The Utility System Department has provided a list of future projects beyond the five-year plan. Projects in the plan align with the City's Strategic Plan goal of High-Quality Infrastructure and Facilities.

CITY OF PORT ST. LUCIE CAPITAL IMPROVEMENT PROJECTS FIVE-YEAR PROJECTION

Project/Description	FY 2023-24	FY 2024-25	FY 2025-26	FY 2026-27	FY 2027-28
301 - General Fund CIP					
Green Light - Fiber Improvement	\$ 1,201,614	-	-	-	-
NICE - Duck Ct. Phase 2	220,000	-	-	-	-
Southern Grove Infrastructure Phase 4 Tom Mackie Blvd.	11,127,913	-	-	-	-
Southern Grove Infrastructure Phase 3 & 4 Anthony F. Sansone Sr. Blvd. extension FY 25 \$2,000,000 Grant	2,761,179	6,228,805	-	-	-
PD Body Worn Cameras	972,911	972,911	972,911	975,000	975,000
PD Main Building Renovations- Floors 2 & 3	250,000	250,000	-	-	-
PD Evidence Building Renovations	200,000	-	-	-	-
PD Mobile Command Post	-	350,000	-	-	-
PD Building @ Animal Control	150,000	1,350,000	-	-	-
Evidence Storage Facility/Evidence Storage Facility	225,000	-	-	-	-
Cameo Dropoff Site Improvements	800,000	-	-	-	-
Standby Chiller Replacement for Building B	-	-	200,000	-	-
LED Lighting Upgrade M.F.E.C. Parking Garage	100,000	100,000	-	-	-
Structural Repairs and Sealing M.F.E.C. Parking Garage	500,000	500,000	500,000	500,000	500,000
Police Building Impact Glass Installation (2 Phases)	-	1,000,000	1,000,000	-	-
Police Department Standby Chiller Replacement	-	-	150,000	-	-
HVAC Controls and Upgrades for M.F.E.C.	-	-	120,000	-	-
Air Handler Replacements at City Hall	-	130,000	130,000	195,000	-
Roof Coating on Membrane Roofing at M.F.E.C.	-	-	225,000	-	-
Standby Chiller Replacement - City Hall	-	-	200,000	-	-
LED Lighting Upgrade (Interior City Hall)	-	150,000	-	-	-
Police Department LED Lighting Upgrade	-	-	-	380,000	-
Main Parking Garage - City Hall Complex Parking Enhancement (Design in first year, construction in 3rd year)	1,350,000	-	12,150,000	-	-
City Hall Expansion Project	-	-	-	-	1,100,000
**The Port - Historic Homes - Change in Project Costs	650,000	-	-	-	-
The Port Master Plan New Projects Master- Boardwalk under PSL	200,000	-	-	-	-
The Port Playground Placemaker & Construction	100,000	-	-	-	-
The Port Middle parcel improvements	450,000	-	-	-	-
The Port Conservation Tract Improvements	100,000	-	-	-	-
Citywide Trails Master- Wilderness Trail	500,000	-	-	-	-
Citywide Trails Master- Volucia Trail	150,000	-	-	-	500,000
Citywide Trails Master- Peacock Trail	-	150,000	-	-	500,000
10 Year Parks Master Plan Update	-	150,000	-	-	-
Belvedere Mobile Office	410,000	-	-	-	-
Oak Hammock Inclusive Playground	-	-	485,000	-	-
Turtle Run Park Inclusive Playground	-	-	-	718,000	-
River Place Park Inclusive Playground	415,000	-	-	-	-
Paseo Park Security Camera	-	492,000	-	-	-
Whispering Pines Security and Fiber Optic	745,000	-	-	-	-
Lyngate Park Lighting Improvements	-	-	187,000	-	-
Whispering Pines Back Lot Renovations	-	40,000	-	305,000	-
Sports Lighting at McChesney	782,000	370,000	-	-	-
Storage/Education Office Space	-	-	65,000	370,000	-
Veterans Memorial Park Expansion	-	-	120,000	250,000	2,380,000
Botanical Gardens Restroom	325,000	-	-	-	-
McCarty Ranch Campsite Preserve Electric Service	500,000	-	-	-	-
McCarty Ranch Campsite Water	700,000	-	-	-	-
The Saints Driving Range	300,000	285,000	200,000	100,000	-
The Saints Cart Path & Practice Area Repairs	-	250,000	-	-	-

**CITY OF PORT ST. LUCIE
CAPITAL IMPROVEMENT PROJECTS
FIVE-YEAR PROJECTION**

Project/Description	FY 2023-24	FY 2024-25	FY 2025-26	FY 2026-27	FY 2027-28
301 - General Fund CIP - Continued					
McCarty Ranch Parking	-	-	-	1,500,000	-
The Saints Irrigation System Replacement Phase	-	-	200,000	1,500,000	-
The Saints Overflow Parking Lot Replacement	250,000	-	-	-	-
Total General CIP	\$ 26,435,617	\$ 12,768,716	\$ 16,904,911	\$ 6,793,000	\$ 5,955,000

304 - ROAD & BRIDGE CIP					
Project Management Costs for Capital Improvements	\$ 100,000	\$ 100,000	\$ 100,000	\$ 100,000	\$ 100,000
New Sidewalks- Citywide	1,000,000	1,000,000	1,000,000	1,000,000	1,000,000
Traffic Calming	600,000	250,000	250,000	250,000	250,000
FDOT- New Sidewalk Kestor Drive	-	850,000	-	-	-
FDOT- New Sidewalk Volucia Drive	-	-	850,000	-	-
Peacock Improvements with Interchange	3,000,000	-	-	-	-
ADA Improvements- Signals Various Locations	50,000	50,000	50,000	50,000	50,000
Signal Conversion	200,000	200,000	200,000	200,000	200,000
Port St. Lucie Boulevard South Improvements Seg. 2.2 (Paar Dr. to Alcantarra Blvd)	4,650,000	-	-	-	-
Port St. Lucie Boulevard South Improvements Seg. Segment 1 (Becker to Paar)	200,000	-	20,000,000	-	-
Cameo Blvd. & PSL Blvd. Intersection Improvements	1,200,000	-	-	-	-
Savona Blvd. & Paar Dr. Intersection Improvements- Analysis & Design	150,000	1,200,000	-	-	-
Village Parkway Replacement Lights	1,900,000	-	-	-	-
Southbend Blvd Widening Improvements Conceptual Design	50,000	-	-	-	-
Savona & Alcantarra Intersection Improvements	-	1,500,000	-	-	-
New Sidewalk/Trail -Peacock Trail	-	-	650,000	-	-
NW Cashmere Widening & Mobility Improvements	-	-	-	350,000	-
NW Bayshore Blvd Widening & Mobility Improvements	-	-	-	350,000	-
SLW Blvd Widening Improvements Conceptual Design New Project	3,500,000	-	-	-	-
Airoso Thornhill Rehab	50,000	-	-	-	-
Darwin Blvd. & Paar Dr. Intersection Improvements- Analysis & Design	-	-	200,000	1,200,000	-
Del Rio Blvd. & California Blvd. Intersection Improvements	-	-	250,000	1,750,000	-
Gatlin/Savona Intersection Improvements- Analysis & Design	650,000	-	-	-	-
N Macedo Blvd. & Selvitz Rd. Raised Intersection	-	-	-	100,000	-
Tradition & Village Pkwy. Mobility Improvements-	400,000	-	-	-	-
Commerce Centre/Glades Cut Off Intersection Improvements	1,200,000	-	-	-	-
Pavement Condition and Asset Inventory Survey	-	500,000	-	-	-
Annual Resurfacing Program	4,350,000	4,000,000	4,000,000	4,000,000	4,500,000
Contract Repair/Improvements of Sidewalks	750,000	500,000	500,000	500,000	500,000
Glenwood Drive - Roadway Reconstruction	-	600,000	-	-	-
Gatlin Pines - Roadway Reconstruction	-	-	1,500,000	-	-
SW Import Drive Reconstruction	-	-	-	-	1,200,000
U.S. Submarine Veterans Park On-Street Parking	-	-	-	250,000	-
Road and Gateway Landscape Beautification	-	-	50,000	400,000	400,000
PSL Blvd. Landscape - Turnpike Bridge to Gatlin Blvd	-	-	60,000	675,000	-
Replace 4160 2016 Pothole Patch Truck	-	-	400,000	-	-
Total Road & Bridge CIP	\$ 24,000,000	\$ 10,750,000	\$ 30,060,000	\$ 11,175,000	\$ 8,200,000

**CITY OF PORT ST. LUCIE
CAPITAL IMPROVEMENT PROJECTS
FIVE-YEAR PROJECTION**

Project/Description	FY 2023-24	FY 2024-25	FY 2025-26	FY 2026-27	FY 2027-28
305 - PARKS IMPACT FEE					
O.L. Peacock Sr. Park Phase 1 Construction	\$ 750,000	\$ 700,000	1,000,000	-	1,163,005
Torino Regional Park Phase 1 Construction	20,500,000	875,000	-	1,280,000	-
Tradition Regional Park	2,100,000	-	-	-	-
Total - Parks Impact Fee CIP	\$ 23,350,000	\$ 1,575,000	\$ 1,000,000	\$ 1,280,000	\$ 1,163,005
310 - HALF CENT SALES TAX CIP					
Paving Program	\$ 2,600,000	\$ 3,200,000	\$ 3,200,000	\$ 6,050,000	\$ 4,600,000
Sidewalk Improvements	1,100,000	1,100,000	1,100,000	1,100,000	960,000
Floresta Improvements	10,000,000	9,000,000	9,000,000	-	-
Project Manager Position (1 FTE)	86,979	89,588	92,276	95,044	97,895
California Intersection Improvements		-	220,000	1,780,000	-
California Widening		-	1,050,000	5,000,000	9,000,000
Total Half Cent Sales Tax CIP	\$ 13,786,979	\$ 13,389,588	\$ 14,662,276	\$ 14,025,044	\$ 14,657,895
448 - UTILITY CIP					
Lime Plant Rehabs	500,000		500,000		500,000
Water Quality Restoration Area 7A		5,200,000	-	-	-
Range Line Road Reverse Osmosis Water Plant					11,400,000
Range Line Road Raw Water Main					600,000
Village Green Pkwy-Huffman to Tiffany					3,000,000
PSL Blvd Segment 1 & 2.2		2,000,000	2,000,000		
Floresta - Crosstown to Prima Vista		3,000,000			
Midway-Jenkins to Glades Cutoff			1,300,000		
Pipe Replacement		500,000		500,000	
Glades Cutoff Road Parallel Water Main Phase 1	2,000,000				
Lift Station Replacements (1 per year for first 4 years, 2 per year after)	700,000		700,000	700,000	1,470,000
4 Million Gallon Upset Tanks 1 & 2- Design	12,000,000				-
Village Green Septic to Sewer	150,000	150,000	150,000		
Northport Booster Pump Force Main to Glades Phase 1-6	450,000	1,800,000	3,700,000	4,094,000	
Inflow and Infiltration of Gravity Mains			500,000	500,000	500,000
Mariposa Force Main	800,000				
Becker Road Water & Wastewater Improvements Phases 1-7	4,800,000			1,896,000	
Westport South 16" Force Main Becker Road	500,000	6,500,000			
Total Utilities CIP	\$ 21,900,000	\$ 19,150,000	\$ 8,850,000	\$ 7,690,000	\$ 17,470,000
Total CIP	\$ 109,472,596	\$ 57,633,304	\$ 71,477,187	\$ 40,963,044	\$ 47,445,900

**CITY OF PORT ST. LUCIE
CAPITAL IMPROVEMENT PROJECTS
FIVE-YEAR PROJECTION**

Project/Description	FY 2023-24	FY 2024-25	FY 2025-26	FY 2026-27	FY 2027-28
401 - STORMWATER CIP - Funded by Operating Revenue					
Design of Grant Eligible Water Quality Projects	\$ 250,000	\$ 335,000	\$ 370,000	\$ 400,000	\$ 400,000
E-3 Canal Improvements Phase III		-	240,000	-	-
D-11 Canal Improvements	2,100,000				
E-8 Downstream Repair of B-15		-	-	226,000	-
A-14 Water Control Structure	795,000	-	-	-	-
Emerson Street Water Quality Dry Pond		-	-	-	150,000
Property Acquisition for access to Water Control Structures Watershed A & B	3,058,691	160,000	-	100,000	-
Water Quality Projects (Vet Mem Phases IV and V)		941,309	-		
Veteran's Memorial Water Quality Phase III		-	154,000	-	-
Hogpen Slough Water Quality		120,000	1,200,000	-	-
Whitmore Baffle Box	915,500	1,500,000	1,500,000	-	-
Hog Pen Slough HPS-60 Replacement			-	-	-
Elkcam Basin Improvements			130,000		1,300,000
Kingsway/Oakridge Basin Improvements		-	-	767,436	-
Airoso Conflict Structure & Piping		-	-	737,477	-
C-24/Monterrey/Cameo Watershed Ponds (3)		-	-	114,600	600,000
C-24/Monterrey/Cameo Watershed Baffles Boxes (12)					420,000
					300,000
Total Stormwater CIP	\$ 7,119,191	\$ 3,056,309	\$ 3,594,000	\$ 2,345,513	\$ 3,170,000



CITY OF PORT ST. LUCIE
GENERAL FUND CAPITAL IMPROVEMENT BUDGET - #301
TEN YEAR PROJECTIONS
FY 2023-24 PROPOSED BUDGET

2023-2024 2024-2025 2025-2026 2026-2027 2027-2028 2028-2029 2029-2030 2030-2031 2031-2032 2032-2033

REVENUES:

Prior Year CIP Reserve	\$ 5,644,321	\$ 910,000	\$ 175,000	\$ 80,000	\$ 10,000	\$ 10,000	\$ (23,433,180)	\$ (30,867,255)	\$ (41,771,923)	\$ (50,701,591)
Interfund Transfer from the GFC Fund #108	13,889,092	4,228,805	-	-	-	-	-	-	-	-
TPO Grant Awarded (Volucia Trail)	150,000									
Grant - DEO (applied)	-	2,000,000	-	-	-	-	-	-	-	-
Grant - C.D.B.G. Funding (Riverplace)	250,000	-	-	-	-	-	-	-	-	-
Fund Transfer from General Fund - ARPA Funding	400,000	-	-	-						
Fund Transfer - G.F. 001/Bond Proceeds	4,642,204	4,479,911	16,604,911	6,718,000	5,950,000	11,900,000	2,000,000	2,000,000	2,000,000	2,000,000
Fund Transfer - Neighborhood Planning Fund #127	220,000	-	-	-	-	-	-	-	-	-
Fund Transfer - SAD Fund #151	300,000	500,000	-	-	-	-	-	-	-	-
Fund Transfer - SAD Fund #152	-	150,000	-	-	-	-	-	-	-	-
Fund Transfer - Glassman SAD #153	-	350,000	-	-	-	-	-	-	-	-
Fund Transfer - Combined SAD #158	-	300,000	-	-	-	-	-	-	-	-
Fund Transfer - Building Department Fund #110	-	-	200,000	-	-	-	-	-	-	-
Fund Transfer - Parks Impact Fee Fund #307	1,000,000	-								
Fund Transfer - Solid Waste Fund #620	800,000									
Interest Income	50,000	25,000	5,000	5,000	5,000	5,000	5,000	5,000	5,000	5,000
	\$ 27,345,617	\$ 12,943,716	\$ 16,984,911	\$ 6,803,000	\$ 5,965,000	\$ 11,915,000	\$ (21,428,180)	\$ (28,862,255)	\$ (39,766,923)	\$ (48,696,591)

EXPENDITURES:

INFORMATION SERVICES - #1320

Green Light - Fiber Improvement

\$ 1,201,614	\$ -	\$ -	\$ -	\$ -	\$ -	\$ -	\$ -	\$ -	\$ -
\$ 1,201,614	\$ -	\$ -	\$ -	\$ -	\$ -	\$ -	\$ -	\$ -	\$ -

COMPREHENSIVE PLANNING - #1520

NEW PROJECT - NICE - Duck Ct. Phase 2

\$ 220,000	\$ -	\$ -	\$ -	\$ -	\$ -	\$ -	\$ -	\$ -	\$ -
\$ 220,000	\$ -	\$ -	\$ -	\$ -	\$ -	\$ -	\$ -	\$ -	\$ -

GENERAL GOVERNMENT - #1900

Southern Grove Infrastructure Phase 4 Tom Mackie Blvd. Extension (include E/W 2 & Marshall Pkwy) (Final Design/Build) FY 24 Transfer from #108
 Southern Grove Infrastructure Phase 3 & 4 Anthony F. Sansone Sr. Blvd. extension (Design, Construction, CEI, Contingency)FY 25 \$2,000,000 Grant

\$ 11,127,913	\$ -	\$ -	\$ -	\$ -	\$ -	\$ -	\$ -	\$ -	\$ -
2,761,179	6,228,805	-	-	-	-	-	-	-	-
\$ 13,889,092	\$ 6,228,805	\$ -	\$ -	\$ -	\$ -	\$ -	\$ -	\$ -	\$ -

POLICE DEPARTMENT - COMMUNITY SVCS. 301-2105

Body Worn Cameras
 Police Department Renovation - Floors 2 & 3
 Evidence Building - Finish
 P.D. Mobile Command Post
 PD Building @ Animal Control
 Evidence Storage Facility/Evidence Storage Facility

\$ 972,911	\$ 972,911	\$ 972,911	\$ 975,000	\$ 975,000	\$ 975,000	\$ 975,000	\$ 975,000	\$ 975,000	\$ -	\$ -
250,000	250,000	-	-	-	-	-	-	-	-	-
200,000	-	-	-	-	-	-	-	-	-	-
-	350,000	-	-	-	-	-	-	-	-	-
150,000	1,350,000	-	-	-	-	-	-	-	-	-
225,000	-	-	-	-	-	-	-	-	-	-
\$ 1,797,911	\$ 2,922,911	\$ 972,911	\$ 975,000	\$ 975,000	\$ 975,000	\$ 975,000	\$ 975,000	\$ 975,000	\$ -	\$ -



CITY OF PORT ST. LUCIE
GENERAL FUND CAPITAL IMPROVEMENT BUDGET - #301
TEN YEAR PROJECTIONS
FY 2023-24 PROPOSED BUDGET

	2023-2024 -----	2024-2025 -----	2025-2026 -----	2026-2027 -----	2027-2028 -----	2028-2029 -----	2029-2030 -----	2030-2031 -----	2031-2032 -----	2032-2033 -----
SOLID WASTE - #3410										
Cameo Dropoff-Site Improvements	\$ 800,000	\$ -	\$ -	\$ -	\$ -	\$ -	\$ -	\$ -	\$ -	\$ -
	\$ 800,000	\$ -	\$ -	\$ -	\$ -	\$ -	\$ -	\$ -	\$ -	\$ -
FACILITIES MAINTENANCE #4135										
Standby Chiller Replacement for Building B	-	-	200,000	-	-	-	-	-	-	-
LED Lighting Upgrade M.F.E.C. Parking Garage	100,000	100,000	-	-	-	-	-	-	-	-
Structural Repairs and Sealing M.F.E.C. Parking Garage	500,000	500,000	500,000	500,000	500,000	-	-	-	-	-
Police Building Impact Glass Installation (2 Phases)	-	1,000,000	1,000,000	-	-	-	-	-	-	-
Police Department Standby Chiller Replacement	-	-	150,000	-	-	-	-	-	-	-
HVAC Controls and Upgrades for M.F.E.C.	-	-	120,000	-	-	-	-	-	-	-
Air Handler Replacements at City Hall	-	130,000	130,000	195,000	-	-	-	-	-	-
Roof Coating on Membrane Roofing at M.F.E.C.	-	-	225,000	-	-	-	-	-	-	-
Standby Chiller Replacement - City Hall	-	-	200,000	-	-	-	-	-	-	-
LED Lighting Upgrade (Interior City Hall)	-	150,000	-	-	-	-	-	-	-	-
Police Department LED Lighting Upgrade	-	-	-	380,000	-	-	-	-	-	-
Main Parking Garage - City Hall	1,350,000	-	12,150,000	-	-	-	-	-	-	-
City Hall Expansion Project	-	-	-	-	1,100,000	9,900,000	-	-	-	-
	\$ 1,950,000	\$ 1,880,000	\$ 14,675,000	\$ 1,075,000	\$ 1,600,000	\$ 9,900,000	\$ -	\$ -	\$ -	\$ -
THE PORT PROJECT - 301-7210										
**The Port - Historic Homes - Change in Project Costs	\$ 650,000	\$ -	\$ -	\$ -	\$ -	\$ -	\$ -	\$ -	\$ -	\$ -
**The Port - Boardwalk under PSL	200,000	-	-	-	-	-	-	-	-	-
The Port - Playground Placemaker & Construction	100,000	-	-	-	-	-	-	-	-	-
**The Port - Middle parcel improvements	450,000	-	-	-	-	-	-	-	-	-
**The Port - Conservation Tract Improvements	100,000	-	-	-	-	-	-	-	-	-
Midport/Lyngate Phase	-	-	-	-	-	7,017,765	-	-	-	-
Veteran's Memorial Improvements Phase	-	-	-	-	-	2,798,415	-	-	-	-
**The Port - Boardwalk under PSL	-	-	-	-	-	-	7,194,075	-	-	-
Streetscape & Tom Hooper Phase	-	-	-	-	-	-	-	10,934,668	10,934,668	10,934,668
	\$ 1,500,000	\$ -	\$ -	\$ -	\$ -	\$ 9,816,180	\$ 7,194,075	\$ 10,934,668	\$ 10,934,668	\$ 10,934,668



CITY OF PORT ST. LUCIE
GENERAL FUND CAPITAL IMPROVEMENT BUDGET - #301
TEN YEAR PROJECTIONS
FY 2023-24 PROPOSED BUDGET

	2023-2024	2024-2025	2025-2026	2026-2027	2027-2028	2028-2029	2029-2030	2030-2031	2031-2032	2032-2033
PARK & RECREATION 301-7210										
Wilderness Trail	\$ 500,000	\$ -	\$ -	\$ -	\$ -	\$ -	\$ -	\$ -	\$ -	\$ -
Volucia Trail	150,000	-	-	-	500,000	500,000	500,000	500,000	-	-
Peacock Trail	-	150,000	-	-	500,000	500,000	500,000	500,000	-	-
10 Year Parks Master Plan Update	-	150,000	-	-	-	-	-	-	-	-
Minsky Gym Expansion	-	-	-	-	-	2,800,000	-	-	-	-
Belvedere Mobile Office	410,000	-	-	-	-	-	-	-	-	-
Oak Hammock Playground	-	-	485,000	-	-	-	-	-	-	-
Turtle Run	-	-	-	718,000	-	-	-	-	-	-
River Place Park Playground	415,000	-	-	-	-	-	-	-	-	-
Paseo Park Security Camera	-	492,000	-	-	-	-	-	-	-	-
Sandhill Crane Drainage	-	-	-	-	-	1,897,000	-	-	-	-
McChesney Playground	-	-	-	-	-	785,000	-	-	-	-
C-24 Canal Security	-	-	-	-	-	492,000	-	-	-	-
Winterlakes Security and Lights	-	-	-	-	-	1,330,000	-	-	-	-
Lyngate Security Upgrade	-	-	-	-	-	605,000	-	-	-	-
Whispering Pines Security and Fiber Optic Upgrade	745,000	-	-	-	-	-	-	-	-	-
Lyngate Park Interior & Exterior Lighting Improvements	-	-	187,000	-	-	-	-	-	-	-
Whispering Pines Park Back Lot Renovation	-	40,000	-	305,000	-	-	-	-	-	-
Sports Lighting - Various Parks	782,000	370,000	-	-	-	-	-	-	-	-
Veterans Memorial Park Expansion	-	-	120,000	250,000	2,380,000	-	-	-	-	-
Jessica Clinton Park Softball Concession Bldg	-	-	-	-	-	778,000	-	-	-	-
Jessica Clinton Park Football Concession Bldg	-	-	-	-	-	775,000	-	-	-	-
Jessica Clinton Park Baseball Field Drainage Impr.	-	-	-	-	-	1,425,000	-	-	-	-
	\$ 3,002,000	\$ 1,202,000	\$ 792,000	\$ 1,273,000	\$ 3,380,000	\$ 11,887,000	\$ 1,000,000	\$ 1,000,000	\$ -	\$ -
PARK & RECREATION 301-7215										
Storage/Education Office Space	\$ -	\$ -	\$ 65,000	\$ 370,000	\$ -	\$ -	\$ -	\$ -	\$ -	\$ -
Botanical Gardens Event Lawn Restrooms	325,000	-	-	-	-	-	-	-	-	-
	\$ 325,000	\$ -	\$ 65,000	\$ 370,000	\$ -	\$ -	\$ -	\$ -	\$ -	\$ -
PARK & RECREATION 301-7216										
McCarty Ranch Electric	500,000	-	-	-	-	-	-	-	-	-
McCarty Ranch Campsite Water	700,000	-	-	-	-	-	-	-	-	-
McCarty Ranch Parking	-	-	-	1,500,000	-	-	-	-	-	-
McCarty Ranch Preserve Mobile Home for P.D.	-	-	-	-	-	270,000	-	-	-	-
McCarty Ranch Preserve Maintenance Building	-	-	-	-	-	-	270,000	-	-	-
	\$ 1,200,000	\$ -	\$ -	\$ 1,500,000	\$ -	\$ 270,000	\$ 270,000	\$ -	\$ -	\$ -



CITY OF PORT ST. LUCIE
GENERAL FUND CAPITAL IMPROVEMENT BUDGET - #301
TEN YEAR PROJECTIONS
FY 2023-24 PROPOSED BUDGET

	2023-2024 -----	2024-2025 -----	2025-2026 -----	2026-2027 -----	2027-2028 -----	2028-2029 -----	2029-2030 -----	2030-2031 -----	2031-2032 -----	2032-2033 -----
GOLF COURSE - #7250 - MAINTENANCE	\$ 300,000	\$ 285,000	\$ 200,000	\$ 100,000	-	-	-	-	-	-
Saints Driving Range	-	250,000	-	-	-	-	-	-	-	-
Saints Cart Path and Practice Area Repairs	-	-	-	-	-	200,000	-	-	-	-
Saints Pump House Structure Irrigation System Rebuild	-	-	200,000	1,500,000	-	-	-	-	-	-
Saints Overflow Parking Lot Repavement	250,000	-	-	-	-	-	-	-	-	-
Saints Maintenance Facility & Overflow Parking	-	-	-	-	-	2,300,000	-	-	-	-
	\$ 550,000	\$ 535,000	\$ 400,000	\$ 1,600,000	\$ -	\$ 2,500,000	\$ -	\$ -	\$ -	\$ -
	\$ 26,435,617	\$ 12,768,716	\$ 16,904,911	\$ 6,793,000	\$ 5,955,000	\$ 35,348,180	\$ 9,439,075	\$ 12,909,668	\$ 10,934,668	\$ 10,934,668
Designated CIP Reserve for Future Projects	\$ 910,000	\$ 175,000	\$ 80,000	\$ 10,000	\$ 10,000	\$ -	\$ -			\$ -
	\$ -	\$ -	\$ -	\$ -	\$ -	\$ (23,433,180)	\$ (30,867,255)	\$ (41,771,923)	\$ (50,701,591)	\$ (59,631,259)

CITY OF PORT ST. LUCIE - NEW PROJECT CAPITAL IMPROVEMENT PROJECT REQUEST FORM



PROJECT TYPE:

NEW PROJECT

PROJECT CHANGE/UPDATE

Department/Division: IT / 1320
Contact Person: Megan Maguire
Phone #/Extension: 772-344-4214
Fund Number: 301
Project Title: Green Light - Fiber Improvement
Amount Spent-to-date: \$ -



Project Justification

Project Description & Scope:

1.A To install 3.65miles of two x2" conduits with fiber on US-1, Running from Crosstown parkway – West Moreland. (\$ 375,324.36)
 1.B To install 4.4miles of two x2" conduits with fiber, on PSL Blvd, Running from Bayshore to US-1. (\$ 565,974.92)
 1.C To install 2.7 Miles of two x2" conduits with fiber, on Gatlin Blvd, Running from Village to Savona. (\$260,314.56)

The installation of this fiber will aid our future plans to expand our fiber network in order to address some pressing issues that have been affecting our traffic signals. Currently, our traffic has experienced many problems with fiber connectivity, which has resulted in significant disruptions. In the past we used boxes that were intended for copper lighting systems (Pictures attached). As the City grew and the need for fiber for traffic systems was evident and with no budget, meant that fiber was put in these lighting boxes. As the years went by, wear and tear has had a significant impact upon our fiber system. Without a new pathway, future repairs will be impossible, and this could have serious implications for the safety and efficiency of our fiber system. In addition to these immediate concerns, we also believe that expanding our fiber network would make our overall system more resilient and assist our goal of creating a SMART City.

Finally, as our City continues to grow and evolve, we need to ensure that our infrastructure is prepared to meet the needs of the future. By expanding our fiber network now, while we have the opportunity to do so in a cost effective manner*, we can help to future-proof our fiber system and ensure that it remains safe and efficient for years to come.

*This is dependent on the opportunity of utilizing a shared trench during the construction of fiber by "Next City" who are currently installing in the area. By completing these three sections, we will have a considerable cost saving of \$ 1,431,917.47 compared to us doing this independently, as we will not need to bore or conduct MOT and will only require partial engineering/permitting. This pricing is also based of a piggyback contract with PCS and PBCO. The expected dig date by "Next City" is September 2023.

Purpose: Best Practices

This technology can provide numerous benefits, including improving traffic signalization controls, utility plant controls, security infrastructure, parks and recreation services, storm water control and emergency management communications. In terms of traffic signalization controls, fiber optic cables are used to link intelligent traffic control systems for synchronization. Similarly, expanding fiber can improve utility plant controls by providing real-time monitoring and control of utility infrastructure. This can help utility companies respond more quickly to outages, reduce downtime, and increase efficiency. In terms of security, fiber optic networks can provide reliable, high-speed connectivity for security cameras, access control systems, and other security devices. This can help increase public safety and reduce crime rates. Expanding fiber can also benefit parks and recreation areas by providing Wi-Fi connectivity, allowing visitors to stay connected. This can help increase park usage and improve visitor experiences. Finally, fiber optic networks can provide a communication pathway for future technologies and Smart City initiatives. As the City continues to implement new technologies, such as autonomous vehicles and smart infrastructure, high-speed internet connectivity will be essential. Expanding fiber can lay the foundation for these technologies and ensure that cities are ready for the future.

City Council Goal: High-quality infrastructure and facilities.

Return on Investment (ROI) Considerations

Payback Period (ROI): Project will enhance the quality of life and/or quality of governmental services for our citizens.

Financial Information

Funding Sources

Funding Type	FY 2023-24	FY 2024-25	FY 2025-26	FY 2026-27	FY 2027-28
Interfund Transfer from the G.F.	\$ 1,201,614	\$ -	\$ -	\$ -	\$ -
Totals	\$ 1,201,614	\$ -	\$ -	\$ -	\$ -

Capital Project Expenditures/Expenses

Activity	FY 2023-24	FY 2024-25	FY 2025-26	FY 2026-27	FY 2027-28
Conduit Install	\$ 1,201,614	\$ -	\$ -	\$ -	\$ -
Totals	\$ 1,201,614	\$ -	\$ -	\$ -	\$ -

Impact on Operational Expenditures/Expenses

Activity	FY 2023-24	FY 2024-25	FY 2025-26	FY 2026-27	FY 2027-28
	\$ -	\$ -	\$ -	\$ -	\$ -
Totals	\$ -	\$ -	\$ -	\$ -	\$ -

CITY OF PORT ST. LUCIE - Duck Court Phase 2 CAPITAL IMPROVEMENT PROJECT REQUEST FORM



PROJECT TYPE: NEW PROJECT PROJECT CHANGE/UPDATE

Department/Division: Neighborhood Services
Contact Person: Alessandra Tasca and/or Bolivar Gomez
Phone #/Extension: x7395
Fund Number: 301-1520



Project Title: NICE - Duck Ct. Phase 2

Amount Spent-to-Date: \$ -

Project Justification

Project Description & Scope:

Building off of the previous years' NICE CIP funding for the creation of small neighborhood common passive spaces or gathering areas in the south-eastern and central-western NICE neighborhoods of the City (OL Peacock Sr. Park and Duck Ct.). The targeted areas serve the Rosser Reserve/Newport Isles/Gatlin Pines neighborhoods as well as the Becker Ridge neighborhood. Targeted areas have been identified in the 10 year Parks Master Plan as lacking park amenities. This project is focused on creating more vibrant communities by providing funding for the continuation of improvements in the Duck Ct. common space thru the NICE program. The improvements that will be funded this FY are on street parking and pedestrian amenities including elements from the "NICE to meet you" proposal (Winter Workshop 2023) and High Performing Public Spaces initiatives. The addition of these elements to the Duck Ct. project labelled as Phase 2 will serve as a pilot initiative to be rolled out to other areas identified as City owned land and neighborhoods that have scarce neighborhood park or pedestrian amenities. Note: the continued development of the OL Peacock Sr. property has been transferred to the PRD plan to be managed by PRD.

Purpose: Policy Directives

City Council Goal: Vibrant neighborhoods

Return on Investment (ROI) Considerations

Payback Period (ROI): Project will enhance the quality of life or quality of governmental services for our citizens.

ROI: Project will enhance the quality of life or quality of governmental services for our citizens. This project will help further the goals of the Parks and Recreation 10 year Master Plan as well as the NICE program's mission and resident communication initiatives. Our research and collaboration with the City of Miami and other developed areas has suggested that the City take steps now to preserve land and/or City owned common spaces by improving and beautifying them so that they may be used in the future. The previous project planned during the last two budget years was completed as Phase 1. This project spear-headed the creation of the "High Performing Public Spaces" or HPPS interdepartmental work group which was another by-product of the Parks Master Plan. City staff, via the HPPS team, strategic plan updates with Council, and together with consultants, did an in-depth analysis of City owned land and environmental land ranking criteria creation. After bringing together the teams and doing the exercises OL Peacock Sr. Park and Duck Ct. were confirmed as the ideal locations for focused efforts of improvement. Conceptual designs are on file for future continued development, if opportunities to do so are available. The areas' initial improvements leave way for a continued phased approach to adding more improvements if funding is available. Additional grant funding will also be pursued for this project. Approval for the funding of Duck Ct. Phase 2 came from the NSD-NICE discussion at the Feb. 2023 Winter Workshop. Maintenance costs are not included because they were already included in the execution of Phase 1. Potential Phase 3 would include a sidewalk/path for approximately \$50,000. If there are any budgetary savings or additional funding is identified in Phase 2 the sidewalk/path would be funded as a continuation of the project. The Grants & Advocacy Team will explore grant opportunities for that using this funding as a potential match.

Financial Information

Funding Sources					
Funding Type	FY 2023-24	FY 2024-25	FY 2025-26	FY 2026-27	FY 2027-28
FY24 NICE contingency / CIP	220,000	-	-	-	-
Totals	\$ 220,000	\$ -	\$ -	\$ -	\$ -

Capital Project Expenditures/Expenses					
Activity	FY 2023-24	FY 2024-25	FY 2025-26	FY 2026-27	FY 2027-28
Design, Survey, Permitting, Site Development	\$ 90,000				
On-street parking	\$ 100,000				
Pedestrian amenities	\$ 10,000	\$ -	\$ -	\$ -	\$ -
"NICE to meet you" HPPS elements	20,000	-	-	-	-
Totals	\$ 220,000	\$ -	\$ -	\$ -	\$ -

Impact on Operational Expenditures/Expenses					
Activity	FY 2023-24	FY 2024-25	FY 2025-26	FY 2026-27	FY 2027-28
Increase in maintenance costs	\$ -			\$ 10,000	\$ -
Totals	\$ -				\$ -

Side Note:

In recent years, considerable interest has been stimulated by the experiment, in some of the larger American cities, with vest pocket parks. Although limited both in scope and size, these parks represent a serious effort to improve the quality of the environment in the more crowded urban areas. Vest pocket parks can have broad application. Their impact, however, is likely to be greatest in those low-income, densely populated neighborhoods where outdoor public space is severely limited. In these neighborhoods, the development of parks which meet traditional size standards is difficult to realize. A system of vest pocket parks, on the other hand, may substantially improve recreational facilities for children and may provide needed services for other groups including older people. These parks may also improve the physical appearance of the neighborhood and contribute to upgrading the environment. (Retrieved from Vest Pocket Parks Information Report No. 229 December 1967 <https://www.planning.org/pas/reports/report229/>)

CITY OF PORT ST. LUCIE CAPITAL IMPROVEMENT PROJECT REQUEST FORM



PROJECT TYPE: NEW PROJECT PROJECT CHANGE/UPDATE

Department/Division: PSL Governmental Finance Corporation
Contact Person: Jennifer Davis
Phone #/Extension: 772-344-4342
Fund Number: 301-1900

Project Title: Southern Grove Infrastructure (Planning, Design & Construction)

Project Number: n/a
Amount Spent-to-date: \$ 135,000



Project Justification

Project Description & Scope: Planning, design and construction of approximately 15,830 LF of roadway and utilities with stormwater ponds. Tom Mackie Blvd Phase 2 and 3 design complete. Tom Mackie Blvd Phase 4 shall include initial 40% design of facilities with construction occurring in phases under a final design/build approach. Anthony F. Sansone Sr Blvd Phase 3 and 4 extend from Hegener (fka Paar) Dr to Marshall Pkwy.

Purpose: To support continued sale and development of PSLGFC owned lands in Southern Grove

City Council Goal: High-quality infrastructure and facilities & Diverse local economy and employment opportunities

Return on Investment (ROI) Considerations

Payback Period (ROI): Project will enhance the quality of life or quality of governmental services for our citizens.

Financial Information

Funding Sources

Funding Type	FY 2023-24	FY 2024-25	FY 2025-26	FY 2026-27	FY 2027-28
Fund Transfer from the GFC Fund #108 (Land Sale Revenue, projected based on contracts)	\$ 13,889,092	\$ 4,228,805	\$ -		\$ -
Grant - DEO (potential award)	-	2,000,000	-		-
Totals	\$ 13,889,092	\$ 6,228,805	\$ -		\$ -

Capital Project Expenditures/Expenses

Activity	FY 2023-24	FY 2024-25	FY 2025-26	FY 2026-27	FY 2027-28
Paar/I-95 Watermain	\$ -	\$ -	\$ -		\$ -
Phase 4 Tom Mackie Blvd extension (incl E/W 2 & Marshall Pkwy) (Final Design/Build)	11,127,913	-	-		-
Phase 3 Anthony F. Sansone Sr Blvd extension (Design, Construction, CEI, Contingency)	2,761,179	-	-		-
Phase 4 Anthony F. Sansone Sr Blvd extension (Design, Construction, CEI, Contingency)	-	6,228,805	-		-
Totals	\$ 13,889,092	\$ 6,228,805	\$ -		\$ -

Impact on Operational Expenditures/Expenses

Activity	FY 2023-24	FY 2024-25	FY 2025-26	FY 2026-27	FY 2027-28
	-	-	-		-
Totals	\$ -	\$ -	\$ -		\$ -

CITY OF PORT ST. LUCIE CAPITAL IMPROVEMENT PROJECT REQUEST FORM



PROJECT TYPE: NEW PROJECT PROJECT CHANGE/UPDATE

Department/Division: Police/2105
Contact Person: John Bolduc
Phone #/Extension: Extn 4278
Fund Number: 301-2105-5644



Project Title: PD Body Worn Cameras

Amount Spent-to-Date:

Project Justification

Project Description & Scope:

The Port St. Lucie Police Dept desires to utilize body worn cameras to document law enforcement interactions with the public by providing recorded evidence of actions, conditions, and statements. Officers have a legal right to capture and record footage during all official interactions. Body worn camera recordings have been demonstrated to be of value in the prosecution of traffic and criminal offenses, gathering of evidence, protecting officers from false accusations, training, and ensuring transparency of policy activity while fostering positive relationships within the community. The Department recognizes that the body worn camera will not capture exactly what an officer sees and/or hears, or what an officer senses of experiences. Footage captured is only a portion of the encounter between law enforcement and individuals. The Department acknowledges that an officer's recollection of specific details may be different from what is captured by the body worn camera. Although body worn cameras do not capture an officer's full knowledge of any particular situation, they are a valuable law enforcement tool to capture and preserve data. The CIP budget was updated to reflect the current approved vendor contract. Balance of remaining 3 years includes a 20% increase resulting from growth as original contract was for 300 BWCs.

Purpose: Life Safety

City Council Goal: Safe, clean and beautiful.

Return on Investment (ROI) Considerations

Payback Period (ROI): Project will enhance the quality of life or quality of governmental services for our citizens.

Financial Information

Funding Sources

Funding Type	FY 2023-24	FY 2024-25	FY 2025-26	FY 2026-27	FY 2027-28
Interfund Transfer #001	\$ 972,911	\$ 972,911	\$ 972,911	\$ 975,000	\$ 975,000
Use of Reserves	-	-	-	-	-
Totals	\$ 972,911	\$ 972,911	\$ 972,911	\$ 975,000	\$ 975,000

Capital Project Expenditures/Expenses

Activity	FY 2023-24	FY 2024-25	FY 2025-26	FY 2026-27	FY 2027-28
Body Worn Cameras (Annual Costs)	\$ 972,911	\$ 972,911	\$ 972,911	\$ 975,000	\$ 975,000
Totals	\$ 972,911	\$ 972,911	\$ 972,911	\$ 975,000	\$ 975,000

Impact on Operational Expenditures/Expenses

Activity	FY 2023-24	FY 2024-25	FY 2025-26	FY 2026-27	FY 2027-28
Hire: Training Officer, Records, Fleet	252,180	259,745	267,537	\$ -	\$ -
Totals	\$ 252,180	\$ 259,745	\$ 267,537	\$ -	\$ -

CITY OF PORT ST. LUCIE CAPITAL IMPROVEMENT PROJECT REQUEST FORM



PROJECT TYPE: **PROJECT TYPE:** NEW PROJECT PROJECT CHANGE/UPDATE

Department/Division: Police Dept/2105
Contact Person: John Bolduc
Phone #/Extension: Extn 4278
Fund Number: 301-2105

Project Title: PD Main Building Renovations -
 Floors 2 & 3

Amount Spent-to-Date: \$250,000



Project Justification

Project Description & Scope: Renovation of the 2nd Floor (FY 2023-24) and the 3rd Floor (FY 2024-25) of the Main Police Building. It will consist of the following: replacement of the flooring (similar to the 1st Floor), painting, upgrading the elevator walls, lighting, possible construction for additional rooms/offices (to address space issues), and the Lobby areas of each floor. This is a quality of life issue for our employees and citizens who work or visit our department on a daily basis. In addition, to complying with ADA guidelines. **Note the building is approximately 30 yrs. old. Major renovations to these floors have not been done in the past.**

Purpose: Life Safety

City Council Goal: Safe, clean and beautiful.

Return on Investment (ROI) Considerations

Payback Period (ROI): Project will enhance the quality of life or quality of governmental services for our citizens.

Financial Information

Funding Sources

Funding Type	FY 2023-24	FY 2024-25	FY 2025-26	FY 2026-27	FY 2027-28
Interfund Transfer from G.F.	\$ 250,000	\$ 250,000	\$ -	\$ -	\$ -
Totals	\$ 250,000	\$ 250,000	\$ -	\$ -	\$ -

Capital Project Expenditures/Expenses

Activity	FY 2023-24	FY 2024-25	FY 2025-26	FY 2026-27	FY 2027-28
Construction Costs	\$ 250,000	\$ 250,000	\$ -	\$ -	\$ -
Totals	\$ 250,000	\$ 250,000	\$ -	\$ -	\$ -

Impact on Operational Expenditures/Expenses

Activity	FY 2023-24	FY 2024-25	FY 2025-26	FY 2026-27	FY 2027-28
	\$ -	\$ -	\$ -	\$ -	\$ -
Totals	\$ -	\$ -	\$ -	\$ -	\$ -

CITY OF PORT ST. LUCIE CAPITAL IMPROVEMENT PROJECT REQUEST FORM



PROJECT TYPE: **PROJECT TYPE:** NEW PROJECT PROJECT CHANGE/UPDATE

Department/Division: Police Dept/2105
Contact Person: John Bolduc
Phone #/Extension: Extn 4278
Fund Number: 301-2105

[Picture](#)

Project Title: PD Evidence Building Renovations
 (until finished)

Amount Spent-to-Date:

Project Justification

Project Description & Scope: This project continues with installing proper drywall, sealing off all the unfinished areas throughout the entire building, placing proper insulation, completing the unfinished ceiling, moving the fire suppressions system, sealing off areas that were left unfinished, separating the storage and office areas with proper installation of walls/barriers, and painting of the entire area. It also the Evidence Building Driveway and Parking Lot on Thanksgiving Avenue and need for an evidence impound lot with overhang to replace existing areas. This is a quality of life issue for our employees and citizens who work or visit our department on a daily basis.

Purpose: Best Practices/Industry Standards

City Council Goal: Safe, clean and beautiful.

Return on Investment (ROI) Considerations

Payback Period (ROI): Project will enhance the quality of life or quality of governmental services for our citizens.

Financial Information

Funding Sources

Funding Type	FY 2023-24	FY 2024-25	FY 2025-26	FY 2026-27	FY 2027-28
Interfund Transfer	\$ 200,000	\$ -	\$ -	\$ -	\$ -
Totals	\$ 200,000	\$ -	\$ -	\$ -	\$ -

Capital Project Expenditures/Expenses

Activity	FY 2023-24	FY 2024-25	FY 2025-26	FY 2026-27	FY 2027-28
Construction Costs	\$ 200,000	\$ -	\$ -	\$ -	\$ -
Totals	\$ 200,000	\$ -	\$ -	\$ -	\$ -

Impact on Operational Expenditures/Expenses

Activity	FY 2023-24	FY 2024-25	FY 2025-26	FY 2026-27	FY 2027-28
	\$ -	\$ -	\$ -	\$ -	\$ -
Totals	\$ -	\$ -	\$ -	\$ -	\$ -

CITY OF PORT ST. LUCIE CAPITAL IMPROVEMENT PROJECT REQUEST FORM



PROJECT TYPE: PROJECT TYPE: NEW PROJECT PROJECT CHANGE/UPDATE

Department/Division: Police Dept/2130
Contact Person: John Bolduc
Phone #/Extension: Ext. 4278
Fund Number: 301-2105
Project Title: PD Mobile Command Post
Amount Spent-to-Date:



Project Justification

Project Description & Scope: The Port Saint Lucie Police Department intends to purchase a Mobile Command Post to handle a multitude of special operations and critical incidents to include, but not limited to: Hostage Incidents, Armed Barricaded Suspects, Crowd Containment and Riot Control, Active Shooter Incidents, City Special Events, Natural Disasters, Emergency Situations, and Public Demonstrations. It is to be operated by NPB. PD does not currently have a command post.

Purpose: Life Safety

City Council Goal: Safe, clean and beautiful.

Return on Investment (ROI) Considerations

Payback Period (ROI): Project will enhance the quality of life or quality of governmental services for our citizens.

Financial Information

Funding Sources

Funding Type	FY 2023-24	FY 2024-25	FY 2025-26	FY 2026-27	FY 2027-28
Interfund Transfer from #001	\$ -	\$ 350,000	\$ -	\$ -	
Totals	\$ -	\$ 350,000	\$ -	\$ -	\$ -

Capital Project Expenditures/Expenses

Activity	FY 2023-24	FY 2024-25	FY 2025-26	FY 2026-27	FY 2027-28
PD Mobile Command Post	\$ -	\$ 350,000	\$ -	\$ -	
Totals	\$ -	\$ 350,000	\$ -	\$ -	\$ -

Impact on Operational Expenditures/Expenses

Activity	FY 2023-24	FY 2024-25	FY 2025-26	FY 2026-27	FY 2027-28
	\$ -	\$ -	\$ -	\$ -	\$ -
Totals	\$ -	\$ -	\$ -	\$ -	\$ -

CITY OF PORT ST. LUCIE - NEW PROJECT CAPITAL IMPROVEMENT PROJECT REQUEST FORM



PROJECT TYPE: PROJECT TYPE:

NEW PROJECT

PROJECT CHANGE/UPDATE

Department/Division: Police Dept/2105
Contact Person: John Bolduc
Phone #/Extension: Ext. 4278
Fund Number: 301-2105-5620

N/A

Project Title: Animal Control Annex

Amount Spent-to-Date: \$ -

Project Justification

Project Description & Scope: The purpose of this project is to construct a Police Building to comfortably accommodate 25 to 30 employees to perform various Police duties.

Purpose: Life Safety

City Council Goal: Safe, clean and beautiful.

Return on Investment (ROI) Considerations

Payback Period (ROI): Project will enhance the quality of life or quality of governmental services for our citizens.

Financial Information

Funding Sources

Funding Type	FY 2023-24	FY 2024-25	FY 2025-26	FY 2026-27	FY 2027-28
Interfund Transfer from #001	\$ 150,000	\$ 1,350,000	\$ -	\$ -	
Totals	\$ 150,000	\$ 1,350,000	\$ -	\$ -	\$ -

Capital Project Expenditures/Expenses

Activity	FY 2023-24	FY 2024-25	FY 2025-26	FY 2026-27	FY 2027-28
Design	\$ 150,000	\$ -	\$ -	\$ -	
Construct	\$ -	\$ 1,350,000	\$ -	\$ -	
Totals	\$ 150,000	\$ 1,350,000	\$ -	\$ -	\$ -

Impact on Operational Expenditures/Expenses

Activity	FY 2023-24	FY 2024-25	FY 2025-26	FY 2026-27	FY 2027-28
	\$ -	\$ -	\$ -	\$ -	\$ -
Totals	\$ -	\$ -	\$ -	\$ -	\$ -

CITY OF PORT ST. LUCIE - **NEW PROJECT** CAPITAL IMPROVEMENT PROJECT REQUEST FORM



PROJECT TYPE: PROJECT TYPE:

NEW PROJECT

PROJECT CHANGE/UPDATE

Department/Division: Police Dept/2105
Contact Person: John Bolduc
Phone #/Extension: Ext. 4278
Fund Number: 301-2105-5620

N/A

Project Title: PD Evidence Storage Facility (Offsite)

Amount Spent-to-Date: \$ -

Project Justification

Project Description & Scope: The purpose of the project is to construct an inside Evidence storage facility (offsite) capable of storing and preserving

Purpose: Life Safety

City Council Goal: Safe, clean and beautiful.

Return on Investment (ROI) Considerations

Payback Period (ROI): Project will enhance the quality of life or quality of governmental services for our citizens.

Financial Information

Funding Sources

Funding Type	FY 2023-24	FY 2024-25	FY 2025-26	FY 2026-27	FY 2027-28
Interfund Transfer from #001	\$ 225,000	\$ -	\$ -	\$ -	
Totals	\$ 225,000	\$ -	\$ -	\$ -	\$ -

Capital Project Expenditures/Expenses

Activity	FY 2023-24	FY 2024-25	FY 2025-26	FY 2026-27	FY 2027-28
PD Mobile Command Post	\$ 225,000	\$ -	\$ -	\$ -	
Totals	\$ 225,000	\$ -	\$ -	\$ -	\$ -

Impact on Operational Expenditures/Expenses

Activity	FY 2023-24	FY 2024-25	FY 2025-26	FY 2026-27	FY 2027-28
	\$ -	\$ -	\$ -	\$ -	\$ -
Totals	\$ -	\$ -	\$ -	\$ -	\$ -

CITY OF PORT ST. LUCIE - **NEW PROJECT** CAPITAL IMPROVEMENT PROJECT REQUEST FORM



PROJECT TYPE: PROJECT TYPE:

NEW PROJECT

PROJECT CHANGE/UPDATE

Department/Division: Office of Solid Waste
Contact Person: Mariana Feldpausch
Phone #/Extension: 772-871-5258
Fund Number: 301-3410

Project Title: Cameo Drop-off Site Improvements

Amount Spent-to-Date: \$



Project Justification

Project Description & Scope: Provide electricity, water, and sewer to Cameo drop-off site and installing a concrete pavement location for a debris staging area.

Purpose: Life Safety

City Council Goal: High-quality infrastructure and facilities.

Return on Investment (ROI) Considerations

Payback Period (ROI): Project will enhance the quality of life or quality of governmental services for our citizens.

Financial Information

Funding Sources

Funding Type	FY 2023-24	FY 2024-25	FY 2025-26	FY 2026-27	FY 2027-28
Interfund Transfer/Solid Waste Fund	\$ 800,000	\$ -	\$ -	\$ -	
Totals	\$ 800,000	\$ -	\$ -	\$ -	\$ -

Capital Project Expenditures/Expenses

Activity	FY 2023-24	FY 2024-25	FY 2025-26	FY 2026-27	FY 2027-28
Construction	\$ 800,000	\$ -	\$ -	\$ -	
Totals	\$ 800,000	\$ -	\$ -	\$ -	\$ -

Impact on Operational Expenditures/Expenses

Activity	FY 2023-24	FY 2024-25	FY 2025-26	FY 2026-27	FY 2027-28
Water, Sewer and Electric	\$ -	\$ 500	\$ 500	\$ 500	\$ 500
Totals	\$ -	\$ 500	\$ 500	\$ 500	\$ 500

CITY OF PORT ST. LUCIE CAPITAL IMPROVEMENT PROJECT REQUEST FORM



PROJECT TYPE: NEW PROJECT PROJECT CHANGE/UPDATE

Department/Division: Facilities Maintenance / 4135
Contact Person: Roger Jacob
Phone #/Extension: 772-281-9252
Fund Number: 301

Project Title: Building B Standby Chiller Replacement

Amount Spent-to-date: \$ -



Project Justification

Project Description & Scope: The standby chiller is reaching the end of its useful service life and is used to provide air conditioning if the chiller plant shuts down for any reason.

Purpose: Best Practices/Industry Standards

City Council Goal: High-quality infrastructure and facilities.

Return on Investment (ROI) Considerations

Payback Period (ROI): Project will enhance the quality of life or quality of governmental services for our citizens.

Financial Information

Funding Sources

Funding Type	FY 2023-24	FY 2024-25	FY 2025-26	FY 2026-27	FY 2027-28
Reserves	\$ -	\$ -	\$ 200,000	\$ -	\$ -
Totals	\$ -	\$ -	\$ 200,000	\$ -	\$ -

Capital Project Expenditures/Expenses

Activity	FY 2023-24	FY 2024-25	FY 2025-26	FY 2026-27	FY 2027-28
Standby Chiller Replacement	\$ -	\$ -	\$ 200,000	\$ -	\$ -
Totals	\$ -	\$ -	\$ 200,000	\$ -	\$ -

Impact on Operational Expenditures/Expenses

Activity	FY 2023-24	FY 2024-25	FY 2025-26	FY 2026-27	FY 2027-28
Estimated Energy Savings	\$ -	\$ -	\$ (2,000)	\$ (2,000)	\$ (2,000)
Totals	\$ -	\$ -	\$ (2,000)	\$ (2,000)	\$ (2,000)

CITY OF PORT ST. LUCIE CAPITAL IMPROVEMENT PROJECT REQUEST FORM



PROJECT TYPE:

NEW PROJECT

PROJECT CHANGE/UPDATE

Department/Division: Facilities Maintenance / 4135
Contact Person: Roger Jacob
Phone #/Extension: 772-281-9252
Fund Number: 301



Project Title: LED Lighting Upgrade for M.F.E.C. Parking Garage

Amount Spent-to-date: \$ -

Project Justification

Project Description & Scope: LED lighting upgrades will be energy efficient. This shall be coordinated with the structural repair work.

Purpose: Best Practices/Industry Standards

City Council Goal: High-quality infrastructure and facilities.

Return on Investment (ROI) Considerations

Payback Period (ROI): Project will enhance the quality of life or quality of governmental services for our citizens.

Financial Information

Funding Sources

Funding Type	FY 2023-24	FY 2024-25	FY 2025-26	FY 2026-27	FY 2027-28
Interfund Transfer from General Fund	\$ 100,000	\$ 100,000	\$ -	\$ -	\$ -
Totals	\$ 100,000	\$ 100,000	\$ -	\$ -	\$ -

Capital Project Expenditures/Expenses

Activity	FY 2023-24	FY 2024-25	FY 2025-26	FY 2026-27	FY 2027-28
Parking Garage LED Lighting Upgrades	\$ 100,000	\$ 100,000	\$ -	\$ -	\$ -
Totals	\$ 100,000	\$ 100,000	\$ -	\$ -	\$ -

Impact on Operational Expenditures/Expenses

Activity	FY 2023-24	FY 2024-25	FY 2025-26	FY 2026-27	FY 2027-28
Estimated Maintenance & Energy Savings	\$ (5,000)	\$ (10,000)	\$ (10,000)	\$ (10,000)	\$ (10,000)
Totals	\$ (5,000)	\$ (10,000)	\$ (10,000)	\$ (10,000)	\$ (10,000)

CITY OF PORT ST. LUCIE CAPITAL IMPROVEMENT PROJECT REQUEST FORM



PROJECT TYPE: NEW PROJECT PROJECT CHANGE/UPDATE

Department/Division: Facilities Maintenance / 4135
Contact Person: Roger Jacob
Phone #/Extension: 772-281-9252
Fund Number: 301



Project Title: Structural Repairs and Sealing for M.F.E.C.
 Parking Garage
Amount Spent-to-date: \$ -

Project Justification

Project Description & Scope: Repair structural deficiencies include sealing and waterproofing to extend service life of parking garage.

Purpose: Best Practices/Industry Standards

City Council Goal: High-quality infrastructure and facilities.

Return on Investment (ROI) Considerations

Payback Period (ROI): Project will enhance the quality of life or quality of governmental services for our citizens.

Financial Information

Funding Sources

Funding Type	FY 2023-24	FY 2024-25	FY 2025-26	FY 2026-27	FY 2027-28
Interfund Transfer	500,000	500,000	500,000	500,000	500,000
Totals	\$ 500,000	\$ 500,000	\$ 500,000	\$ 500,000	\$ 500,000

Capital Project Expenditures/Expenses

Activity	FY 2023-24	FY 2024-25	FY 2025-26	FY 2026-27	FY 2027-28
Structural Repairs	500,000	500,000	500,000	500,000	500,000
Totals	\$ 500,000	\$ 500,000	\$ 500,000	\$ 500,000	\$ 500,000

Impact on Operational Expenditures/Expenses

Activity	FY 2023-24	FY 2024-25	FY 2025-26	FY 2026-27	FY 2027-28
	\$ -	\$ -	\$ -	\$ -	\$ -
Totals	\$ -	\$ -	\$ -	\$ -	\$ -

CITY OF PORT ST. LUCIE - **NEW PROJECT** CAPITAL IMPROVEMENT PROJECT REQUEST FORM



PROJECT TYPE: NEW PROJECT PROJECT CHANGE/UPDATE

Department/Division: Facilities Maintenance / 4135
Contact Person: Roger Jacob
Phone #/Extension: 772-281-9252
Fund Number: 301

Project Title: Police Building Impact Glass Installation

Amount Spent-to-date: \$ -



Project Justification

Project Description & Scope: Impact glass installation will extend the life of the building and will eliminate the need and maintenance of hurricane shutters.

Purpose: Best Practices/Industry Standards

City Council Goal: High-quality infrastructure and facilities.

Return on Investment (ROI) Considerations

Payback Period (ROI): Project will enhance the quality of life or quality of governmental services for our citizens.

Financial Information

Funding Sources

Funding Type	FY 2023-24	FY 2024-25	FY 2025-26	FY 2026-27	FY 2027-28
Interfund Transfer from General Fund	\$ -	\$ 1,000,000	\$ 1,000,000		\$ -
Totals	\$ -	\$ 1,000,000	\$ 1,000,000	\$ -	\$ -

Capital Project Expenditures/Expenses

Activity	FY 2023-24	FY 2024-25	FY 2025-26	FY 2026-27	FY 2027-28
Impact Glass Installation	\$ -	\$ 360,000	\$ 360,000		\$ -
Totals	\$ -	\$ 360,000	\$ 360,000	\$ -	\$ -

Impact on Operational Expenditures/Expenses

Activity	FY 2023-24	FY 2024-25	FY 2025-26	FY 2026-27	FY 2027-28
Estimated Energy Savings	\$ -	\$ (5,000)	\$ (10,000)	\$ (10,000)	\$ (10,000)
Totals	\$ -	\$ (5,000)	\$ (10,000)	\$ (10,000)	\$ (10,000)

CITY OF PORT ST. LUCIE - **NEW PROJECT** CAPITAL IMPROVEMENT PROJECT REQUEST FORM



PROJECT TYPE: NEW PROJECT PROJECT CHANGE/UPDATE

Department/Division: Facilities Maintenance / 4135
Contact Person: Roger Jacob
Phone #/Extension: 772-281-9252
Fund Number: 301

Project Title: Police Building Standby Chiller Replacement



Amount Spent-to-Date: \$ -

Project Justification

Project Description & Scope: The standby chiller is reaching the end of its useful service life and is used to provide air conditioning if the chiller plant shuts down for any reason.

Purpose: Best Practices/Industry Standards

City Council Goal: High-quality infrastructure and facilities.

Return on Investment (ROI) Considerations

Payback Period (ROI): Project will enhance the quality of life or quality of governmental services for our citizens.

Financial Information

Funding Sources

Funding Type	FY 2023-24	FY 2024-25	FY 2025-26	FY 2026-27	FY 2027-28
Interfund Transfer from General Fund	\$ -	\$ -	\$ 150,000	\$ -	\$ -
Totals	\$ -	\$ -	\$ 150,000	\$ -	\$ -

Capital Project Expenditures/Expenses

Activity	FY 2023-24	FY 2024-25	FY 2025-26	FY 2026-27	FY 2027-28
Standby Chiller Replacement	\$ -	\$ -	\$ 150,000	\$ -	\$ -
Totals	\$ -	\$ -	\$ 150,000	\$ -	\$ -

Impact on Operational Expenditures/Expenses

Activity	FY 2023-24	FY 2024-25	FY 2025-26	FY 2026-27	FY 2027-28
Estimated Energy Savings	\$ -	\$ -	\$ -	\$ (2,000)	\$ (2,000)
Totals	\$ -	\$ -	\$ -	\$ (2,000)	\$ (2,000)

CITY OF PORT ST. LUCIE CAPITAL IMPROVEMENT PROJECT REQUEST FORM



PROJECT TYPE: NEW PROJECT PROJECT CHANGE/UPDATE

Department/Division: Facilities Maintenance / 4135
Contact Person: Roger Jacob
Phone #/Extension: 772-281-9252
Fund Number: 301



Project Title: HVAC Controls and Upgrades for M.F.E.C.

Amount Spent-to-Date:

Project Justification

Project Description & Scope: Upgrading the HVAC systems controls will allow the building to work more effectively and efficiently.
Purpose: Best Practices/Industry Standards
City Council Goal: High-quality infrastructure and facilities.

Return on Investment (ROI) Considerations

Payback Period (ROI): Project will enhance the quality of life or quality of governmental services for our citizens.

Financial Information

Funding Sources

Funding Type	FY 2023-24	FY 2024-25	FY 2025-26	FY 2026-27	FY 2027-28
Interfund Transfer from General Fund	\$ -	\$ -	\$ 120,000	\$ -	\$ -
Totals	\$ -	\$ -	\$ 120,000	\$ -	\$ -

Capital Project Expenditures/Expenses

Activity	FY 2023-24	FY 2024-25	FY 2025-26	FY 2026-27	FY 2027-28
HVAC Controls Upgrades & Integration	\$ -	\$ -	\$ 120,000	\$ -	\$ -
Totals	\$ -	\$ -	\$ 120,000	\$ -	\$ -

Impact on Operational Expenditures/Expenses

Activity	FY 2023-24	FY 2024-25	FY 2025-26	FY 2026-27	FY 2027-28
Estimated Energy Savings	\$ -	\$ -	\$ -	\$ (10,000)	\$ (10,000)
Totals	\$ -	\$ -	\$ -	\$ (10,000)	\$ (10,000)

CITY OF PORT ST. LUCIE CAPITAL IMPROVEMENT PROJECT REQUEST FORM



PROJECT TYPE: NEW PROJECT PROJECT CHANGE/UPDATE

Department/Division: Facilities Maintenance / 4135
Contact Person: Roger Jacob
Phone #/Extension: 772-281-9252
Fund Number: 301



Project Title: Air Handler Replacements at City Hall

Amount Spent-to-date: \$ -

Project Justification

Project Description & Scope: The units will have reached the end of their useful service life.

Purpose: Best Practices/Industry Standards

City Council Goal: High-quality infrastructure and facilities.

Return on Investment (ROI) Considerations

Payback Period (ROI): Project will enhance the quality of life or quality of governmental services for our citizens.

Financial Information

Funding Sources

Funding Type	FY 2023-24	FY 2024-25	FY 2025-26	FY 2026-27	FY 2027-28
Interfund Transfer from General Fund	\$ -	\$ 130,000	\$ 130,000	\$ 195,000	\$ -
Totals	\$ -	\$ 130,000	\$ 130,000	\$ 195,000	\$ -

Capital Project Expenditures/Expenses

Activity	FY 2023-24	FY 2024-25	FY 2025-26	FY 2026-27	FY 2027-28
Chilled Water Air Handler Unit Replacement (6EA.) \$50,000 each.	\$ -	\$ 130,000	\$ 130,000	\$ 195,000	\$ -
Totals	\$ -	\$ 130,000	\$ 130,000	\$ 195,000	\$ -

Impact on Operational Expenditures/Expenses

Activity	FY 2023-24	FY 2024-25	FY 2025-26	FY 2026-27	FY 2027-28
Energy Efficiency	\$ -	\$ -	\$ (5,000)	\$ (10,000)	\$ (18,000)
Totals	\$ -	\$ -	\$ (5,000)	\$ (10,000)	\$ (18,000)

CITY OF PORT ST. LUCIE CAPITAL IMPROVEMENT PROJECT REQUEST FORM



PROJECT TYPE: NEW PROJECT PROJECT CHANGE/UPDATE

Department/Division: Facilities Maintenance / 4135
Contact Person: Roger Jacob
Phone #/Extension: 772-281-9252
Fund Number: 301

Project Title: Roof Coating on Membrane Roofing at M.F.E.C.



Amount Spent-to-Date: \$ -

Project Justification

Project Description & Scope: The membrane roofing and joints will have reached the end of their service life and need to be coated. The non-functional solar panels need to be removed to facilitate the re-coating.

Purpose: Best Practices/Industry Standards

City Council Goal: High-quality infrastructure and facilities.

Return on Investment (ROI) Considerations

Payback Period (ROI): Project will enhance the quality of life or quality of governmental services for our citizens.

Financial Information

Funding Sources

Funding Type	FY 2023-24	FY 2024-25	FY 2025-26	FY 2026-27	FY 2027-28
Interfund Transfer from G.F.	\$ -	\$ -	\$ 225,000	\$ -	\$ -
Totals	\$ -	\$ -	\$ 225,000	\$ -	\$ -

Capital Project Expenditures/Expenses

Activity	FY 2023-24	FY 2024-25	FY 2025-26	FY 2026-27	FY 2027-28
Remove Solar Panels & Install Roof Coating on all membrane roofing	\$ -	\$ -	\$ 225,000	\$ -	\$ -
Totals	\$ -	\$ -	\$ 225,000	\$ -	\$ -

Impact on Operational Expenditures/Expenses

Activity	FY 2023-24	FY 2024-25	FY 2025-26	FY 2026-27	FY 2027-28
	\$ -	\$ -	\$ -	\$ -	\$ -
Totals	\$ -	\$ -	\$ -	\$ -	\$ -

CITY OF PORT ST. LUCIE CAPITAL IMPROVEMENT PROJECT REQUEST FORM



PROJECT TYPE: NEW PROJECT PROJECT CHANGE/UPDATE



Department/Division: Facilities Maintenance / 4135
Contact Person: Roger Jacob
Phone #/Extension: 772-281-9252
Fund Number: 301

Project Title: City Hall Standby Chiller Replacement

Amount Spent-to-date: \$ -

Project Justification

Project Description & Scope: The standby chiller is reaching the end of its useful service life and is used to provide air conditioning if the chiller plant shuts down for any reason.

Purpose: Best Practices/Industry Standards

City Council Goal: High-quality infrastructure and facilities.

Return on Investment (ROI) Considerations

Payback Period (ROI): Project will enhance the quality of life or quality of governmental services for our citizens.

Financial Information

Funding Sources

Funding Type	FY 2023-24	FY 2024-25	FY 2025-26	FY 2026-27	FY 2027-28
Interfund Transfer from General Fund	\$ -	\$ -	\$ 200,000	\$ -	\$ -
Totals	\$ -	\$ -	\$ 200,000	\$ -	\$ -

Capital Project Expenditures/Expenses

Activity	FY 2023-24	FY 2024-25	FY 2025-26	FY 2026-27	FY 2027-28
Standby Chiller Replacement	\$ -	\$ -	\$ 200,000	\$ -	\$ -
Totals	\$ -	\$ -	\$ 200,000	\$ -	\$ -

Impact on Operational Expenditures/Expenses

Activity	FY 2023-24	FY 2024-25	FY 2025-26	FY 2026-27	FY 2027-28
Estimated Energy Savings	\$ -	\$ -	\$ (2,000)	\$ (2,000)	\$ (2,000)
Totals	\$ -	\$ -	\$ (2,000)	\$ (2,000)	\$ (2,000)

CITY OF PORT ST. LUCIE CAPITAL IMPROVEMENT PROJECT REQUEST FORM




PROJECT TYPE: NEW PROJECT PROJECT CHANGE/UPDATE

Department/Division: Facilities Maintenance / 4135
Contact Person: Roger Jacob
Phone #/Extension: 772-281-9252
Fund Number: 301

Project Title: LED Lighting Upgrade (Interior City Hall)

Amount Spent-to-date: \$ -



Project Justification

Project Description & Scope: LED Lighting will provide more energy efficiency.

Purpose: Best Practices/Industry Standards

City Council Goal: High-quality infrastructure and facilities.

Return on Investment (ROI) Considerations

Payback Period (ROI): Project will enhance the quality of life or quality of governmental services for our citizens.

Financial Information

Funding Sources

Funding Type	FY 2023-24	FY 2024-25	FY 2025-26	FY 2026-27	FY 2027-28
Interfund Transfer from G.F.	\$ -	\$ 150,000	\$ -	\$ -	\$ -
Totals	\$ -	\$ 150,000	\$ -	\$ -	\$ -

Capital Project Expenditures/Expenses

Activity	FY 2023-24	FY 2024-25	FY 2025-26	FY 2026-27	FY 2027-28
LED Lighting Upgrades	\$ -	\$ 150,000	\$ -	\$ -	\$ -
Totals	\$ -	\$ 150,000	\$ -	\$ -	\$ -

Impact on Operational Expenditures/Expenses

Activity	FY 2023-24	FY 2024-25	FY 2025-26	FY 2026-27	FY 2027-28
Estimated Energy Savings	\$ -	\$ (15,000)	\$ (15,000)	\$ (15,000)	\$ (15,000)
Totals	\$ -	\$ (15,000)	\$ (15,000)	\$ (15,000)	\$ (15,000)

CITY OF PORT ST. LUCIE CAPITAL IMPROVEMENT PROJECT REQUEST FORM




PROJECT TYPE: NEW PROJECT PROJECT CHANGE/UPDATE

Department/Division: Facilities Maintenance / 4135
Contact Person: Roger Jacob
Phone #/Extension: 772-281-9252
Fund Number: 301-4135

Project Title: Police Department LED Lighting Upgrade

Amount Spent-to-date: \$ -



Project Justification

Project Description & Scope: LED Lighting will provide more energy efficiency.

Purpose: Best Practices/Industry Standards

City Council Goal: High-quality infrastructure and facilities.

Return on Investment (ROI) Considerations

Payback Period (ROI): Project will enhance the quality of life or quality of governmental services for our citizens.

Financial Information

Funding Sources

Funding Type	FY 2023-24	FY 2024-25	FY 2025-26	FY 2026-27	FY 2027-28
Interfund Transfer from General Fund	\$ -	\$ -	\$ -	\$ 380,000	\$ -
Totals	\$ -	\$ -	\$ -	\$ 380,000	\$ -

Capital Project Expenditures/Expenses

Activity	FY 2023-24	FY 2024-25	FY 2025-26	FY 2026-27	FY 2027-28
LED Lighting Upgrades	\$ -	\$ -	\$ -	\$ 380,000	\$ -
Totals	\$ -	\$ -	\$ -	\$ 380,000	\$ -

Impact on Operational Expenditures/Expenses

Activity	FY 2023-24	FY 2024-25	FY 2025-26	FY 2026-27	FY 2027-28
Estimated Energy Savings	\$ -	\$ -	\$ -	\$ -	\$ (12,000)
Totals	\$ -	\$ -	\$ -	\$ -	\$ (12,000)

CITY OF PORT ST. LUCIE - **NEW PROJECT** CAPITAL IMPROVEMENT PROJECT REQUEST FORM



PROJECT TYPE: NEW PROJECT PROJECT CHANGE/UPDATE

Department/Division: Facilities Maintenance / 4135
Contact Person: Roger Jacob
Phone #/Extension: 772-281-9252
Fund Number: 301



EXISTING CAMPUS PLAN

Project Title: Main Parking Garage - City Hall Complex
Parking Enhancement

Amount Spent-to-Date: \$ -

Project Justification

Project Description & Scope: Design a five-level precast concrete parking garage within the City Complex for 525 parking spaces.

Purpose: Policy Directives

City Council Goal: High-quality infrastructure and facilities.

Return on Investment (ROI) Considerations

Payback Period (ROI): Project will enhance the quality of life or quality of governmental services for our citizens.

Financial Information

Funding Sources

Funding Type	FY 2023-24	FY 2024-25	FY 2025-26	FY 2026-27	FY 2027-28
Bond Proceeds	\$ 1,350,000	\$ -	\$ 12,150,000	\$ -	\$ -
Totals	\$ 1,350,000	\$ -	\$ 12,150,000	\$ -	\$ -

Capital Project Expenditures/Expenses

Activity	FY 2023-24	FY 2024-25	FY 2025-26	FY 2026-27	FY 2027-28
Design	\$ 1,350,000	\$ -	\$ -	\$ -	\$ -
Construction	\$ -	\$ -	\$ 12,150,000	\$ -	\$ -
Totals	\$ 1,350,000	\$ -	\$ 12,150,000	\$ -	\$ -

Impact on Operational Expenditures/Expenses

Activity	FY 2023-24	FY 2024-25	FY 2025-26	FY 2026-27	FY 2027-28
	\$ -	\$ -	\$ -	\$ -	\$ -
Totals	\$ -	\$ -	\$ -	\$ -	\$ -

CITY OF PORT ST. LUCIE - **NEW PROJECT** CAPITAL IMPROVEMENT PROJECT REQUEST FORM



PROJECT TYPE: NEW PROJECT PROJECT CHANGE/UPDATE

Department/Division: Facilities Maintenance / 4135
Contact Person: Roger Jacob
Phone #/Extension: 772-281-9252
Fund Number: 301



Project Title: City Hall Expansion Project

Amount Spent-to-Date: \$ -

Project Justification

Project Description & Scope: Design and Construct three story addition to City Hall (31,212 square feet). Design in FY 27/28 & Construction in FY 28/29.

Purpose: Best Practices

City Council Goal: High-quality infrastructure and facilities.

Return on Investment (ROI) Considerations

Payback Period (ROI): Project will enhance the quality of life or quality of governmental services for our citizens.

Financial Information

Funding Sources

Funding Type	FY 2023-24	FY 2024-25	FY 2025-26	FY 2026-27	FY 2027-28
Bond Proceeds	\$ -	\$ -	\$ -	\$ -	\$ 1,100,000
Totals	\$ -	\$ -	\$ -	\$ -	\$ 1,100,000

Capital Project Expenditures/Expenses

Activity	FY 2023-24	FY 2024-25	FY 2025-26	FY 2026-27	FY 2027-28
Design	\$ -	\$ -	\$ -	\$ -	\$ 1,100,000
Totals	\$ -	\$ -	\$ -	\$ -	\$ 1,100,000

Impact on Operational Expenditures/Expenses

Activity	FY 2023-24	FY 2024-25	FY 2025-26	FY 2026-27	FY 2027-28
	\$ -	\$ -	\$ -	\$ -	\$ -
Totals	\$ -	\$ -	\$ -	\$ -	\$ -

CITY OF PORT ST. LUCIE CAPITAL IMPROVEMENT PROJECT REQUEST FORM



PROJECT TYPE: NEW PROJECT PROJECT CHANGE/UPDATE

Department/Division: Parks & Recreation /CRA 7210
Contact Person: Kelly Boatwright
Phone #/Extension: X5099
Fund Number: 301-7210

Project Title: The Port South Project - Master Sheet
Project Number: N/A
Amount Spent-to-date: \$ -



Project Justification

Project Description & Scope:

The Port South Project is comprised of several individual project elements that stretch from the Westmoreland property heading north to the City-owned Veterans Park at Rivergate. The City previously relocated and has begun the refurbishment of two historic structures. The construction of a pedestrian boardwalk with daytime boat docking slips is currently underway. Ultimately, the boardwalk will pass underneath the PSL Blvd bridge and connect to the existing boardwalk at Tom Hooper Park. Future phases of the project include design and construction of a destination playground, as well as upland park improvements, including a pad-ready site for a future restaurant. The project will also include public access improvements to the Conservation Tract to include a wetland crossing, walking trails and additional boardwalk connections. Future phases also identify construction of a dock along both sides of the Rivergate Canal that will provide pedestrian access to the Port, the Promenade, and allow for temporary mooring of vessels so that visitors can travel by boat to access the Port and neighboring restaurants.

Purpose: Policy Directives

City Council Goal: Culture, nature and fun activities.

Return on Investment (ROI) Considerations

Payback Period (ROI): Project will enhance the quality of life or quality of governmental services for our citizens.

Financial Information

Funding Sources

Funding Type	FY 2023-24	FY 2024-25	FY 2025-26	FY 2026-27	FY 2027-28
Use of Reserves	\$ 200,000	\$ -	\$ -	\$ -	\$ -
Interfund Transfer from General Fund	300,000	-	-	-	-
Transfer from 307	1,000,000				
Totals	\$ 1,500,000	\$ -	\$ -	\$ -	\$ -

Capital Project Expenditures/Expenses

Activity	FY 2023-24	FY 2024-25	FY 2025-26	FY 2026-27	FY 2027-28
The Port- Historic Homes	\$ 650,000		\$ -	\$ -	\$ -
Boardwalk under PSL	200,000				
Playground	100,000				
Middle Parcel Improvements	450,000				
Conservation Tract Improvements	100,000				
Totals	\$ 1,500,000	\$ -	\$ -	\$ -	\$ -

Impact on Operational Expenditures/Expenses

Activity	FY 2023-24	FY 2024-25	FY 2025-26	FY 2026-27	FY 2027-28
Maintenance	\$ 60,500	\$ 16,000	\$ 11,000	\$ 1,000	\$ 1,000
Operating and New Staff	120,000	124,800	128,544	132,400	136,372
Totals	\$ 180,500	\$ 140,800	\$ 139,544	\$ 133,400	\$ 137,372

CITY OF PORT ST. LUCIE CAPITAL IMPROVEMENT PROJECT REQUEST FORM



PROJECT TYPE: NEW PROJECT PROJECT CHANGE/UPDATE

Department/Division: Parks & Recreation /CRA 7210
Contact Person: Kelly Boatwright
Phone #/Extension: X5099
Fund Number:

Project Title: The Port - Historic Homes Sub Sheets
Project Number:
Amount Spent-to-date: \$ -



Project Justification

Project Description & Scope: Continued refurbishment of historic structures.

Purpose: Policy Directives

City Council Goal: Culture, nature and fun activities.

Return on Investment (ROI) Considerations

Payback Period (ROI): Project will enhance the quality of life or quality of governmental services for our citizens.

Financial Information

Funding Sources

Funding Type	FY 2023-24	FY 2024-25	FY 2025-26	FY 2026-27	FY 2027-28
Use of Reserves	\$ 200,000	\$ -	\$ -	\$ -	\$ -
Interfund Transfer#307	\$ 150,000				
Interfund Transfer #151	300,000	-	-	-	-
Totals	\$ 650,000	\$ -	\$ -	\$ -	\$ -

Capital Project Expenditures/Expenses

Activity	FY 2023-24	FY 2024-25	FY 2025-26	FY 2026-27	FY 2027-28
Design	\$ 50,000	\$ -	\$ -	\$ -	\$ -
Construction	600,000	-	-	-	-
Totals	\$ 650,000	\$ -	\$ -	\$ -	\$ -

Impact on Operational Expenditures/Expenses

Activity	FY 2023-24	FY 2024-25	FY 2025-26	FY 2026-27	FY 2027-28
Maintenance	\$ 15,000	\$ 15,000	\$ -	\$ -	\$ -
Totals	\$ 15,000	\$ 15,000	\$ -	\$ -	\$ -

CITY OF PORT ST. LUCIE CAPITAL IMPROVEMENT PROJECT REQUEST FORM



PROJECT TYPE: NEW PROJECT PROJECT CHANGE/UPDATE

Department/Division: Parks & Recreation /CRA 7210
Contact Person: Kelly Boatwright
Phone #/Extension: X5099
Fund Number:

Project Title: The Port - Boardwalk Construction under PSL Blvd Bridge Sub-Sheet

Project Number:
Amount Spent-to-date: \$ -



Project Justification

Project Description & Scope: Construction of The Port Boardwalk adjacent to City-owned Westmoreland properties. Boardwalk Connection from Bridge Plaza to Tom Hooper Park.

Purpose: Policy Directives

City Council Goal: Culture, nature and fun activities.

Return on Investment (ROI) Considerations

Payback Period (ROI): Project will enhance the quality of life or quality of governmental services for our citizens.

Financial Information

Funding Sources

Funding Type	FY 2023-24	FY 2024-25	FY 2025-26	FY 2026-27	FY 2027-28
Interfund Transfer 307	\$ 200,000	\$ -	\$ -	\$ -	\$ -
Totals	\$ 200,000	\$ -	\$ -	\$ -	\$ -

Capital Project Expenditures/Expenses

Activity	FY 2023-24	FY 2024-25	FY 2025-26	FY 2026-27	FY 2027-28
Construction	\$ 200,000	\$ -	\$ -	\$ -	\$ -
Totals	\$ 200,000	\$ -	\$ -	\$ -	\$ -

Impact on Operational Expenditures/Expenses

Activity	FY 2023-24	FY 2024-25	FY 2025-26	FY 2026-27	FY 2027-28
Maintenance	\$ 5,000	\$ 5,000	\$ -	\$ -	\$ -
Totals	\$ 5,000	\$ 5,000	\$ -	\$ -	\$ -

CITY OF PORT ST. LUCIE CAPITAL IMPROVEMENT PROJECT REQUEST FORM



PROJECT TYPE: NEW PROJECT PROJECT CHANGE/UPDATE

Department/Division: Parks & Recreation /CRA 7210
Contact Person: Kelly Boatwright
Phone #/Extension: X5099
Fund Number:

Project Title: The Port - Playground & Placemaker

Project Number:
Amount Spent-to-date: \$ -



Project Justification

Project Description & Scope: A Placemaker will provide concepts for destination location park playground design/amenities.

Purpose: Policy Directives

City Council Goal: Culture, nature and fun activities.

Return on Investment (ROI) Considerations

Payback Period (ROI): Project will enhance the quality of life or quality of governmental services for our citizens.

Financial Information

Funding Sources					
Funding Type	FY 2023-24	FY 2024-25	FY 2025-26	FY 2026-27	FY 2027-28
Grants	\$ -	\$ -	\$ -	\$ -	\$ -
Interfund Transfer #307	100,000	-	-	-	-
Totals	\$ 100,000	\$ -	\$ -	\$ -	\$ -

Capital Project Expenditures/Expenses					
Activity	FY 2023-24	FY 2024-25	FY 2025-26	FY 2026-27	FY 2027-28
Design	\$ -	\$ -	\$ -	\$ -	\$ -
Construction	100,000	-	-	-	-
Totals	\$ 100,000	\$ -	\$ -	\$ -	\$ -

Impact on Operational Expenditures/Expenses					
Activity	FY 2023-24	FY 2024-25	FY 2025-26	FY 2026-27	FY 2027-28
Maintenance	1,000	1,000	1,000	1,000	\$ -
001-7210 Staff 2 FT	120,000	120,000	120,000	120,000	120,000
Totals	\$ 121,000	\$ 121,000	\$ 121,000	\$ 121,000	\$ 121,000

CITY OF PORT ST. LUCIE CAPITAL IMPROVEMENT PROJECT REQUEST FORM



PROJECT TYPE: NEW PROJECT PROJECT CHANGE/UPDATE

Department/Division: Parks & Recreation /CRA 7210
Contact Person: Kelly Boatwright
Phone #/Extension: X5099
Fund Number:

Project Title: The Port - Middle Parcel Improvements

Project Number:
Amount Spent-to-date: N/A



Project Justification

Project Description & Scope: To provide park infrastructure improvements, parking & roundabout, restroom facility, site grade & development, boardwalk stage, sea wall, terrace seating and restaurant pad-ready site.

Purpose: Policy Directives

City Council Goal: Culture, nature and fun activities.

Return on Investment (ROI) Considerations

Payback Period (ROI): Project will enhance the quality of life or quality of governmental services for our citizens.

Financial Information

Funding Sources

Funding Type	FY 2023-24	FY 2024-25	FY 2025-26	FY 2026-27	FY 2027-28
Grants	\$ -	\$ -	\$ -	\$ -	\$ -
Interfund Transfer #307	450,000	-	-	-	-
Totals	\$ 450,000	\$ -	\$ -	\$ -	\$ -

Capital Project Expenditures/Expenses

Activity	FY 2023-24	FY 2024-25	FY 2025-26	FY 2026-27	FY 2027-28
Design		\$ -	\$ -	\$ -	\$ -
Construction	450,000	-	-	-	-
Totals	\$ 450,000	\$ -	\$ -	\$ -	\$ -

Impact on Operational Expenditures/Expenses

Activity	FY 2023-24	FY 2024-25	FY 2025-26	FY 2026-27	FY 2027-28
Maintenance			\$ -	\$ -	\$ -
Totals			\$ -	\$ -	\$ -

CITY OF PORT ST. LUCIE CAPITAL IMPROVEMENT PROJECT REQUEST FORM



PROJECT TYPE: NEW PROJECT PROJECT CHANGE/UPDATE

Department/Division: Parks & Recreation /CRA 7210
Contact Person: Kelly Boatwright
Phone #/Extension: X5099
Fund Number:

Project Title: The Port - Conservation Tract
Project Number: Improvements - Sub-Sheet
Amount Spent-to-date: N/A



Project Justification

Project Description & Scope: Property purchased through grant from FCT in 2002. Management plan requires property be opened to public with trails and wetland crossing. This component of the Port Project will include boardwalk from the limits of the conservation tract to the stage, walking trails and wetland crossing trail connection.

Purpose: Policy Directives

City Council Goal: Culture, nature and fun activities.

Return on Investment (ROI) Considerations

Payback Period (ROI): Project will enhance the quality of life or quality of governmental services for our citizens.

Financial Information

Funding Sources

Funding Type	FY 2023-24	FY 2024-25	FY 2025-26	FY 2026-27	FY 2027-28
(Potential FIND Grant)	\$ -	\$ -	\$ -	\$ -	\$ -
Interfund Transfer #307	100,000	-	-	-	-
Totals	\$ 100,000	\$ -	\$ -	\$ -	\$ -

Capital Project Expenditures/Expenses

Activity	FY 2023-24	FY 2024-25	FY 2025-26	FY 2026-27	FY 2027-28
Design	\$ -	\$ -	\$ -	\$ -	\$ -
Construction	100,000	-	-	-	-
Totals	\$ 100,000	\$ -	\$ -	\$ -	\$ -

Impact on Operational Expenditures/Expenses

Activity	FY 2023-24	FY 2024-25	FY 2025-26	FY 2026-27	FY 2027-28
Maintenance	\$ 5,000	\$ 5,000	\$ -	\$ -	\$ -
Totals	\$ 5,000	\$ 5,000	\$ -	\$ -	\$ -

CITY OF PORT ST. LUCIE CAPITAL IMPROVEMENT PROJECT REQUEST FORM



PROJECT TYPE: NEW PROJECT PROJECT CHANGE/UPDATE

Department/Division: Parks & Recreation / 7210
Contact Person: Kelly Boatwright
Phone #/Extension: X5099
Fund Number: 301-7210

Project Title: Citywide Trails Master
Project Number:
Amount Spent-to-date: \$ -



Project Justification

Project Description & Scope: Trails were ranked number one in the 10-Year Master Plan Needs Assessment Summary for facilities in the City. As one of the most-needed amenities, this requires a plan that will serve as a guiding document that will provide a vision for long-term trail development and an action plan for accomplishing immediate trail opportunities that can be used for recreation experiences. Working in partnership with Goal #5 Strategic Planning Initiative - Implement a Multimodal Plan, P&R was able to combine resources & use the Multimodal Plan's Suggested Projects List as the guiding document for the Trails Plan. As such, it was determined, in sequence with the newly adopted High Performance Public Spaces concept for the City, to prioritize potential trails using an approved ranking criteria to begin design and construction of the top-ranked Trails. **The three top-ranked trail corridors are Wilderness, Volucia and Peacock Trails.**

Purpose: Policy Directives
City Council Goal: Culture, nature and fun activities.

Return on Investment (ROI) Considerations

Payback Period (ROI): Project will enhance the quality of life or quality of governmental services for our citizens.

Financial Information

Funding Sources						
Funding Type	FY 2023-24	FY 2024-25	FY 2025-26	FY 2026-27	FY 2027-28	
Interfund Transfer #153	\$ -	\$ -	\$ -	\$ -	\$ -	\$ -
Interfund Transfer #151	-	-	-	-	-	-
Interfund Transfer G.F. #001	500,000	150,000				1,000,000
TPO GRANT (Awarded)	150,000	-	-	-	-	-
Totals	\$ 650,000	\$ 150,000	\$ -	\$ -	\$ -	\$ 1,000,000

Capital Project Expenditures/Expenses						
Activity	FY 2023-24	FY 2024-25	FY 2025-26	FY 2026-27	FY 2027-28	
Construction (Wilderness Trail)	\$ 500,000	\$ -	\$ -	\$ -	\$ -	\$ -
Design Volucia Trail	150,000	-	-	-	-	500,000
Design Peacock Trail	-	150,000	-	-	-	500,000
Totals	\$ 650,000	\$ 150,000	\$ -	\$ -	\$ -	\$ 1,000,000

Impact on Operational Expenditures/Expenses						
Activity	FY 2023-24	FY 2024-25	FY 2025-26	FY 2026-27	FY 2027-28	
Operating Expense-Staff Costs	\$ -	\$ -	\$ -	\$ -	\$ -	\$ -
Totals	\$ -	\$ -	\$ -	\$ -	\$ -	\$ -

CITY OF PORT ST. LUCIE CAPITAL IMPROVEMENT PROJECT REQUEST FORM



PROJECT TYPE: NEW PROJECT PROJECT CHANGE/UPDATE

Department/Division: Parks & Recreation
Contact Person: Kelly Boatwright
Phone #/Extension: X5099
Fund Number: 301-7210



Project Title: Wilderness Trail
Project Number:
Amount Spent-to-date: \$ -

Project Justification

Project Description & Scope: Trails were ranked number one in the 10-Year Master Plan Needs Assessment Summary for facilities in the City. As one of the most-needed amenities, this requires a plan that serves as a guiding document that will provide a vision for long-term trail development and an action plan for accomplishing immediate trail opportunities that can be used for recreation experiences. Working in partnership with Goal #5 Strategic Planning Initiative - Implement a Multimodal Plan, P&R was able to combine resources & use the Multimodal Plan's Suggested Projects List as the guiding document for the Trails Plan. As such, it was determined, in sequence with the newly adopted High Performance Public Spaces concept for the City, to prioritize potential trails using an approved ranking criteria to begin design and construction of the top-ranked Trails. **The three top-ranked trail corridors are Wilderness, Volucia and Peacock Trails.**

Purpose: Policy Directives
City Council Goal: Culture, nature and fun activities.

Return on Investment (ROI) Considerations

Payback Period (ROI): Project will enhance the quality of life or quality of governmental services for our citizens.

Financial Information

Funding Sources

Funding Type	FY 2023-24	FY 2024-25	FY 2025-26	FY 2026-27	FY 2027-28
(TPO Applied)	\$ -		\$ -	\$ -	\$ -
Interfund Transfer from G.F.	500,000	-	-	-	-
Totals	\$ 500,000	\$ -	\$ -	\$ -	\$ -

Capital Project Expenditures/Expenses

Activity	FY 2023-24	FY 2024-25	FY 2025-26	FY 2026-27	FY 2027-28
Construct Wilderness Trail	\$ 500,000	\$ -	\$ -	\$ -	\$ -
Totals	\$ 500,000	\$ -	\$ -	\$ -	\$ -

Impact on Operational Expenditures/Expenses

Activity	FY 2023-24	FY 2024-25	FY 2025-26	FY 2026-27	FY 2027-28
Operating Expense-Staff Costs	\$ -	\$ -	\$ -	\$ -	\$ -
Totals	\$ -	\$ -	\$ -	\$ -	\$ -

CITY OF PORT ST. LUCIE CAPITAL IMPROVEMENT PROJECT REQUEST FORM



PROJECT TYPE: NEW PROJECT PROJECT CHANGE/UPDATE

Department/Division: Parks & Recreation
Contact Person: Kelly Boatwright
Phone #/Extension: X5099
Fund Number: 301-7210

Project Title: Volucia Trail
Project Number:
Amount Spent-to-date: \$ -



Project Justification

Project Description & Scope: Trails were ranked number one in the 10-Year Master Plan Needs Assessment Summary for facilities in the City. As one of the most-needed amenities, this requires a plan that will serve as a guiding document that will provide a vision for long-term trail development and an action plan for accomplishing immediate trail opportunities that can be used for recreation experiences. Working in partnership with Goal #5 Strategic Planning Initiative - Implement a Multimodal Plan, P&R was able to combine resources & use the Multimodal Plan's Suggested Projects List as the guiding document for the Trails Plan. As such, it was determined, in sequence with the newly adopted High Performance Public Spaces concept for the City, to prioritize potential trails using an approved ranking criteria to begin design and construction of the top-ranked Trails. **The three top-ranked trail corridors are Wilderness, Volucia and Peacock Trails.**

Purpose: Policy Directives
City Council Goal: Culture, nature and fun activities.

Return on Investment (ROI) Considerations

Payback Period (ROI): Project will enhance the quality of life or quality of governmental services for our citizens.

Financial Information

Funding Sources

Funding Type	FY 2023-24	FY 2024-25	FY 2025-26	FY 2026-27	FY 2027-28
TPO GRANT (Awarded)	\$ 150,000	\$ -	\$ -	\$ -	\$ 500,000
Totals	\$ 150,000	\$ -	\$ -	\$ -	\$ 500,000

Capital Project Expenditures/Expenses

Activity	FY 2023-24	FY 2024-25	FY 2025-26	FY 2026-27	FY 2027-28
Design	\$ 150,000	\$ -	\$ -	\$ -	\$ -
Construct Volucia Trail	-	-	-	-	\$ 500,000
Totals	\$ 150,000	\$ -	\$ -	\$ -	\$ 500,000

Impact on Operational Expenditures/Expenses

Activity	FY 2023-24	FY 2024-25	FY 2025-26	FY 2026-27	FY 2027-28
Operating Expense-Staff Costs	\$ -	-	\$ -	-	\$ -
Totals	\$ -	\$ -	\$ -	\$ -	\$ -

CITY OF PORT ST. LUCIE CAPITAL IMPROVEMENT PROJECT REQUEST FORM



PROJECT TYPE: NEW PROJECT PROJECT CHANGE/UPDATE

Department/Division: Parks & Recreation
Contact Person: Kelly Boatwright
Phone #/Extension: X5099
Fund Number: 301-7210



Project Title: Peacock Trail
Project Number:
Amount Spent-to-date: \$ -

Project Justification

Project Description & Scope: Trails were ranked number one in the 10-Year Master Plan Needs Assessment Summary for facilities in the City. As one of the most-needed amenities, this requires a plan that will serve as a guiding document that will provide a vision for long-term trail development and an action plan for accomplishing immediate trail opportunities that can be used for recreation experiences. Working in partnership with Goal #5 Strategic Planning Initiative - Implement a Multimodal Plan, P&R was able to combine resources & use the Multimodal Plan's Suggested Projects List as the guiding document for the Trails Plan. As such, it was determined, in sequence with the newly adopted High Performance Public Spaces concept for the city, to prioritize potential trails using an approved ranking criteria to begin design and construction of the top-ranked Trails. **The three top-ranked trail corridors are Wilderness, Volucia and Peacock Trails.**

Purpose: Policy Directives

City Council Goal: Culture, nature and fun activities.

Return on Investment (ROI) Considerations

Payback Period (ROI): Project will enhance the quality of life or quality of governmental services for our citizens.

Financial Information

Funding Sources						
Funding Type	FY 2023-24	FY 2024-25	FY 2025-26	FY 2026-27	FY 2027-28	
Interfund Transfer	\$ -	\$ 150,000	\$ -	\$ -	\$ 500,000	
Totals	\$ -	\$ 150,000	\$ -	\$ -	\$ 500,000	

Capital Project Expenditures/Expenses						
Activity	FY 2023-24	FY 2024-25	FY 2025-26	FY 2026-27	FY 2027-28	
Design	\$ -	\$ 150,000	\$ -	\$ -	\$ -	
Construct Peacock Trail	-	-	-	-	500,000	
Totals	\$ -	\$ 150,000	\$ -	\$ -	\$ 500,000	

Impact on Operational Expenditures/Expenses						
Activity	FY 2023-24	FY 2024-25	FY 2025-26	FY 2026-27	FY 2027-28	
Operating Expense-Staff Costs	\$ -	\$ -	\$ -	\$ -	\$ -	
Totals	\$ -	\$ -	\$ -	\$ -	\$ -	

CITY OF PORT ST. LUCIE - **NEW PROJECT** CAPITAL IMPROVEMENT PROJECT REQUEST FORM



PROJECT TYPE: NEW PROJECT PROJECT CHANGE/UPDATE

Department/Division: Parks & Recreation / 7210
Contact Person: Kelly Boatwright
Phone #/Extension: X5099
Fund Number: 301

Project Title: 10-Year PSLPRD Master Plan Update
Project Number:
Amount Spent-to-date: \$ -



Project Justification

Project Description & Scope:

The Commission for Accreditation of Park and Recreation Agencies (CAPRA) Standards for National Accreditation provide an authoritative assessment tool for park and recreation agencies. Through compliance with these national standards of excellence, CAPRA accreditation assures policy makers, department staff, the general public and taxpayers that an accredited park and recreation agency has been independently evaluated against established benchmarks as delivering a high level of quality. As a CAPRA Accredited department, the agency shall have a comprehensive park and recreation system plan that provides recommendations for provision of facilities, programs and services; parkland acquisition and development; maintenance and operations; and administration and management. The plan shall be officially adopted by the policy-making body, **updated periodically** and linked with a capital improvement budget and a phased development program. The system master plan shall implement policies adopted in the comprehensive plan for the jurisdiction.

Purpose: Policy Directives
City Council Goal: Culture, nature and fun activities.

Return on Investment (ROI) Considerations

Payback Period (ROI): Project will enhance the quality of life or quality of governmental services for our citizens.

Financial Information

Funding Sources

Funding Type	FY 2023-24	FY 2024-25	FY 2025-26	FY 2026-27	FY 2027-28
Interfund Transfer	\$ -	\$ 150,000	\$ -	\$ -	\$ -
Totals	\$ -	\$ 150,000	\$ -	\$ -	\$ -

Capital Project Expenditures/Expenses

Activity	FY 2023-24	FY 2024-25	FY 2025-26	FY 2026-27	FY 2027-28
10 Year Master Plan Consulting fees	\$ -	\$ 150,000	\$ -	\$ -	\$ -
Totals	\$ -	\$ 150,000	\$ -	\$ -	\$ -

Impact on Operational Expenditures/Expenses

Activity	FY 2023-24	FY 2024-25	FY 2025-26	FY 2026-27	FY 2027-28
Operating Expense-Staff Costs	\$ -	\$ -	\$ -	\$ -	\$ -
Totals	\$ -	\$ -	\$ -	\$ -	\$ -

CITY OF PORT ST. LUCIE - **NEW PROJECT** CAPITAL IMPROVEMENT PROJECT REQUEST FORM



PROJECT TYPE: NEW PROJECT PROJECT CHANGE/UPDATE

Department/Division: Parks & Recreation 7210
Contact Person: Tim Roth
Phone #/Extension: Ex- 5389
Fund Number: 301

Project Title: Belvedere Mobile Office

Amount Spent-to-date: \$ -



Project Justification

Project Description & Scope: Due to the ever increasing size of the PSLPRD staff and lack of available office space at any of the current PSLPRD facilities, we would like to place a mobile office on the vacant lot on the corner of SE Deacon Ave and SE Belvedere St to house our Special Events Team. In the event the Community Center is approved for expansion in the future, the mobile office could be relocated to McCarty Ranch or another area of the city where it is needed.

Purpose: Policy Directives

City Council Goal: Culture, nature and fun activities.

Return on Investment (ROI) Considerations

Payback Period (ROI): Project will enhance the quality of life or quality of governmental services for our citizens.

Financial Information

Funding Sources

Funding Type	FY 2023-24	FY 2024-25	FY 2025-26	FY 2026-27	FY 2026-27
Interfund Transfer	\$ 410,000	\$ -	\$ -	\$ -	\$ -
Totals	\$ 410,000	\$ -	\$ -	\$ -	\$ -

Capital Project Expenditures/Expenses

Activity	FY 2023-24	FY 2024-25	FY 2025-26	FY 2026-27	FY 2026-27
Design and Permitting	\$ 10,000	\$ -	\$ -		
Construction	400,000	-	-	-	-
Totals	\$ 410,000	\$ -	\$ -	\$ -	\$ -

Impact on Operational Expenditures/Expenses

Activity	FY 2023-24	FY 2024-25	FY 2025-26	FY 2026-27	FY 2026-27
Increase in Operational Costs	\$ 15,000	\$ 1,600	\$ 1,700	\$ 1,800	\$ 1,900
	-	-	-	-	-
Totals	\$ 15,000	\$ 1,600	\$ 1,700	\$ 1,800	\$ 1,900

CITY OF PORT ST. LUCIE CAPITAL IMPROVEMENT PROJECT REQUEST FORM



PROJECT TYPE: NEW PROJECT PROJECT CHANGE/UPDATE

Department/Division: Parks & Recreation 7210
Contact Person: Mike Kendrick
Phone #/Extension: x5260
Fund Number: 301

Project Title: Oak Hammock Inclusive Playground

Amount Spent-to-date: \$ -



Project Justification

Project Description & Scope: Playground has exceeded life cycle by six years and was built in 2002. This playground will include inclusive play elements and meet ADA requirements for all patrons who enjoy outdoor activities and enhance the life or quality for all citizens.

Purpose: Policy Directives

City Council Goal: High-quality infrastructure and facilities.

Return on Investment (ROI) Considerations

Payback Period (ROI): Project will enhance the quality of life or quality of governmental services for our citizens.

Financial Information

Funding Sources

Funding Type	FY 2023-24	FY 2024-25	FY 2025-26	FY 2026-27	FY 2027-28
Interfund Transfer from the GF	\$ -	\$ -	\$ 485,000	\$ -	\$ -
Totals	\$ -	\$ -	\$ 485,000	\$ -	\$ -

Capital Project Expenditures/Expenses

Activity	FY 2023-24	FY 2024-25	FY 2025-26	FY 2026-27	FY 2027-28
Design and Construction	\$ -	\$ -	\$ 485,000	\$ -	\$ -
Totals	\$ -	\$ -	\$ 485,000	\$ -	\$ -

Impact on Operational Expenditures/Expenses

Activity	FY 2023-24	FY 2024-25	FY 2025-26	FY 2026-27	FY 2027-28
001-7210-563000 Repairs and Maintenance	\$ -	\$ -	\$ -	\$ -	\$ 4,200
Totals	\$ -	\$ -	\$ -	\$ -	\$ 4,200

CITY OF PORT ST. LUCIE CAPITAL IMPROVEMENT PROJECT REQUEST FORM



PROJECT TYPE: NEW PROJECT PROJECT CHANGE/UPDATE

Department/Division: Parks & Recreation7210
Contact Person: Mike Kendrick
Phone #/Extension: x5260
Fund Number: 301

Project Title: Turtle Run Park Inclusive Playground

Amount Spent-to-date: \$ -



Project Justification

Project Description & Scope: Playground has exceeded its life cycle by five years as it was constructed in 2011. This playground will include inclusive play elements and will meet ADA requirements for all patrons who enjoy outdoor activities and enhance the quality of life for all citizens.

Purpose: Policy Directives

City Council Goal: High-quality infrastructure and facilities.

Return on Investment (ROI) Considerations

Payback Period (ROI): Project will enhance the quality of life or quality of governmental services for our citizens.

Financial Information

Funding Sources

Funding Type	FY 2023-24	FY 2024-25	FY 2025-26	FY 2026-27	FY 2027-28
Interfund Transfer from the GF	\$ -	\$ -	\$ -	\$ 718,000	\$ -
Totals	\$ -	\$ -	\$ -	\$ 718,000	\$ -

Capital Project Expenditures/Expenses

Activity	FY 2023-24	FY 2024-25	FY 2025-26	FY 2026-27	FY 2027-28
Design and Construction	\$ -	\$ -	\$ -	\$ 718,000	\$ -
Totals	\$ -	\$ -	\$ -	\$ 718,000	\$ -

Impact on Operational Expenditures/Expenses

Activity	FY 2023-24	FY 2024-25	FY 2025-26	FY 2026-27	FY 2027-28
001-7210-563000 Repairs and Maintenance	\$ -	\$ -	\$ -	\$ -	\$ 5,600
Totals	\$ -	\$ -	\$ -	\$ -	\$ 5,600

CITY OF PORT ST. LUCIE CAPITAL IMPROVEMENT PROJECT REQUEST FORM



PROJECT TYPE: NEW PROJECT PROJECT CHANGE/UPDATE

Department/Division: Parks & Recreation
Contact Person: Mike Kendrick
Phone #/Extension: x5260
Fund Number: 301-7210

Project Title: River Place Park Inclusive Playground

Amount Spent-to-date: \$ -



Project Justification

Project Description & Scope: Playground has exceeded its life cycle by seven years as it was constructed in 2002. This playground will include inclusive play elements and will meet ADA requirements for all patrons who enjoy outdoor activities and will enhance the quality of life for all citizens.

Purpose: Policy Directives

City Council Goal: High-quality infrastructure and facilities.

Return on Investment (ROI) Considerations

Payback Period (ROI): Project will enhance the quality of life or quality of governmental services for our citizens.

Financial Information

Funding Sources

Funding Type	FY 2023-24	FY 2024-25	FY 2025-26	FY 2026-27	FY 2027-28
Interfund Transfer from the GF	\$ 165,000	\$ -	\$ -	\$ -	\$ -
CDBG Grant	250,000				
Totals	\$ 415,000	\$ -	\$ -	\$ -	\$ -

Capital Project Expenditures/Expenses

Activity	FY 2023-24	FY 2024-25	FY 2025-26	FY 2026-27	FY 2027-28
Design and Construction	\$ 415,000	\$ -	\$ -	\$ -	\$ -
Totals	\$ 415,000	\$ -	\$ -	\$ -	\$ -

Impact on Operational Expenditures/Expenses

Activity	FY 2023-24	FY 2024-25	FY 2025-26	FY 2026-27	FY 2027-28
001-7210-563000 Repairs and Maintenance	\$ -	\$ -	\$ -	\$ 3,200	\$ 3,200
Totals	\$ -	\$ -	\$ -	\$ 3,200	\$ 3,200

CITY OF PORT ST. LUCIE - **NEW PROJECT** CAPITAL IMPROVEMENT PROJECT REQUEST FORM



PROJECT TYPE: NEW PROJECT PROJECT CHANGE/UPDATE

Department/Division: Parks & Recreation
Contact Person: Mike Kendrick
Phone #/Extension: 5260
Fund Number: 301-7210

Project Title: Paseo Park Security Camera and Free WIFI

Amount Spent-to-date: \$0



Project Justification

Project Description & Scope: With the construction of this new facility being conducted during FY 2022-2023, and Fiber Optic Lines being planned and installed in FY 23-24, the Parks & Recreation Department is recommending that a security cameras system to aid and reduce the amount of 911 calls to PSLPD and reduce vandalism and domestic violence be funded. This system will provide added relief and aid our PSLPD to enhance our ability to provide safer parks and work in conjunction with the Parks Safety Program.

Purpose: Policy Directives

City Council Goal: High-quality infrastructure and facilities.

Return on Investment (ROI) Considerations

Payback Period (ROI): Project will enhance the quality of life or quality of governmental services for our citizens.

Financial Information

Funding Sources

Funding Type	FY 2023-24	FY 2024-25	FY 2025-26	FY 2026-27	FY 2027-28
	\$ -	\$ -	\$ -	\$ -	\$ -
	-	-	-	-	-
	-	-	-	-	-
Totals	\$ -	\$ -	\$ -	\$ -	\$ -

Capital Project Expenditures/Expenses

Activity	FY 2023-24	FY 2024-25	FY 2025-26	FY 2026-27	FY 2027-28
Design and Construction		\$ 492,000	\$ -	\$ -	\$ -
	-	-	-	-	-
	-	-	-	-	-
Totals	\$ -	\$ 492,000	\$ -	\$ -	\$ -

Impact on Operational Expenditures/Expenses

Activity	FY 2023-24	FY 2024-25	FY 2025-26	FY 2026-27	FY 2027-28
Service Maintenance Plan Agreement	\$ -		\$ 16,500	\$ 16,500	\$ 16,500
	-	-	-	-	-
Totals	\$ -	\$ -	\$ 16,500	\$ 16,500	\$ 16,500

CITY OF PORT ST. LUCIE CAPITAL IMPROVEMENT PROJECT REQUEST FORM



PROJECT TYPE: NEW PROJECT PROJECT CHANGE/UPDATE

Department/Division: Parks & Recreation 7210
Contact Person: Mike Kendrick
Phone #/Extension: x5260
Fund Number: 301

Project Title: Whispering Pines Security and Fiber Optic Upgrade

Amount Spent-to-date: \$ -



Project Justification

Project Description & Scope: In FY 2013-2014, the Parks & Recreation Department installed the second security cameras system to aid and reduce the amount of 911 calls to PSLPD and reduce vandalism and domestic violence. This system has provided needed relief and this system is well past the end of life. Per the recommendation from the City's I.T. Department, they are recommending the upgrade to install fiber optic as well as to upgrade the cameras so that this system will be in line to incorporate into the new Enterprise Network system. This upgrade will enhance our ability to provide safer parks and work in conjunction with the Parks Safety Program. Operations service agreement commences in FY25/26.

Purpose: Policy Directives

City Council Goal: Culture, nature and fun activities.

Return on Investment (ROI) Considerations

Payback Period (ROI): Project will enhance the quality of life or quality of governmental services for our citizens.

Financial Information

Funding Sources

Funding Type	FY 2023-24	FY 2024-25	FY 2025-26	FY 2026-27	FY 2027-28
Interfund Transfer from the GF	\$ 466,818	\$ -	\$ -	\$ -	\$ -
Use of Reserves	278,182	-	-	-	-
Totals	\$ 745,000	\$ -	\$ -	\$ -	\$ -

Capital Project Expenditures/Expenses

Activity	FY 2023-24	FY 2024-25	FY 2025-26	FY 2026-27	FY 2027-28
Construction and Design	\$ 745,000	\$ -	\$ -	\$ -	\$ -
Totals	\$ 745,000	\$ -	\$ -	\$ -	\$ -

Impact on Operational Expenditures/Expenses

Activity	FY 2023-24	FY 2024-25	FY 2025-26	FY 2026-27	FY 2027-28
001-7210-534000 Contractual Services Maintenance Contract Per I.T. (Bill Jones)	\$ -	\$ 92,000	\$ 92,000	\$ 92,000	\$ 92,000
Totals	\$ -	\$ 92,000	\$ 92,000	\$ 92,000	\$ 92,000

CITY OF PORT ST. LUCIE CAPITAL IMPROVEMENT PROJECT REQUEST FORM



PROJECT TYPE: NEW PROJECT PROJECT CHANGE/UPDATE

Department/Division: Parks & Recreation / 7210
Contact Person: Billy Henson/Mike Kendrick
Phone #/Extension: 772-344-4021
Fund Number: 301

Project Title: Lyngate Park Lighting Improvements

Amount Spent-to-Date: \$ -



Project Justification

Project Description & Scope: Replace inadequate lighting for coverage during night operation at Lyngate Park. Replacement of existing lights and additional lighting will help to promote site security, safety and improve playability.

Purpose: Best Practices/Industry Standards

City Council Goal: High-quality infrastructure and facilities.

Return on Investment (ROI) Considerations

Payback Period (ROI): Project will enhance the quality of life or quality of governmental services for our citizens.

Financial Information

Funding Sources

Funding Type	FY 2023-24	FY 2024-25	FY 2025-26	FY 2026-27	FY 2027-28
Interfund Transfer #001	\$ -	\$ -	\$ 187,000	\$ -	
Totals	\$ -	\$ -	\$ 187,000	\$ -	

Capital Project Expenditures/Expenses

Activity	FY 2023-24	FY 2024-25	FY 2025-26	FY 2026-27	FY 2027-28
Lighting	\$ -	\$ -	\$ 187,000	\$ -	
Totals	\$ -	\$ -	\$ 187,000	\$ -	

Impact on Operational Expenditures/Expenses

Activity	FY 2023-24	FY 2024-25	FY 2025-26	FY 2026-27	FY 2027-28
Increase in Maintenance Costs	\$ -	\$ -	\$ -	\$ 3,800	\$ 3,800
Totals	\$ -	\$ -	\$ -	\$ 3,800	\$ 3,800

CITY OF PORT ST. LUCIE CAPITAL IMPROVEMENT PROJECT REQUEST FORM



PROJECT TYPE: NEW PROJECT PROJECT CHANGE/UPDATE

Department/Division: Parks & Recreation / 7210
Contact Person: Billy Henson
Phone #/Extension: 772-344-4021
Fund Number: 301

Project Title: Whispering Pines Back Lot Renovation

Amount Spent-to-Date: \$ -



Project Justification

Project Description & Scope: Area formerly known as Skate City will be removed and renovated to a multisport field to accommodate for additional field space that will allow staff to relocate the current T-Ball fields and hitting stations behind field #2 that have posed safety issues to patrons entering this area. Currently, this facility is already lighted by sports lighting. Project will move up if C.D.B.G. approves project.

Purpose: Best Practices/Industry Standards

City Council Goal: High-quality infrastructure and facilities.

Return on Investment (ROI) Considerations

Payback Period (ROI): Project will enhance the quality of life or quality of governmental services for our citizens.

Financial Information

Funding Sources

Funding Type	FY 2023-24	FY 2024-25	FY 2025-26	FY 2026-27	FY 2027-28
Interfund Transfer from General Fund	\$ -	\$ 40,000	\$ -	\$ 305,000	\$ -
Totals	\$ -	\$ 40,000	\$ -	\$ 305,000	\$ -

Capital Project Expenditures/Expenses

Activity	FY 2023-24	FY 2024-25	FY 2025-26	FY 2026-27	FY 2027-28
Whispering Pines Park Back Lot Renovation	\$ -	\$ 40,000	\$ -	\$ 305,000	\$ -
Totals	\$ -	\$ 40,000	\$ -	\$ 305,000	\$ -

Impact on Operational Expenditures/Expenses


Activity	FY 2023-24	FY 2024-25	FY 2025-26	FY 2026-27	FY 2027-28
Operating Expense-Staff Costs	\$ -	\$ 7,625	\$ 7,625	\$ 7,625	\$ -
Totals	\$ -	\$ 7,625	\$ 7,625	\$ 7,625	\$ -

CITY OF PORT ST. LUCIE CAPITAL IMPROVEMENT PROJECT REQUEST FORM



PROJECT TYPE: NEW PROJECT PROJECT CHANGE/UPDATE

Department/Division: Parks & Recreation / 7210
Contact Person: Mike Kendrick/Billy Henson
Phone #/Extension: x5260/4021
Fund Number: 301



Project Title: Sports Lighting at McChesney East/West and Sportsman's West Parks

Amount Spent-to-date:

Project Justification

Project Description & Scope: Replace sports lighting at McChesney Park East-West & Sportsman's West Park that are inadequate in coverage during night operations. Replacement of existing lights and additional lighting will help to promote site security, safety and improve playability.

Purpose: Policy Directives

City Council Goal: Culture, nature and fun activities.

Return on Investment (ROI) Considerations

Payback Period (ROI): Project will enhance the quality of life or quality of governmental services for our citizens.

Financial Information

Funding Sources

Funding Type	FY 2023-24	FY 2024-25	FY 2025-26	FY 2026-27	FY 2027-28
Interfund Transfer from G.F. #001	\$ 782,000	\$ 370,000	\$ -	\$ -	\$ -
Totals	\$ 782,000	\$ 370,000	\$ -	\$ -	\$ -

Capital Project Expenditures/Expenses

Activity	FY 2023-24	FY 2024-25	FY 2025-26	FY 2026-27	FY 2027-28
Install and/or replace lighting	\$ 782,000	\$ 370,000	\$ -	\$ -	\$ -
Totals	\$ 782,000	\$ 370,000	\$ -	\$ -	\$ -

Impact on Operational Expenditures/Expenses

Activity	FY 2023-24	FY 2024-25	FY 2025-26	FY 2026-27	FY 2027-28
Electrical Savings	\$ -	\$ (5,000)	\$ (7,500)	\$ -	\$ -
Totals	\$ -	\$ (5,000)	\$ (7,500)	\$ -	\$ -

CITY OF PORT ST. LUCIE - **NEW PROJECT** CAPITAL IMPROVEMENT PROJECT REQUEST FORM



PROJECT TYPE: NEW PROJECT PROJECT CHANGE/UPDATE

Department/Division: Parks & Recreation
Contact Person: Dan Muschweck/Kelly Boatwright
Phone #/Extension: X4005
Fund Number: 301-7210
Project Type:

Project Title: Veterans Memorial Park Expansion
Project Number:
Amount Spent-to-date:



Project Justification

Project Description & Scope: Veterans Memorial Park was constructed in 1995 on 2.5 acres of City of Port St Lucie property along SE Veterans Pkwy. Development of various memorials and monuments now leave the park critically short of space. Approximately 2.83 additional acres are available for expansion of the park for future memorials, sidewalks, displays and special events.

Purpose: Policy Directives

City Council Goal: Culture, nature and fun activities.

Return on Investment (ROI) Considerations

Payback Period (ROI): Project will enhance the quality of life or quality of governmental services for our citizens.

Financial Information

Funding Sources

Funding Type	FY 2023-24	FY 2024-25	FY 2025-26	FY 2026-27	FY 2027-28
Interfund Transfer from G.F. #001	\$ -	\$ -	\$ 120,000	\$ 250,000	\$ 2,380,000
Totals	\$ -	\$ -	\$ 120,000	\$ 250,000	\$ 2,380,000

Capital Project Expenditures/Expenses

Activity	FY 2023-24	FY 2024-25	FY 2025-26	FY 2026-27	FY 2027-28
Environmental Phase I & Survey	\$ -	\$ -	\$ 120,000	\$ -	\$ -
Construction Design	\$ -	\$ -	\$ -	\$ 250,000	\$ -
Construction	\$ -	\$ -	\$ -	\$ -	\$ 2,380,000
Totals	\$ -	\$ -	\$ -	\$ -	\$ 2,380,000

Impact on Operational Expenditures/Expenses

Activity	FY 2023-24	FY 2024-25	FY 2025-26	FY 2026-27	FY 2027-28
----------	------------	------------	------------	------------	------------

CITY OF PORT ST. LUCIE CAPITAL IMPROVEMENT PROJECT REQUEST FORM



PROJECT TYPE: NEW PROJECT PROJECT CHANGE/UPDATE

Department/Division: Parks & Recreation 7215
Contact Person: Mike Kendrick
Phone #/Extension: x5260
Fund Number: 301

Project Title: Botanical Gardens Storage/Educational

Amount Spent-to-date: \$ -



Project Justification

Project Description & Scope: Per the Capital Request Projects list presented to P&R staff from the Friends of the Botanical Gardens, additional storage space is needed for storing tables, chairs, and event amenities and fixtures. As part of the design, educational space/office space will be incorporated into the design to allow for educational programs to be conducted to allow programs to expand for future growth.

Purpose: Policy Directives

City Council Goal: High-quality infrastructure and facilities.

Return on Investment (ROI) Considerations

Payback Period (ROI): Project will enhance the quality of life or quality of governmental services for our citizens.

Financial Information

Funding Sources					
Funding Type	FY 2023-24	FY 2024-25	FY 2025-26	FY 2026-27	FY 2027-28
Interfund Transfer from #001	\$ -	\$ -	\$ 65,000	\$ 370,000	\$ -
Totals	\$ -	\$ -	\$ 65,000	\$ 370,000	\$ -

Capital Project Expenditures/Expenses					
Activity	FY 2023-24	FY 2024-25	FY 2025-26	FY 2026-27	FY 2027-28
Design and Permitting	\$ -	\$ -	\$ 65,000	\$ -	\$ -
Construction	-	-	-	370,000	-
Totals	\$ -	\$ -	\$ 65,000	\$ 370,000	\$ -

Impact on Operational Expenditures/Expenses					
Activity	FY 2023-24	FY 2024-25	FY 2025-26	FY 2026-27	FY 2027-28
Increase in Operational Costs	\$ -	\$ -	\$ -	\$ 5,800	\$ -
Totals	\$ -	\$ -	\$ -	\$ 5,800	\$ -

CITY OF PORT ST. LUCIE CAPITAL IMPROVEMENT PROJECT REQUEST FORM



PROJECT TYPE: NEW PROJECT PROJECT CHANGE/UPDATE

Department/Division: Parks & Recreation/ 7215
Contact Person: Mike Kendrick
Phone #/Extension: x5260
Fund Number: 301

Project Title: Botanical Gardens Event Restroom

Amount Spent-to-date: \$ -



Project Justification

Project Description & Scope: With The Port being constructed during FY 21-22, staff is requesting to accelerate this project to install an event restroom to help offset the usage at The Port and assist with existing events at the Botanical Gardens. This enhancement will also assist with the Main Pavilion restroom from continuing to be overused and reduce the damage to the plumbing systems that have already occurred. In addition, measures have already been taken into account to install water and sewer within the Port Project to offset the overall cost of the project.

Purpose: Policy Directives

City Council Goal: High-quality infrastructure and facilities.

Return on Investment (ROI) Considerations

Payback Period (ROI): Project will enhance the quality of life or quality of governmental services for our citizens.

Financial Information

Funding Sources

Funding Type	FY 2023-24	FY 2024-25	FY 2025-26	FY 2026-27	FY 2027-28
Use of Reserves	\$ 325,000	\$ -	\$ -	\$ -	\$ -
Totals	\$ 325,000	\$ -	\$ -	\$ -	\$ -

Capital Project Expenditures/Expenses

Activity	FY 2023-24	FY 2024-25	FY 2025-26	FY 2026-27	FY 2027-28
Construction	\$ 325,000	\$ -	\$ -	\$ -	\$ -
Totals	\$ 325,000	\$ -	\$ -	\$ -	\$ -

Impact on Operational Expenditures/Expenses

Activity	FY 2023-24	FY 2024-25	FY 2025-26	FY 2026-27	FY 2027-28
001-7210-563000 Repairs and Maintenance	\$ -	\$ 2,200	\$ 2,200	\$ 2,200	\$ 2,200
Totals	\$ -	\$ 2,200	\$ 2,200	\$ 2,200	\$ 2,200

CITY OF PORT ST. LUCIE CAPITAL IMPROVEMENT PROJECT REQUEST FORM



PROJECT TYPE: NEW PROJECT PROJECT CHANGE/UPDATE

Department/Division: Parks & Recreation / 7216
Contact Person: Dan Muschweck/Brad Keen
Phone #/Extension: x4102
Fund Number: 301

Project Title: McCarty Ranch Preserve Campsite
Electric Service

Project Number:
Amount Spent-to-date: \$ -



Project Justification

Project Description & Scope: To enhance camping opportunities at McCarty Ranch Preserve.

Purpose: Policy Directives

City Council Goal: Culture, nature and fun activities.

Return on Investment (ROI) Considerations

Payback Period (ROI): Project will enhance the quality of life or quality of governmental services for our citizens.

Financial Information

Funding Sources					
Funding Type	FY 2023-24	FY 2024-25	FY 2025-26	FY 2026-27	FY 2027-28
Interfund Transfer #001	\$ 500,000	\$ -	\$ -	\$ -	\$ -
Totals	\$ 500,000	\$ -	\$ -	\$ -	\$ -

Capital Project Expenditures/Expenses					
Activity	FY 2023-24	FY 2024-25	FY 2025-26	FY 2026-27	FY 2027-28
Electric Service Installation to RV Sites	\$ 500,000	\$ -	\$ -	\$ -	\$ -
Totals	\$ 500,000	\$ -	\$ -	\$ -	\$ -

Impact on Operational Expenditures/Expenses					
Activity	FY 2023-24	FY 2024-25	FY 2025-26	FY 2026-27	FY 2027-28
001-7216-54100 Electric	\$ -	\$ 7,800	\$ 7,800	\$ 7,800	\$ 7,800
Totals	\$ -	\$ 7,800	\$ 7,800	\$ 7,800	\$ 7,800

CITY OF PORT ST. LUCIE CAPITAL IMPROVEMENT PROJECT REQUEST FORM



PROJECT TYPE: NEW PROJECT PROJECT CHANGE/UPDATE

Department/Division: Parks & Recreation / 7216
Contact Person: Dan Muschweck/Brad Keen
Phone #/Extension: x4102
Fund Number: 301

Project Title: McCarty Ranch Preserve Campsite Water Service

Project Number:
Amount Spent-to-date: \$ -



Project Justification

Project Description & Scope: To enhance camping opportunities at McCarty Ranch Preserve.

Purpose: Policy Directives

City Council Goal: Culture, nature and fun activities.

Return on Investment (ROI) Considerations

Payback Period (ROI): Project will enhance the quality of life or quality of governmental services for our citizens.

Financial Information

Funding Sources

Funding Type	FY 2023-24	FY 2024-25	FY 2025-26	FY 2026-27	FY 2027-28
Interfund Transfer	\$ 300,000	\$ -	\$ -	\$ -	\$ -
ARPA 6.1 Revenue Replacement/Fiber	\$ 100,000				
ARPA 6.1 Revenue Replacement/Water	\$ 300,000				
		-			
Totals	\$ 700,000	\$ -	\$ -	\$ -	\$ -

Capital Project Expenditures/Expenses

Activity	FY 2023-24	FY 2024-25	FY 2025-26	FY 2026-27	FY 2027-28
Water Service Installation to RV Sites	\$ 700,000	\$ -	\$ -	\$ -	\$ -
Totals	\$ 700,000	\$ -	\$ -	\$ -	\$ -

Impact on Operational Expenditures/Expenses

Activity	FY 2023-24	FY 2024-25	FY 2025-26	FY 2026-27	FY 2027-28
001-7216-5432 Water	\$ -		\$ 9,600	\$ 9,600	\$ 9,600
Totals	\$ -	\$ -	\$ 9,600	\$ 9,600	\$ 9,600

CITY OF PORT ST. LUCIE - **NEW PROJECT** CAPITAL IMPROVEMENT PROJECT REQUEST FORM

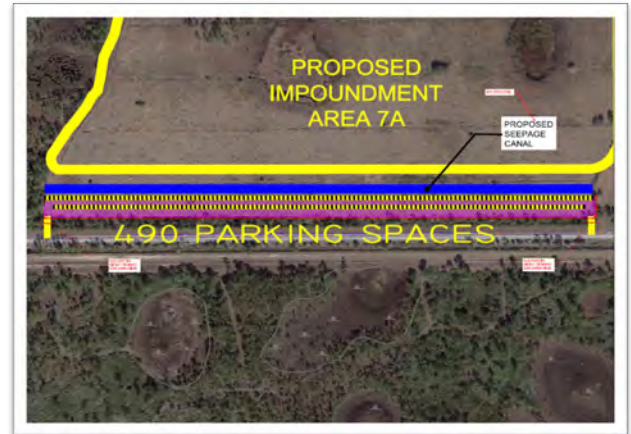


PROJECT TYPE: NEW PROJECT PROJECT CHANGE/UPDATE

Department/Division: Parks & Recreation / 7216
Contact Person: Dan Muschweck
Phone #/Extension: x4005
Fund Number: 301-7216

Project Title: McCarty Ranch Parking

Project Number:
Amount Spent-to-date: \$ -



Project Justification

Project Description & Scope: This proposed parking project seeks to add approximately 490 parking spaces for future events held at the City's McCarty Ranch Preserve property. An area 2400 ft long and 95 ft wide will be dimensioned into the City's parking requirements to accommodate a standard vehicle. Two entrances will be built at each end of the proposed project with sufficient sized culverts to allow uninterrupted flow during stormwater events.

Purpose: Policy Directives

City Council Goal: Culture, nature and fun activities.

Return on Investment (ROI) Considerations

Payback Period (ROI): Project will enhance the quality of life or quality of governmental services for our citizens.

Financial Information

Funding Sources

Funding Type	FY 2023-24	FY 2024-25	FY 2025-26	FY 2026-27	FY 2027-28
Interfund Transfer from G.F. #001	\$ -	\$ -	\$ -	\$ 1,500,000	\$ -
Totals	\$ -	\$ -	\$ -	\$ 1,500,000	\$ -

Capital Project Expenditures/Expenses

Activity	FY 2023-24	FY 2024-25	FY 2025-26	FY 2026-27	FY 2027-28
Parking Lot Construction	\$ -	\$ -	\$ -	\$ 1,500,000	\$ -
Totals	\$ -	\$ -	\$ -	\$ 1,500,000	\$ -

Impact on Operational Expenditures/Expenses


Activity	FY 2023-24	FY 2024-25	FY 2025-26	FY 2026-27	FY 2027-28
Operating Expense-Staff Costs	\$ -	\$ -	\$ -	\$ -	\$ -
Totals	\$ -	\$ -	\$ -	\$ -	\$ -

CITY OF PORT ST. LUCIE CAPITAL IMPROVEMENT PROJECT REQUEST FORM



PROJECT TYPE: NEW PROJECT PROJECT CHANGE/UPDATE

Department/Division: The Saints Golf Course / 7250
Contact Person: Keith Bradshaw
Phone #/Extension: Extn 4454
Fund Number: 301



Project Title: Overflow Parking Lot Replacement

Amount Spent-to-Date:

Project Justification

Project Description & Scope: This project will provide civil engineering, permitting, and construction to improve the overflow parking lot. Project will also correct asphalt damage created over time and patrons from parking in the planter beds. Project requested by the City Manager to make the improvements and reduce safety issues.

Purpose: Policy Directives

City Council Goal: Vibrant neighborhoods.

Return on Investment (ROI) Considerations

Payback Period (ROI): Project will provide a new cart path to the practice area.

ROI: With a new and more aesthetically--pleasing parking lot, the golf course will continue to provide the best golfing experience possible and help rounds of play increase to 50,000-55,000 rounds per year.

Financial Information

Funding Sources					
Funding Type	FY 2023-24	FY 2024-25	FY 2025-26	FY 2026-27	FY 2027-28
Use of Reserves	\$ 250,000	\$ -	\$ -	\$ -	\$ -
Totals	\$ 250,000	\$ -	\$ -	\$ -	\$ -

Capital Project Expenditures/Expenses					
Activity	FY 2023-24	FY 2024-25	FY 2025-26	FY 2026-27	FY 2027-28
Overflow Parking Lot	\$ 250,000	\$ -	\$ -	\$ -	\$ -
Totals	\$ 250,000	\$ -	\$ -	\$ -	\$ -

Impact on Operational Expenditures/Expenses					
Activity	FY 2023-24	FY 2024-25	FY 2025-26	FY 2026-27	FY 2027-28
No Increase in Maintenance	\$ -	\$ -	\$ -	\$ -	\$ -
Totals	\$ -	\$ -	\$ -	\$ -	\$ -

CITY OF PORT ST. LUCIE CAPITAL IMPROVEMENT PROJECT REQUEST FORM



PROJECT TYPE: NEW PROJECT PROJECT CHANGE/UPDATE

Department/Division: Saints Golf Course 7250
Contact Person: Keith Bradshaw
Phone #/Extension: x4454
Fund Number: 301
Project Title: Saints Driving Range Improvements
Amount Spent-to-date: \$0



Project Justification

Project Description & Scope: This project is to provide for additional enhancements to the Saints Driving Range. This is supported by the National Golf Foundation and the City's Budget Advisory Committee, per City Management direction given to review all Operations and Capital Improvement project requests. In an effort to increase revenue and tap into the "range only" customer market, we have separated this project into five phases to complete and reduce the impact on CIP requests. Phase 2 – Shade System/Safety Netting/Electric. Phase 3 – Range and Practice Area Renovations/New target areas and greens/Improve Lesson Area with new facility adding new Top Tracer Technology. Phase 4 – Pave Parking Roundabout for golf carts behind right side of driving range. Phase 5 – Landscaping Safety Barrier on left side of range.

Purpose: Policy Directives

City Council Goal: High-quality infrastructure and facilities.

Return on Investment (ROI) Considerations

Payback Period (ROI): Project will provide for additional revenue opportunities for the Saints Golf Course.

Financial Information

Funding Sources

Funding Type	FY 2023-24	FY 2024-25	FY 2025-26	FY 2026-27	FY 2027-28
Interfund Transfer from G.F.	\$ -	\$ 278,490	\$ 200,000	\$ 100,000	\$ -
Interest	-	6,510			
Interfund Transfer from #151	300,000	-	-	-	-
Totals	\$ 300,000	\$ 285,000	\$ 200,000	\$ 100,000	\$ -

Capital Project Expenditures/Expenses

Activity	FY 2023-24	FY 2024-25	FY 2025-26	FY 2026-27	FY 2027-28
Phase II- Shade System/Safety Netting/Electrical	\$ 300,000	\$ -	\$ -	\$ -	\$ -
Phase III- Bunker and Fairway Renovation (In-house)	-	285,000	-	-	-
Phase IV- Paver Parking Roundabout	-	-	-	100,000	-
Phase V- Landscaping Safety Barrier Around Range and Roundabout	-	-	200,000	-	-
Totals	\$ 300,000	\$ 285,000	\$ 200,000	\$ 100,000	\$ -

Impact on Operational Expenditures/Expenses

Activity	FY 2023-24	FY 2024-25	FY 2025-26	FY 2026-27	FY 2027-28
Ball Flight Sensor Leasing	\$ 50,000	\$ 50,000	\$ 50,000	\$ 50,000	\$ 50,000
Totals	\$ 50,000	\$ 50,000	\$ 50,000	\$ 50,000	\$ 50,000

CITY OF PORT ST. LUCIE CAPITAL IMPROVEMENT PROJECT REQUEST FORM



PROJECT TYPE: NEW PROJECT PROJECT CHANGE/UPDATE

Department/Division: The Saints Golf Course / 7250 Keith
Contact Person: Bradshaw
Phone #/Extension: Ext 4454
Fund Number: 301



Project Title: Saints Cart Path & Practice Area Repairs

Amount Spent-to-Date:

Project Justification

Project Description & Scope: This project will be for the repair and re-build of the golf course cart paths. The existing asphalt pathways will be repaired and/or re-built to provide smoother surfaces, more aesthetic-contouring, and enhanced playability of the course. This project will also include a new asphalt cart path to the existing chipping practice area, for cart staging. This will enhance the practice area for increased customer traffic.

Purpose: Policy Directives

City Council Goal: Vibrant neighborhoods.

Return on Investment (ROI) Considerations

Payback Period (ROI): Project will enhance the quality of life or quality of governmental services for our citizens.

ROI: Re-built and repaired cart paths throughout the golf course will help the overall golfing experience for guests and increase rounds played and remove all safety related issues.

Financial Information

Funding Sources					
Funding Type	FY 2023-24	FY 2024-25	FY 2025-26	FY 2026-27	FY 2027-28
Use of Reserves	\$ -	\$ 150,000	\$ -	\$ -	\$ -
Transfer from G.F.	-	55,000	-	-	-
Interfund Transfer from #151	-	45,000	-	-	-
Totals	\$ -	\$ 250,000	\$ -	\$ -	\$ -

Capital Project Expenditures/Expenses					
Activity	FY 2023-24	FY 2024-25	FY 2025-26	FY 2026-27	FY 2027-28
Cart Path Asphalt Repairs	\$ -	\$ 250,000	\$ -	\$ -	\$ -
Totals	\$ -	\$ 250,000	\$ -	\$ -	\$ -

Impact on Operational Expenditures/Expenses					
Activity	FY 2023-24	FY 2024-25	FY 2025-26	FY 2026-27	FY 2027-28
No increase in maintenance	\$ -	\$ -	\$ -	\$ -	\$ -
Totals	\$ -	\$ -	\$ -	\$ -	\$ -

Note: Cart paths were last overlaid when the course was purchased in 2001. The natural deterioration of asphalt along with encroachment of tree roots necessitate repair. Approximately 4.3 miles of Cart Path needs to be addressed.

CITY OF PORT ST. LUCIE - CAPITAL IMPROVEMENT PROJECT REQUEST FORM



PROJECT TYPE: NEW PROJECT PROJECT CHANGE/UPDATE



Department/Division: Saints Golf Course 7250
Contact Person: Keith Bradshaw
Phone #/Extension: x4454
Fund Number: 301

Project Title: Saints Irrigation System Replacement

Amount Spent-to-date: \$0

Project Justification

Project Description & Scope: In FY 26-27, The Saints irrigation system will have reached its end of life per the National Golf Foundation Report and Analysis of the Saints assets conducted in FY 21-22. Based upon these recommendations and support from the Budget Advisory Committee, we are recommending full replacement of the current 20 year-old- irrigation system in FY 26-27. Replacement of this antiquated system will also aid by reducing repairs and maintenance to equipment and will offer sufficient irrigation coverage throughout the entire golf course and clubhouse landscaping.

Purpose: Policy Directives

City Council Goal: High-quality infrastructure and facilities.

Return on Investment (ROI) Considerations

Payback Period (ROI): Project will enhance the quality of life or quality of governmental services for our citizens.

Financial Information

Funding Sources					
Funding Type	FY 2023-24	FY 2024-25	FY 2025-26	FY 2026-27	FY 2027-28
Interfund Transfer from the G.F.	\$ -	\$ -	\$ 193,360	\$ 1,500,000	\$ -
Use of Reserves	-	-	6,640	-	-
Totals	\$ -	\$ -	\$ 200,000	\$ 1,500,000	\$ -

Capital Project Expenditures/Expenses					
Activity	FY 2023-24	FY 2024-25	FY 2025-26	FY 2026-27	FY 2027-28
Phase I -Irrigation Design	\$ -	\$ -	\$ 200,000	\$ -	\$ -
Phase II-Construction	-	-	-	1,200,000	-
Phase III- Pump House Building Replacement	-	-	-	300,000	\$ -
Totals	\$ -	\$ -	\$ 200,000	\$ 1,500,000	\$ -

Impact on Operational Expenditures/Expenses					
Activity	FY 2023-24	FY 2024-25	FY 2025-26	FY 2026-27	FY 2027-28
	\$ -	\$ -	\$ -	\$ -	\$ -
Totals	\$ -	\$ -	\$ -	\$ -	\$ -



“A City for All Ages”



CITY OF PORT ST. LUCIE
ROAD & BRIDGE CAPITAL IMPROVEMENT BUDGET - #304
TEN YEAR PROJECTION
FY 2023-24 PROPOSED BUDGET

	2023-2024	2024-2025	2025-2026	2026-2027	2027-2028	2028-2029	2029-2030	2030-2031	2031-2032	2032-2033
REVENUES (Mobility Fees):										
Glades Benefit District Prior Year CIP Reserve	512,771	32,804	140,833	243,461	340,957	433,579	521,569	605,160	684,571	760,012
Glades Benefit District	120,033	108,029	102,628	97,496	92,622	87,990	83,591	79,411	75,441	71,669
Total Glades Benefit District	632,804	140,833	243,461	340,957	433,579	521,569	605,160	684,571	760,012	831,681
Tradition Benefit District Prior Year CIP Reserve	989,480	95,600	686,108	1,247,090	780,024	1,286,310	1,767,283	2,224,206	2,658,284	3,070,657
Tradition Benefit District	656,120	590,508	560,982	532,933	506,287	480,972	456,924	434,078	412,374	391,755
Total Tradition Benefit District	1,645,600	686,108	1,247,090	1,780,024	1,286,310	1,767,283	2,224,206	2,658,284	3,070,657	3,462,412
Southwest Benefit District Prior Year CIP Reserve	3,848,957	3,238,957	4,686,957	6,962,557	7,871,877	9,570,731	11,164,642	13,058,858	14,858,363	16,567,893
Southwest Benefit District	2,720,000	2,448,000	2,325,600	2,209,320	2,098,854	1,993,911	1,894,216	1,799,505	1,709,530	1,624,053
Total Southwest Benefit District	6,568,957	5,686,957	7,012,557	9,171,877	9,970,731	11,564,642	13,058,858	14,858,363	16,567,893	18,191,946
Northwest Benefit District Prior Year CIP Reserve	59,185	9,185	9,185	9,185	9,185	9,185	9,185	9,185	9,185	9,185
Northwest Benefit District Fund	50,000	45,000	40,500	36,450	32,805	29,525	26,572	23,915	21,523	19,371
Total Northwest Benefit District	109,185	54,185	49,685	45,635	41,990	38,710	35,757	33,100	30,708	28,556
Southeast Benefit District Prior Year CIP Reserve	1,000,000	1,450,000	800,000	2,541,250	1,699,938	2,471,941	3,137,844	3,702,951	4,172,304	4,550,689
Southeast Benefit District	2,750,000	2,475,000	2,351,250	2,233,688	2,122,003	2,015,903	1,915,108	1,819,352	1,728,385	1,641,966
Total Southeast Benefit District	3,750,000	3,925,000	3,151,250	4,774,938	3,821,941	4,487,844	5,052,951	5,522,304	5,900,689	6,192,654
Northeast Benefit District Prior Year CIP Reserve	22,290	5,717	738,802	303,982	28,403	764,103	963,019	1,076,988	1,707,759	2,306,991
Northeast Benefit District	953,427	858,084	815,180	774,421	735,700	698,915	663,969	630,771	599,232	599,232
Total Northeast Benefit District	975,717	863,802	1,553,982	1,078,403	764,103	1,463,019	1,626,988	1,707,759	2,306,991	2,906,224
Mobility Fee Revenues	\$ 13,682,263	\$ 11,356,884	\$ 13,258,025	\$ 17,191,833	\$ 16,318,654	\$ 19,843,065	\$ 22,603,921	\$ 25,464,381	\$ 28,636,951	\$ 31,613,473

Glades Benefit District Project

Commerce Centre Drive & Glades Cut Off Improvements - Northwest/ Glades/ Tradition Mobility	\$ 600,000	\$ -	\$ -	\$ -	\$ -	\$ -	\$ -	\$ -	\$ -	\$ -
Glades Benefit District Project Total Expenses	\$ 600,000	\$ -	\$ -	\$ -	\$ -	\$ -	\$ -	\$ -	\$ -	\$ -

Tradition Benefit District Project

Commerce Centre Drive & Glades Cut Off Improvements - Northwest/ Glades/ Tradition Mobility	\$ 550,000	\$ -	\$ -	\$ -	\$ -	\$ -	\$ -	\$ -	\$ -	\$ -
Village Parkway replacement of lights - Tradition Mobility / Southwest Mobility	1,000,000	-	-	-	-	-	-	-	-	-
Darwin Blvd and Paar Drive Intersection Improvements - Tradition Mobility / Southeast Mobility	-	-	-	1,000,000	-	-	-	-	-	-
Tradition Benefit District Project Total Expenses	\$ 1,550,000	\$ -	\$ -	\$ 1,000,000	\$ -	\$ -	\$ -	\$ -	\$ -	\$ -

Southwest Benefit District Project

New Sidewalks (563000) - Citywide (local funds) (Y1420) - Southwest / Southeast / Northeast Mobility	\$ 1,000,000	\$ 1,000,000	\$ -	\$ 900,000	\$ -	\$ -	\$ -	\$ -	\$ -	\$ -
Peacock Improvements with Interchange - Northeast Mobility/ Southwest Mobility /SLC Contribution	1,030,000	-	-	-	-	-	-	-	-	-
Village Parkway replacement of lights - Tradition Mobility / Southwest Mobility	900,000	-	-	-	-	-	-	-	-	-
Tradition & Village Pkwy Mobility Improvements	400,000	-	-	-	-	-	-	-	-	-
Road and Gateway Landscape Beautification	-	-	50,000	400,000	400,000	400,000	-	-	-	-
Southwest Benefit District Project Total Expenses	3,330,000	1,000,000	50,000	1,300,000	400,000	400,000	-	-	-	-



CITY OF PORT ST. LUCIE
ROAD & BRIDGE CAPITAL IMPROVEMENT BUDGET - #304
TEN YEAR PROJECTION
FY 2023-24 PROPOSED BUDGET

	2023-2024	2024-2025	2025-2026	2026-2027	2027-2028	2028-2029	2029-2030	2030-2031	2031-2032	2032-2033
Northwest Benefit District Project										
Commerce Centre Drive & Glades Cut Off Improvements - Northwest/ Glades/ Tradition Mobility	\$ 50,000	\$ -	\$ -	\$ -	\$ -	\$ -	\$ -	\$ -	\$ -	\$ -
Northwest Benefit District Project Total Expenses	\$ 50,000	\$ -	\$ -	\$ -	\$ -	\$ -	\$ -	\$ -	\$ -	\$ -
Southeast Benefit District Project										
New Sidewalks (563000) - Citywide (local funds) (Y1420) - Southwest / Southeast / Northeast Mobility	\$ -	\$ -	\$ -	\$ 100,000	\$ 1,000,000	\$ 1,000,000	\$ 1,000,000	\$ 1,000,000	\$ 1,000,000	\$ 1,000,000
Project Management Costs for Capital Improvements (563005)	100,000	100,000	100,000	100,000	100,000	100,000	100,000	100,000	100,000	100,000
Traffic Calming (563000) - Southeast / Northeast Mobility	600,000	125,000	250,000	250,000	250,000	250,000	250,000	250,000	250,000	250,000
New Sidewalk Kestor Dr - PRICE INCREASE (Southeast Mobility / FDOT LAP Agreement Approved Grant)	-	200,000	-	-	-	-	-	-	-	-
Cameo Blvd & PSL Blvd Intersection Upgrades	1,200,000	-	-	-	-	-	-	-	-	-
Savona & Paar Intersection Improvements	150,000	1,200,000	-	-	-	-	-	-	-	-
Southbend Blvd Widening Improvements Conceptual Design	50,000	-	-	-	-	-	-	-	-	-
Savona & Alcantarra Intersection Improvements	-	1,500,000	-	-	-	-	-	-	-	-
PSL Blvd Landscaping - Turnpike Bridge to Gatlin Blvd	-	-	60,000	675,000	-	-	-	-	-	-
Darwin Blvd and Paar Drive Intersection Improvements - Tradition Mobility / Southeast Mobility	-	-	200,000	200,000	-	-	-	-	-	-
U.S. Submarine Veterans Park On-street Parking	-	-	-	250,000	-	-	-	-	-	-
PSL Blvd South Segment 1 (Becker to Paar)	200,000	-	-	-	-	-	-	-	-	-
Del Rio/California Intersection Improvements - Southeast Mobility / Southeast Mobility	-	-	-	1,500,000	-	-	-	-	-	-
Southeast Benefit District Project Total Expenses	\$ 2,300,000	\$ 3,125,000	\$ 610,000	\$ 3,075,000	\$ 1,350,000	\$ 1,350,000	\$ 1,350,000	\$ 1,350,000	\$ 1,350,000	\$ 1,350,000
Northeast Benefit District Project										
Peacock Improvements with Interchange - Northeast Mobility/ Southwest Mobility /SLC Contribution	\$ 470,000	\$ -	\$ -	\$ -	\$ -	\$ -	\$ -	\$ -	\$ -	\$ -
New Sidewalks (563000) - Citywide (local funds) (Y1420) - Southwest / Southeast / Northeast Mobility	-	-	1,000,000	-	-	-	-	-	-	-
Traffic Calming (563000) - Southeast / Northeast Mobility	-	125,000	-	-	-	-	-	-	-	-
NW Torino Pkwy Widening & Mobility Improvements	-	-	-	-	-	-	550,000	-	-	-
N Macedo Blvd and Selvitz Road - (North East Benefit)	-	-	-	100,000	-	-	-	-	-	-
NW Cashmere Blvd Widening & Mobility Improvements	-	-	-	350,000	-	-	-	-	-	-
St. Lucie West Blvd Mobility Improvements	-	-	-	-	-	500,000	-	-	-	-
NW Bayshore Blvd Widening & Mobility Improvements	-	-	-	350,000	-	-	-	-	-	-
Del Rio/California Intersection Improvements - Southeast Mobility / Southeast Mobility	-	-	250,000	250,000	-	-	-	-	-	-
SLW Blvd Widening Improvements Conceptual Design	500,000	-	-	-	-	-	-	-	-	-
Northeast Benefit District Project Total Expenses	\$ 970,000	\$ 125,000	\$ 1,250,000	\$ 1,050,000	\$ -	\$ 500,000	\$ 550,000	\$ -	\$ -	\$ -
Mobility Fee Surplus/Deficit	\$ 4,882,263	\$ 7,106,884	\$ 11,348,025	\$ 10,766,833	\$ 14,568,654	\$ 17,593,065	\$ 20,703,921	\$ 24,114,381	\$ 27,286,951	\$ 30,263,473



CITY OF PORT ST. LUCIE
ROAD & BRIDGE CAPITAL IMPROVEMENT BUDGET - #304
TEN YEAR PROJECTION
FY 2023-24 PROPOSED BUDGET

	2023-2024	2024-2025	2025-2026	2026-2027	2027-2028	2028-2029	2029-2030	2030-2031	2031-2032	2032-2033
Revenues(continued)										
Prior Year CIP Reserve	\$ 5,342,939	\$ 4,572,073	\$ 3,609,315	\$ 1,902,653	\$ 2,186,044	\$ 869,783	\$ -	\$ -	\$ -	\$ -
Local Option Gas Tax - 2 cents/gal. - renewed	1,832,925	1,944,550	1,983,441	2,023,110	2,063,572	2,104,843	2,157,465	2,200,614	2,244,626	2,289,519
Local Option Gas Tax - 3 cents/gal. - renewed	2,749,386	2,916,824	2,975,160	3,034,664	3,095,357	3,157,264	3,236,196	3,300,920	3,366,938	3,366,938
Interest Income & Other	100,000	80,108	40,062	32,050	32,370	32,694	33,021	33,021	33,351	33,351
St. Lucie County Contribution for Peacock Improvement Project - North	1,500,000	-	-	-	-	-	-	-	-	-
Interfund transfer from GF PSL Blvd Segment 1	-	-	8,650,000	-	-	-	-	-	-	-
Funds from Line of Credit -PSL Blvd Segment 1	-	-	11,350,000	-	-	-	-	-	-	-
PSL Blvd South Segment 2.2 (Paar to Alcantarra) transfer from GF	2,650,000	-	-	-	-	-	-	-	-	-
Grant (applied)	2,000,000	-	-	-	-	-	-	-	-	-
Peacock Trail - Recreation Trail Program Grant	-	-	650,000	-	-	-	-	-	-	-
SLW Blvd Widening Improvements Conceptual Design & Construction - NEW PROJECT TPO Grant	3,000,000	-	-	-	-	-	-	-	-	-
New Sidewalk Kestor Dr - PRICE INCREASE (Southeast Mobility / FDOT LAP Agreement Approved Grant)	-	650,000	-	-	-	-	-	-	-	-
Sidewalk-Volucia Dr - PRICE INCREASE (FDOT LAP Agreement Approved Grant)	-	-	650,000	-	-	-	-	-	-	-
Sidewalk-Volucia Dr - PRICE INCREASE (Recreation Trail Program Grant)	-	-	200,000	-	-	-	-	-	-	-
Gatlin/Savona Intersection Improvements - Applied for FDOT Grant	650,000	-	-	-	-	-	-	-	-	-
Other Revenues - Subtotal	\$ 19,825,250	\$ 10,163,555	\$ 30,107,978	\$ 6,992,476	\$ 7,377,343	\$ 6,164,584	\$ 5,426,681	\$ 5,534,554	\$ 5,644,915	\$ 5,689,808
Total Revenues - Mobility and Other Revenues	\$ 33,507,513	\$ 21,520,439	\$ 43,366,003	\$ 24,184,309	\$ 23,695,997	\$ 26,007,650	\$ 28,030,602	\$ 30,998,935	\$ 34,281,866	\$ 37,303,281
EXPENDITURES:										
OPERATIONS/ADMINISTRATION - PUBLIC WORKS - #304-4105										
Sidewalk Kestor Dr - PRICE INCREASE (Southeast Mobility / FDOT LAP Agreement Approved Grant)	\$ -	\$ 650,000	\$ -	\$ -	\$ -	\$ -	\$ -	\$ -	\$ -	\$ -
Sidewalk-Volucia Dr - PRICE INCREASE (FDOT LAP Agreement Approved Grant)	-	-	650,000	-	-	-	-	-	-	-
Sidewalk-Volucia Dr - NEW PROJECT (Recreation Trail Program Grant)	-	-	200,000	-	-	-	-	-	-	-
Peacock Trail - NEW PROJECT (Recreation Trail Program Grant)	-	-	650,000	-	-	-	-	-	-	-
Peacock Improvements with Interchange - Northeast Mobility/ Southwest Mobility / SLC Contribution	1,500,000	-	-	-	-	-	-	-	-	-
Sub-Totals	\$ 1,500,000	\$ 650,000	\$ 1,500,000	\$ -	\$ -	\$ -	\$ -	\$ -	\$ -	\$ -



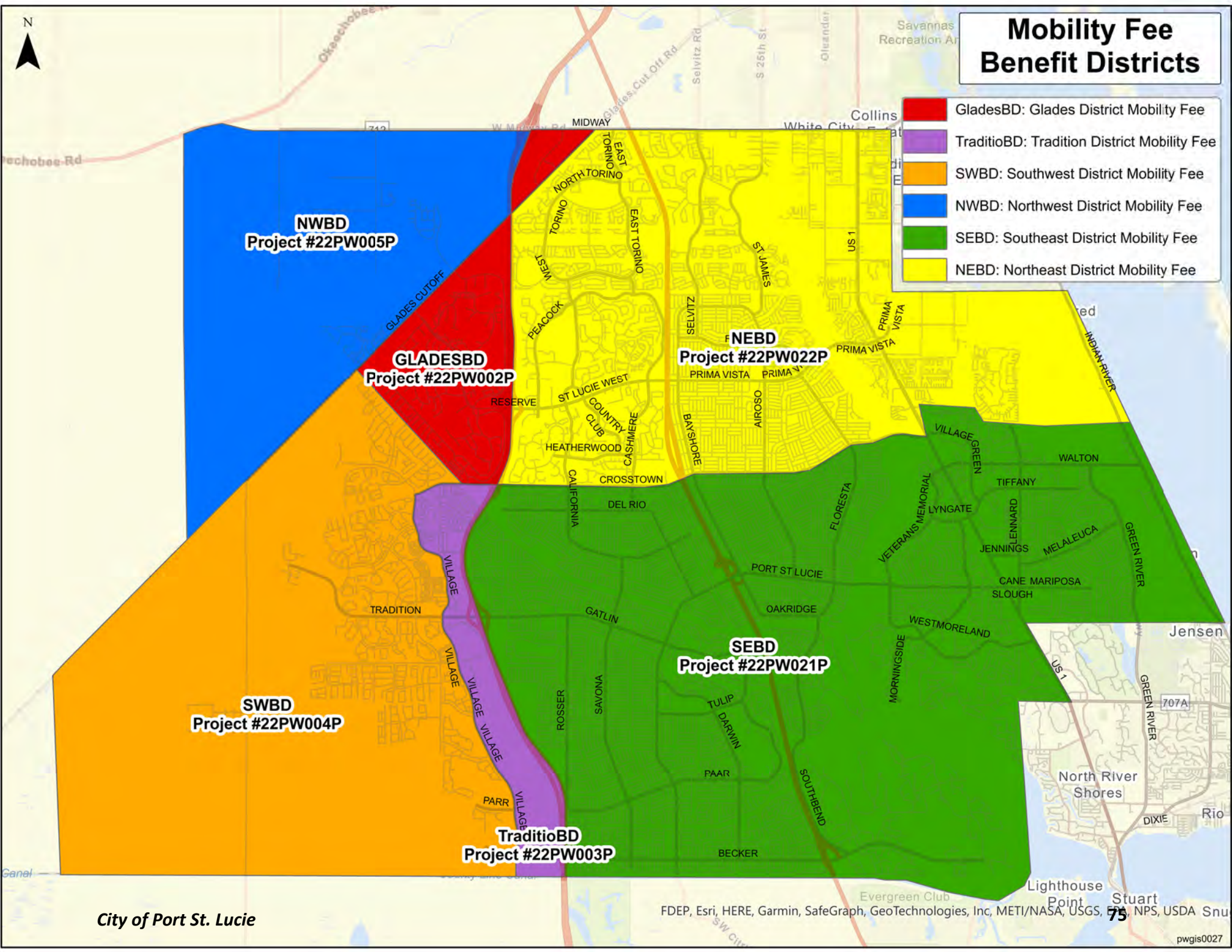
CITY OF PORT ST. LUCIE
 ROAD & BRIDGE CAPITAL IMPROVEMENT BUDGET - #304
 TEN YEAR PROJECTION
 FY 2023-24 PROPOSED BUDGET

	2023-2024	2024-2025	2025-2026	2026-2027	2027-2028	2028-2029	2029-2030	2030-2031	2031-2032	2032-2033
TRAFFIC CONTROL DIVISION - PUBLIC WORKS - #304-4121										
ADA Improvements - signals various locations (568813)	\$ 50,000	\$ 50,000	\$ 50,000	\$ 50,000	\$ 50,000	\$ 50,000	\$ 50,000	\$ 50,000	\$ 50,000	\$ 50,000
Signal Conversion (YELLOW FLASHING ARROW)	200,000	200,000	200,000	200,000	200,000	200,000	200,000	200,000	200,000	200,000
PSL Blvd South Segment 2.1 (Alcantarra to Darwin) (FDOT funded)	-	-	-	-	-	-	-	-	-	-
PSL Blvd South Segment 2.2 (Paar to Alcantarra) (Grant Match) moved up to FY 23/24- Transfer from GF	4,650,000	-	-	-	-	-	-	-	-	-
PSL Blvd South Segment 1 (Becker to Paar)	-	-	20,000,000	-	-	-	-	-	-	-
Airosa Thornhill Rehab	50,000	-	-	-	-	-	-	-	-	-
Pavement Condition and Asset inventory project cost	-	500,000	-	-	-	-	-	-	-	-
Gatlin/Savona Intersection Improvements - Applied for FDOT Grant	650,000	-	-	-	-	-	-	-	-	-
SLW Blvd Widening Improvements Construction portion TPO	3,000,000	-	-	-	-	-	-	-	-	-
Sub-Totals	\$ 8,600,000	\$ 750,000	\$ 20,250,000	\$ 250,000	\$ 250,000	\$ 250,000	\$ 250,000	\$ 250,000	\$ 250,000	\$ 250,000
STREETS DIVISION - PUBLIC WORKS - #304-4125										
Annual Resurfacing Program (534132) - PRICE INCREASE	\$4,350,000	\$4,000,000	\$4,000,000	\$4,000,000	\$4,500,000	\$7,200,000	\$7,200,000	\$7,200,000	\$7,200,000	\$7,200,000
Contract Repair / Improvements of Sidewalks (534133)	750,000	500,000	500,000	500,000	500,000	750,000	750,000	750,000	750,000	750,000
SW Glenwood Drive - Roadway Reconstruction	-	600,000	-	-	-	-	-	-	-	-
Gatlin Pines – Roadway Reconstruction	-	-	1,500,000	-	-	-	-	-	-	-
SW Import Drive - Roadway Reconstruction	-	-	-	-	1,200,000	-	-	-	-	-
Replace PW-4160 2016 Pothole Patch Truck	-	-	400,000	-	-	-	-	-	-	-
Sub-Totals	\$5,100,000	\$ 5,100,000	\$ 6,400,000	\$ 4,500,000	\$ 6,200,000	\$ 7,950,000	\$ 7,950,000	\$ 7,950,000	\$ 7,950,000	\$ 7,950,000
Internal Charges- transfer to the General Fund	\$ 53,177	\$ 54,240	\$ 55,325	\$ 56,432	\$ 57,560	\$ 58,712	\$ 59,886	\$ 61,084	\$ 62,305	\$ 63,551
Fund Transfer to General Fund - Debt Payment	-	-	-	-	-	-	-	-	-	-
Sub-Totals	\$ 53,177	\$ 54,240	\$ 55,325	\$ 56,432	\$ 57,560	\$ 58,712	\$ 59,886	\$ 61,084	\$ 62,305	\$ 63,551
TOTAL EXPENDITURES (Non-Mobility Fee Projects)	\$ 15,253,177	\$ 6,554,240	\$ 28,205,325	\$ 4,806,432	\$ 6,507,560	\$ 8,258,712	\$ 8,259,886	\$ 8,261,084	\$ 8,262,305	\$ 8,263,551
n-Mobility Fee Projects & Mobility Fees)	\$ 24,053,177	\$ 10,804,240	\$ 30,115,325	\$ 11,231,432	\$ 8,257,560	\$ 10,508,712	\$ 10,159,886	\$ 9,611,084	\$ 9,612,305	\$ 9,613,551
Designated CIP Reserve Mobility Fee Projects	\$ 4,882,263	\$ 7,106,884	\$ 11,348,025	\$ 10,766,833	\$ 14,568,654	\$ 17,593,065	\$ 20,703,921	\$ 24,114,381	\$ 27,286,951	\$ 30,263,473
Designated CIP Reserve Future Projects	\$ 4,572,073	\$ 3,609,315	\$ 1,902,653	\$ 2,186,044	\$ 869,783	\$ (2,094,127)	\$ (2,833,205)	\$ (2,726,529)	\$ (2,617,390)	\$ (2,573,744)
Designated CIP Reserves (Mobility Fee Projects & Future Projects)	\$ 9,454,336	\$ 10,716,199	\$ 13,250,678	\$ 12,952,877	\$ 15,438,437	\$ 15,498,938	\$ 17,870,716	\$ 21,387,851	\$ 24,669,560	\$ 27,689,729
SURPLUS/DEFICIT	\$ -	\$ -	\$ -	\$ -	\$ -	\$ -	\$ -	\$ -	\$ -	\$ -



Mobility Fee Benefit Districts

- GladesBD: Glades District Mobility Fee
- TraditioBD: Tradition District Mobility Fee
- SWBD: Southwest District Mobility Fee
- NWBD: Northwest District Mobility Fee
- SEBD: Southeast District Mobility Fee
- NEBD: Northeast District Mobility Fee





“A City for All Ages”

CITY OF PORT ST. LUCIE CAPITAL IMPROVEMENT PROJECT REQUEST FORM



PROJECT TYPE: NEW PROJECT PROJECT CHANGE/UPDATE

Department/Division: Public Works
Contact Person: Heath Stocton, P.E.
Phone #/Extension: x4239
Fund Number: 304-4105

Project Title: Project Management Costs for Capital Improvements

Amount Spent-to-date: Ongoing



Project Justification

Project Description & Scope: Management of unanticipated studies, reports, design, survey, geotechnical testing, & construction services for all Capital and Public Works Projects.

Purpose: Policy Directives

City Council Goal: Diverse economy and employment opportunities.

Return on Investment (ROI) Considerations

Payback Period (ROI): Project will enhance the quality of life or quality of governmental services for our citizens.

Financial Information

Funding Sources

Funding Type	FY 2023-24	FY 2024-25	FY 2025-26	FY 2026-27	FY 2027-28
Southeast Benefit Mobility fees	\$ 100,000	\$ 100,000	\$ 100,000	\$ 100,000	\$ 100,000
Totals	\$ 100,000	\$ 100,000	\$ 100,000	\$ 100,000	\$ 100,000

Capital Project Expenditures/Expenses

Activity	FY 2023-24	FY 2024-25	FY 2025-26	FY 2026-27	FY 2027-28
Admin Oversight	\$ 100,000	\$ 100,000	\$ 100,000	\$ 100,000	\$ 100,000
Totals	\$ 100,000	\$ 100,000	\$ 100,000	\$ 100,000	\$ 100,000

Impact on Operational Expenditures/Expenses

Activity	FY 2023-24	FY 2024-25	FY 2025-26	FY 2026-27	FY 2027-28
Operating Expense - Staff Costs	\$ 5,000	\$ 5,000	\$ 5,000	\$ 5,000	\$ 5,000
Totals	\$ 5,000	\$ 5,000	\$ 5,000	\$ 5,000	\$ 5,000

CITY OF PORT ST. LUCIE CAPITAL IMPROVEMENT PROJECT REQUEST FORM



PROJECT TYPE: NEW PROJECT PROJECT CHANGE/UPDATE

Department/Division: Public Works
Contact Person: Frank Knott
Phone #/Extension: X4290
Fund Number: 304-4105



Project Title: New Sidewalks-Citywide
Amount Spent-to-date: Ongoing

Project Justification

Project Description & Scope:

Design and Construct Sidewalks throughout the City in accordance with the approved 10 year sidewalk program list. Additional projects may be added to take advantage of grant opportunities. This item funds the City's 10-year approved sidewalk plan (available on the City's website) and is supplemented by funds provided by the half-cent sales tax. The sales tax contributions are secured through FY 28/29 and amounts vary annually. Please refer to fund 310 for actual sales tax expenditures.

Purpose: Life Safety

City Council Goal: Safe, clean and beautiful.

Return on Investment (ROI) Considerations

Payback Period (ROI): Project will enhance the quality of life or quality of governmental services for our citizens.

Financial Information

Funding Sources

Funding Type	FY 2023-24	FY 2024-25	FY 2025-26	FY 2026-27	FY 2027-28
Southeast Benefit Mobility fees	\$ -	\$ -	\$ -	\$ 100,000	\$ 1,000,000
Southwest Benefit Mobility Fees	\$ 1,000,000	\$ 1,000,000	-	900,000	-
Northeast Benefit Mobility Fees			\$ 1,000,000		
Totals	\$ 1,000,000	\$ 1,000,000	\$ 1,000,000	\$ 1,000,000	\$ 1,000,000

Capital Project Expenditures/Expenses

Activity	FY 2023-24	FY 2024-25	FY 2025-26	FY 2026-27	FY 2027-28
Construction	\$ 1,000,000	\$ 1,000,000	\$ 1,000,000	\$ 1,000,000	\$ 1,000,000
Totals	\$ 1,000,000	\$ 1,000,000	\$ 1,000,000	\$ 1,000,000	\$ 1,000,000

Impact on Operational Expenditures/Expenses

Activity	FY 2023-24	FY 2024-25	FY 2025-26	FY 2026-27	FY 2027-28
Operating Expense - Staff Costs	\$ 5,000	\$ 5,000	\$ 5,000	\$ 5,000	\$ 5,000
Totals	\$ 5,000	\$ 5,000	\$ 5,000	\$ 5,000	\$ 5,000

CITY OF PORT ST. LUCIE- PRICE INCREASE CAPITAL IMPROVEMENT PROJECT REQUEST FORM



PROJECT TYPE: NEW PROJECT PROJECT CHANGE/UPDATE

Department/Division: Public Works
Contact Person: Frank Knott
Phone #/Extension: X4290
Fund Number: 304-4105



Project Title: Traffic Calming

Amount Spent-to-date: Ongoing

Project Justification

Project Description & Scope: This item is allocated for either development of traffic calming plans or implementation of traffic calming measures.

Purpose: Policy Directives

City Council Goal: Safe, clean and beautiful.

Return on Investment (ROI) Considerations

Payback Period (ROI): Project will enhance the quality of life or quality of governmental services for our citizens.

Financial Information

Funding Sources

Funding Type	FY 2023-24	FY 2024-25	FY 2025-26	FY 2026-27	FY 2027-28
Southeast Benefit Mobility fees	\$ 600,000	\$ 125,000	\$ 250,000	\$ 250,000	\$ 250,000
Northeast Benefit Mobility Fees	\$ -	\$ 125,000	\$ -	\$ -	\$ -
Totals	\$ 600,000	\$ 250,000	\$ 250,000	\$ 250,000	\$ 250,000

Capital Project Expenditures/Expenses

Activity	FY 2023-24	FY 2024-25	FY 2025-26	FY 2026-27	FY 2027-28
Analysis, Construction	\$ 600,000	\$ 250,000	\$ 250,000	\$ 250,000	\$ 250,000
Totals	\$ 600,000	\$ 250,000	\$ 250,000	\$ 250,000	\$ 250,000

Impact on Operational Expenditures/Expenses

Activity	FY 2023-24	FY 2024-25	FY 2025-26	FY 2026-27	FY 2027-28
Operating Expense - Staff Costs	\$ 5,000	\$ 5,000	\$ 5,000	\$ 5,000	\$ 5,000
Totals	\$ 5,000	\$ 5,000	\$ 5,000	\$ 5,000	\$ 5,000

CITY OF PORT ST. LUCIE - PRICE INCREASE CAPITAL IMPROVEMENT PROJECT REQUEST FORM



PROJECT TYPE: NEW PROJECT PROJECT CHANGE/UPDATE

Department/Division: Public Works
Contact Person: Frank Knott
Phone #/Extension: X4290
Fund Number: 304-4105

Project Title: New Sidewalk Kestor Drive

Amount Spent-to-date:



Project Justification

Project Description & Scope: Provide a safe, clean, and beautiful environment for the citizens by constructing a 6-foot wide sidewalk on the north and east side of Kestor Drive between Darwin Boulevard and Becker Road. Citywide local funds for the new sidewalk will fund the design of the sidewalk in fiscal year 22/23 and partially fund the construction in fiscal year 24/25. A LAP Agreement for approximately \$650,000 will supplement construction costs.

Purpose: Policy Directives

City Council Goal: Safe, clean and beautiful.

Return on Investment (ROI) Considerations

Payback Period (ROI): Project will enhance the quality of life or quality of governmental services for our citizens.

Financial Information

Funding Sources

Funding Type	FY 2023-24	FY 2024-25	FY 2025-26	FY 2026-27	FY 2027-28
FDOT LAP Agreement (approved)	\$ -	\$ 650,000	\$ -	\$ -	\$ -
Southeast Benefit Mobility fees	-	200,000	-	-	-
Totals	\$ -	\$ 850,000	\$ -	\$ -	\$ -

Capital Project Expenditures/Expenses

Activity	FY 2023-24	FY 2024-25	FY 2025-26	FY 2026-27	FY 2027-28
Construction	\$ -	\$ 850,000	\$ -	\$ -	\$ -
Totals	\$ -	\$ 850,000	\$ -	\$ -	\$ -

Impact on Operational Expenditures/Expenses

Activity	FY 2023-24	FY 2024-25	FY 2025-26	FY 2026-27	FY 2027-28
Operating Expense - Maintenance	\$ -	\$ 1,500	\$ -	\$ -	\$ -
Totals	\$ -	\$ 1,500	\$ -	\$ -	\$ -

CITY OF PORT ST. LUCIE - PRICE INCREASE CAPITAL IMPROVEMENT PROJECT REQUEST FORM



PROJECT TYPE: NEW PROJECT PROJECT CHANGE/UPDATE

Department/Division: Public Works
Contact Person: Frank Knott
Phone #/Extension: X4290
Fund Number: 304-4105



Project Title: New Sidewalk Volucia Drive

Amount Spent-to-date:

Project Justification

Project Description & Scope: Provide a safe, clean, and beautiful environment for the citizens by constructing an 8-foot to 10-foot wide sidewalk on the east side of Volucia Drive between East Torino Parkway and Blanton Blvd. Citywide local funds for the new sidewalk will fund the design and construction of the sidewalk in fiscal year 25/26. A LAP Agreement for approximately \$650,000 will supplement construction costs. Connects to Regional Park and Master Plan.

Purpose: Policy Directives

City Council Goal: Safe, clean and beautiful.

Return on Investment (ROI) Considerations

Payback Period (ROI): Project will enhance the quality of life or quality of governmental services for our citizens.

Financial Information

Funding Sources

Funding Type	FY 2023-24	FY 2024-25	FY 2025-26	FY 2026-27	FY 2027-28
FDOT LAP Agreement (approved)	\$ -		\$ 650,000	\$ -	\$ -
Recreation Trail Program Grant	-	-	200,000	-	-
Totals	\$ -	\$ -	\$ 850,000	\$ -	\$ -

Capital Project Expenditures/Expenses

Activity	FY 2023-24	FY 2024-25	FY 2025-26	FY 2026-27	FY 2027-28
Construction	\$ -		\$ 850,000	\$ -	\$ -
Totals	\$ -	\$ -	\$ 850,000	\$ -	\$ -

Impact on Operational Expenditures/Expenses

Activity	FY 2023-24	FY 2024-25	FY 2025-26	FY 2026-27	FY 2027-28
Operating Expense - Maintenance	\$ -		\$ 1,500		
Totals	\$ -	\$ -	\$ 1,500	\$ -	\$ -

CITY OF PORT ST. LUCIE CAPITAL IMPROVEMENT PROJECT REQUEST FORM



PROJECT TYPE: NEW PROJECT PROJECT CHANGE/UPDATE

Department/Division: Public Works
Contact Person: Frank Knott
Phone #/Extension: X4290
Fund Number: 304-4105

Project Title: Peacock Improvements with Interchange

Amount Spent-to-date: \$ -



Project Justification

Project Description & Scope: City Council has directed Staff to implement improvements to the Peacock/SLW intersection identified in FDOT's 195 Master Plan. The goal is to implement the improvements in a timeline to coincide with FDOT's bridge and interchange improvements. Due to budgetary constraints, project will be phased with a completion in 23/24. Applied for contribution, waiting for approval.

Purpose: Policy Directives

City Council Goal: High-quality infrastructure and facilities.

Return on Investment (ROI) Considerations

Payback Period (ROI): Project will enhance the quality of life or quality of governmental services for our citizens.

Financial Information

Funding Sources

Funding Type	FY 2023-24	FY 2024-25	FY 2025-26	FY 2026-27	FY 2027-28
Northeast Benefit Mobility Fees	\$ 470,000	\$ -	\$ -	\$ -	\$ -
Southwest Benefit Mobility Fees	\$ 1,030,000				
St. Lucie County Contribution (applied)	1,500,000	-	-	-	-
Totals	\$ 3,000,000	\$ -	\$ -	\$ -	\$ -

Capital Project Expenditures/Expenses

Activity	FY 2023-24	FY 2024-25	FY 2025-26	FY 2026-27	FY 2027-28
Design	\$ -	\$ -	\$ -	\$ -	\$ -
Construction	3,000,000	-	-	-	-
Totals	\$ 3,000,000	\$ -	\$ -	\$ -	\$ -

Impact on Operational Expenditures/Expenses

Activity	FY 2023-24	FY 2024-25	FY 2025-26	FY 2026-27	FY 2027-28
Operating Expense - Staff Costs	\$ 5,000	\$ -	\$ -	\$ -	\$ -
Totals	\$ 5,000	\$ -	\$ -	\$ -	\$ -

CITY OF PORT ST. LUCIE - PRICE INCREASE CAPITAL IMPROVEMENT PROJECT REQUEST FORM



PROJECT TYPE: NEW PROJECT PROJECT CHANGE/UPDATE

Department/Division: Public Works
Contact Person: Paul Johnson
Phone #/Extension: X5182
Fund Number: 304-4121

Project Title: ADA Improvements-Signals
 Various Locations

Amount Spent-to-date: Ongoing



Project Justification

Project Description & Scope: This project consists of citywide traffic signal improvements to comply with FDOT and American Disability Act (ADA) Standards.

Purpose: Regulatory/Contractual

City Council Goal: Safe, clean and beautiful.

Return on Investment (ROI) Considerations

Payback Period (ROI): Project will enhance the quality of life or quality of governmental services for our citizens.

Financial Information

Funding Sources

Funding Type	FY 2023-24	FY 2024-25	FY 2025-26	FY 2026-27	FY 2027-28
Gas Tax	\$ 50,000	\$ 50,000	\$ 50,000	\$ 50,000	\$ 50,000
Totals	\$ 50,000	\$ 50,000	\$ 50,000	\$ 50,000	\$ 50,000

Capital Project Expenditures/Expenses

Activity	FY 2023-24	FY 2024-25	FY 2025-26	FY 2026-27	FY 2027-28
ADA Improvements-Signals Various Locations	\$ 50,000	\$ 50,000	\$ 50,000	\$ 50,000	\$ 50,000
Totals	\$ 50,000	\$ 50,000	\$ 50,000	\$ 50,000	\$ 50,000

Impact on Operational Expenditures/Expenses

Activity	FY 2023-24	FY 2024-25	FY 2025-26	FY 2026-27	FY 2027-28
Operating Expense - Maintenance	\$ 2,000	\$ 2,000	\$ 2,000	\$ 2,000	\$ 2,000
Totals	\$ 2,000	\$ 2,000	\$ 2,000	\$ 2,000	\$ 2,000

CITY OF PORT ST. LUCIE - **NO CHANGE** CAPITAL IMPROVEMENT PROJECT REQUEST FORM

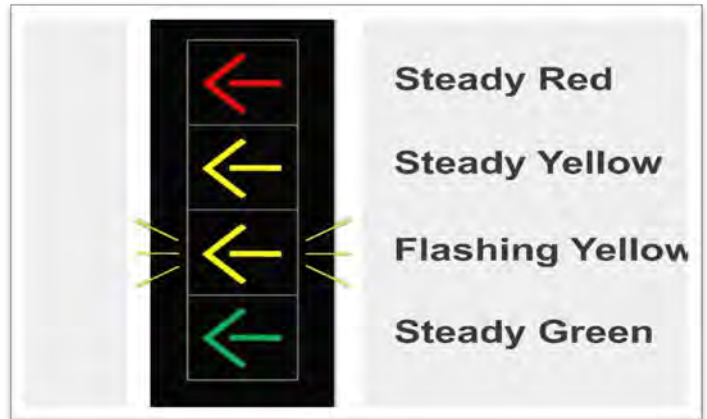


PROJECT TYPE: NEW PROJECT PROJECT CHANGE/UPDATE

Department/Division: Public Works
Contact Person: Paul Johnson
Phone #/Extension: X5182
Fund Number: 304-4121

Project Title: Signal Conversion

Amount Spent-to-date: \$ -



Project Justification

Project Description & Scope: Conversion of citywide traffic signals to enhance driver awareness of the protective/permissive allowable movements. This may assist in reducing traffic congestion and enhance safety for these movements. Possible FEMA Emergency Management dollars.

Purpose: Best Practices/Industry Standards

City Council Goal: High-quality infrastructure and facilities.

Return on Investment (ROI) Considerations

Payback Period (ROI): Project will enhance the quality of life or quality of governmental services for our citizens.

Financial Information

Funding Sources

Funding Type	FY 2023-24	FY 2024-25	FY 2025-26	FY 2026-27	FY 2027-28
Gas Tax	\$ 200,000	\$ 200,000	\$ 200,000	\$ 200,000	\$ 200,000
Totals	\$ 200,000	\$ 200,000	\$ 200,000	\$ 200,000	\$ 200,000

Capital Project Expenditures/Expenses

Activity	FY 2023-24	FY 2024-25	FY 2025-26	FY 2026-27	FY 2027-28
Signal Conversion	\$ 200,000	\$ 200,000	\$ 200,000	\$ 200,000	\$ 200,000
Totals	\$ 200,000	\$ 200,000	\$ 200,000	\$ 200,000	\$ 200,000

Impact on Operational Expenditures/Expenses

Activity	FY 2023-24	FY 2024-25	FY 2025-26	FY 2026-27	FY 2027-28
Operating Expense - Staff Costs	\$ 5,000	\$ 5,000	\$ 5,000	\$ 5,000	\$ 5,000
Totals	\$ 5,000	\$ 5,000	\$ 5,000	\$ 5,000	\$ 5,000

CITY OF PORT ST. LUCIE - NO CHANGE CAPITAL IMPROVEMENT PROJECT REQUEST FORM



PROJECT TYPE: NEW PROJECT PROJECT CHANGE/UPDATE

Department/Division: Public Works
Contact Person: Clyde Cuffy, P.E.
Phone #/Extension: X7643
Fund Number: 304-4121

Project Title: Port St. Lucie Boulevard South
 Improvements Seg. 2.2
 (Paar Dr to Alcantarra Blvd)



Amount Spent-to-date: \$ -

Project Justification

Project Description & Scope: Provide local funds to match grant funds for reconstruction of PSL Blvd from Paar Dr. to Alcantarra Blvd. Project includes widening of roadway from 2 lanes to 4 lanes, install new drainage, curb & gutter, multi-modal sidewalks, lighting, landscaping, and signalization. Project administration by FDOT. Construction scheduled in FY24 (Oct 2023) of FDOT 5-Year Work Plan. FDOT will require matching funds by April 2024. TRIP Grant 50/50

Purpose: Life Safety

City Council Goal: High-quality infrastructure and facilities.

Return on Investment (ROI) Considerations

Payback Period (ROI): Project will enhance the quality of life or quality of governmental services for our citizens.

Financial Information

Funding Sources

Funding Type	FY 2023-24	FY 2024-25	FY 2025-26	FY 2026-27	FY 2027-28
Transfer from General Fund	\$ 2,650,000	\$ -	\$ -	\$ -	\$ -
Grant (applied)	2,000,000				
Totals	\$ 4,650,000	\$ -	\$ -	\$ -	\$ -

Capital Project Expenditures/Expenses

Activity	FY 2023-24	FY 2024-25	FY 2025-26	FY 2026-27	FY 2027-28
Local Match - Construction	\$ 4,650,000	\$ -	\$ -	\$ -	\$ -
Totals	\$ 4,650,000	\$ -	\$ -	\$ -	\$ -

Impact on Operational Expenditures/Expenses

Activity	FY 2023-24	FY 2024-25	FY 2025-26	FY 2026-27	FY 2027-28
Operating Expense - Maintenance	\$ -	\$ 10,000	\$ 10,000	\$ 10,000	\$ 10,000
Totals	\$ -	\$ 10,000	\$ 10,000	\$ 10,000	\$ 10,000

CITY OF PORT ST. LUCIE - PRICE INCREASE CAPITAL IMPROVEMENT PROJECT REQUEST FORM



PROJECT TYPE: NEW PROJECT PROJECT CHANGE/UPDATE

Department/Division: Public Works
Contact Person: Clyde Cuffy, P.E.
Phone #/Extension: X7643
Fund Number: 304-4121

Project Title: PSL Blvd South Segment 1
(Becker to Paar)



Amount Spent-to-date:

Project Justification

Project Description & Scope: Project includes widening of roadway from 2 lanes to 4 lanes, install new drainage, curb & gutter, multi-modal sidewalks, lighting, landscaping, bridge, and signalization. Project administration by FDOT. Budget for possible property acquisition to add 4th approach to PSL Blvd and Gig PI intersection.

Purpose: Life Safety

City Council Goal: High-quality infrastructure and facilities.

Return on Investment (ROI) Considerations

Payback Period (ROI): Project will enhance the quality of life or quality of governmental services for our citizens.

Financial Information

Funding Sources

Funding Type	FY 2023-24	FY 2024-25	FY 2025-26	FY 2026-27	FY 2027-28
Southeast Benefit Mobility fees	\$ 200,000	\$ -	\$ -	\$ -	\$ -
Interfund Transfer from GF	-	-	8,650,000		
Funds from Line of Credit			11,350,000		
Totals	\$ 200,000	\$ -	\$ 20,000,000	\$ -	\$ -

Capital Project Expenditures/Expenses

Activity	FY 2023-24	FY 2024-25	FY 2025-26	FY 2026-27	FY 2027-28
Property Acquisition	\$ 200,000	\$ -	\$ -	\$ -	\$ -
Construction	-	-	20,000,000	-	-
Totals	\$ 200,000	\$ -	\$ 20,000,000	\$ -	\$ -

Impact on Operational Expenditures/Expenses

Activity	FY 2023-24	FY 2024-25	FY 2025-26	FY 2026-27	FY 2027-28
Landscape Operating Expenses	\$ -	\$ -	\$ 5,000	\$ -	\$ -
Totals	\$ -	\$ -	\$ 5,000	\$ -	\$ -

CITY OF PORT ST. LUCIE - **NO CHANGE** CAPITAL IMPROVEMENT PROJECT REQUEST FORM



PROJECT TYPE: NEW PROJECT PROJECT CHANGE/UPDATE

Department/Division: Public Works
Contact Person: Joseph DeFronzo, P.E., RSP1
Phone #/Extension: x5111
Fund Number: 304-4121



Project Title: Cameo Blvd. & PSL Blvd. Intersection Improvements

Amount Spent-to-date: \$ -

Project Justification

Project Description & Scope: Intersection sees high volumes and subsequent delays, especially during the morning and afternoon peak hours. Additionally, the existing traffic signals are mounted on outdated strain poles and span wires. New mast arms will be installed with new signal heads and detection cameras. Improvements will also be made to southbound Cameo Boulevard.

Purpose: Improve Traffic Flow

City Council Goal: High-quality infrastructure and facilities.

Return on Investment (ROI) Considerations

Payback Period (ROI): Project will enhance the quality of life or quality of governmental services for our citizens.

Financial Information

Funding Sources

Funding Type	FY 2023-24	FY 2024-25	FY 2025-26	FY 2026-27	FY 2027-28
Southeast Benefit Mobility fees	\$ 1,200,000	\$ -	\$ -	\$ -	\$ -
Totals	\$ 1,200,000	\$ -	\$ -	\$ -	\$ -

Capital Project Expenditures/Expenses

Activity	FY 2023-24	FY 2024-25	FY 2025-26	FY 2026-27	FY 2027-28
Design	\$ -	\$ -	\$ -	\$ -	\$ -
Construction	1,200,000	-	-	-	-
Totals	\$ 1,200,000	\$ -	\$ -	\$ -	\$ -

Impact on Operational Expenditures/Expenses

Activity	FY 2023-24	FY 2024-25	FY 2025-26	FY 2026-27	FY 2027-28
Operating Expense - Maintenance	\$ 17,000	\$ 6,000	\$ 6,000	\$ 6,000	\$ 6,000
Totals	\$ 17,000	\$ 6,000	\$ 6,000	\$ 6,000	\$ 6,000

CITY OF PORT ST. LUCIE - **NO CHANGE** CAPITAL IMPROVEMENT PROJECT REQUEST FORM



PROJECT TYPE: NEW PROJECT PROJECT CHANGE/UPDATE

Department/Division: Public Works
Contact Person: Joseph DeFronzo, P.E., RSP1
Phone #/Extension: x5111
Fund Number 304-4121



Project Title: Savona Blvd. & Paar Drive
Intersection Improvements

Amount Spent-to-date \$ -

Project Justification

Project Description & Scope:

Intersection sees high volumes and subsequent delays, especially during the morning and afternoon peak hours. Temporary improvements were recently completed to add signalization, a northbound left turn lane, and an eastbound right turn lane. This project will analyze the intersection, recommend a permanent improvement, and then design and construct said improvements.

Purpose: Best Practices/Industry Standards

City Council Goal: High-quality infrastructure and facilities.

Return on Investment (ROI) Considerations

Payback Period (ROI): Project will enhance the quality of life or quality of governmental services for our citizens.

Financial Information

Funding Sources

Funding Type	FY 2023-24	FY 2024-25	FY 2025-26	FY 2026-27	FY 2027-28
Southeast Benefit Mobility fees	\$ 150,000	\$ 1,200,000	\$ -	\$ -	\$ -
Totals	\$ 150,000	\$ 1,200,000	\$ -	\$ -	\$ -

Capital Project Expenditures/Expenses

Activity	FY 2023-24	FY 2024-25	FY 2025-26	FY 2026-27	FY 2027-28
Analysis & Design	\$ 150,000	\$ -	\$ -	\$ -	\$ -
Construction and CEI	-	1,200,000	-	-	-
Totals	\$ 150,000	\$ 1,200,000	\$ -	\$ -	\$ -

Impact on Operational Expenditures/Expenses

Activity	FY 2023-24	FY 2024-25	FY 2025-26	FY 2026-27	FY 2027-28
Operating Expense - Staff Costs / Maint.	\$ 7,500	\$ 17,000	\$ 1,000	\$ 1,000	\$ 1,000
Totals	\$ 7,500	\$ 17,000	\$ 1,000	\$ 1,000	\$ 1,000

CITY OF PORT ST. LUCIE - **NEW PROJECT** CAPITAL IMPROVEMENT PROJECT REQUEST FORM



PROJECT TYPE: NEW PROJECT PROJECT CHANGE/UPDATE

Department/Division: Public Works
Contact Person: Paul Johnson
Phone #/Extension: X 5182
Fund Number: 304-4121



Project Title: Village Parkway - Replacement Lights
Project Number:
Amount Spent-to-date: \$ -

Project Justification

Project Description & Scope: Replacement of the fixtures and rehab (replacing conductor underground and in the poles) streetlighting from Becker Road to Tradition Pkwy.

Purpose: Best Practices

City Council Goal: High-quality infrastructure and facilities.

Return on Investment (ROI) Considerations

Payback Period (ROI): Project will enhance the quality of life or quality of governmental services for our citizens.

Financial Information

Funding Sources					
Funding Type	FY 2023-24	FY 2024-25	FY 2025-26	FY 2026-27	FY 2027-28
Tradition Benefit Mobility Fees	\$ 1,000,000		\$ -		
Southwest Benefit Mobility Fees	900,000		-		
Totals	\$ 1,900,000	\$ -	\$ -	\$ -	\$ -

Capital Project Expenditures/Expenses					
Activity	FY 2023-24	FY 2024-25	FY 2025-26	FY 2026-27	FY 2027-28
Design / Construction	\$ 1,900,000		\$ -		
Totals	\$ 1,900,000	\$ -	\$ -	\$ -	\$ -

Impact on Operational Expenditures/Expenses					
Activity	FY 2023-24	FY 2024-25	FY 2025-26	FY 2026-27	FY 2027-28
Operating Expenses-Staff Costs	5,000				
Totals	\$ 5,000	\$ -	\$ -	\$ -	\$ -

CITY OF PORT ST. LUCIE - NEW PROJECT CAPITAL IMPROVEMENT PROJECT REQUEST FORM



PROJECT TYPE: NEW PROJECT PROJECT CHANGE/UPDATE

Department/Division: Public Works
Contact Person: Joseph DeFronzo, P.E., RSP1
Phone #/Extension: x5111
Fund Number: 304-4121



Project Title: Southbend Blvd Widening Improvements
 Conceptual Design New Project

Project Number:
Amount Spent-to-date: \$ -

Project Justification

Project Description & Scope: Widening from Becker Road to Floresta/Oakridge Roundabout with new bridge, drainage, curb & gutter, trails, lighting, and landscaping.

Purpose: Best Practices

City Council Goal: High-quality infrastructure and facilities.

Return on Investment (ROI) Considerations

Payback Period (ROI): Project will enhance the quality of life or quality of governmental services for our citizens.

Financial Information

Funding Sources					
Funding Type	FY 2023-24	FY 2024-25	FY 2025-26	FY 2026-27	FY 2027-28
Southeast Benefit Mobility fees	\$ 50,000		\$ -		
Totals	\$ 50,000	\$ -	\$ -	\$ -	\$ -

Capital Project Expenditures/Expenses					
Activity	FY 2023-24	FY 2024-25	FY 2025-26	FY 2026-27	FY 2027-28
Conceptual Design	\$ 50,000		\$ -		
Totals	\$ 50,000	\$ -	\$ -	\$ -	\$ -

Impact on Operational Expenditures/Expenses					
Activity	FY 2023-24	FY 2024-25	FY 2025-26	FY 2026-27	FY 2027-28
Operating Expenses-Staff Costs	1,000				
Totals	\$ 1,000	\$ -	\$ -	\$ -	\$ -

CITY OF PORT ST. LUCIE - **NEW PROJECT** CAPITAL IMPROVEMENT PROJECT REQUEST FORM



PROJECT TYPE: NEW PROJECT PROJECT CHANGE/UPDATE

Department/Division: Public Works
Contact Person: Joseph DeFronzo, P.E., RSP1
Phone #/Extension: x5111
Fund Number: 304-4121

Project Title: Savona & Alcantarra Intersection Improvements



Amount Spent-to-date:

Project Justification

Project Description & Scope: Construct roundabout
Purpose: Life Safety
City Council Goal: High-quality infrastructure and facilities.

Return on Investment (ROI) Considerations

Payback Period (ROI): Project will enhance the quality of life or quality of governmental services for our citizens.

Financial Information

Funding Sources

Funding Type	FY 2023-24	FY 2024-25	FY 2025-26	FY 2026-27	FY 2027-28
Southeast Benefit Mobility fees	\$ -	\$ 1,500,000	\$ -	\$ -	\$ -
Totals	\$ -	\$ 1,500,000	\$ -	\$ -	\$ -

Capital Project Expenditures/Expenses

Activity	FY 2023-24	FY 2024-25	FY 2025-26	FY 2026-27	FY 2027-28
Construction	\$ -	\$ 1,500,000	\$ -	\$ -	\$ -
Totals	\$ -	\$ 1,500,000	\$ -	\$ -	\$ -

Impact on Operational Expenditures/Expenses

Activity	FY 2023-24	FY 2024-25	FY 2025-26	FY 2026-27	FY 2027-28
Operating Expense - Maintenance	\$ -	\$ 5,000	\$ -	\$ -	\$ -
Totals	\$ -	\$ 5,000	\$ -	\$ -	\$ -

CITY OF PORT ST. LUCIE - **NEW PROJECT** CAPITAL IMPROVEMENT PROJECT REQUEST FORM



PROJECT TYPE: NEW PROJECT PROJECT CHANGE/UPDATE

Department/Division: Public Works
Contact Person: Frank Knott
Phone #/Extension: X4290
Fund Number: 304-4121

Project Title: Peacock Trail

Amount Spent-to-date:



Project Justification

Project Description & Scope: Construct Peacock Trail from Gatlin Park & Ride to O.L. Peacock Sr. Park

Purpose: Best Practices/Industry Standards

City Council Goal: High-performing city government organization.

Return on Investment (ROI) Considerations

Payback Period (ROI): Project will enhance the quality of life or quality of governmental services for our citizens.

Financial Information

Funding Sources

Funding Type	FY 2023-24	FY 2024-25	FY 2025-26	FY 2026-27	FY 2027-28
Recreation Trail Program Grant	\$ -	\$ -	\$ 650,000	\$ -	\$ -
Totals	\$ -	\$ -	\$ 650,000	\$ -	\$ -

Capital Project Expenditures/Expenses

Activity	FY 2023-24	FY 2024-25	FY 2025-26	FY 2026-27	FY 2027-28
Construction	\$ -	\$ -	\$ 650,000	\$ -	\$ -
Totals	\$ -	\$ -	\$ 650,000	\$ -	\$ -

Impact on Operational Expenditures/Expenses

Activity	FY 2023-24	FY 2024-25	FY 2025-26	FY 2026-27	FY 2027-28
Operating Expense-Staff Costs	\$ -	\$ -	\$ -	\$ -	\$ -
Totals	\$ -	\$ -	\$ -	\$ -	\$ -

CITY OF PORT ST. LUCIE - **NEW PROJECT** CAPITAL IMPROVEMENT PROJECT REQUEST FORM

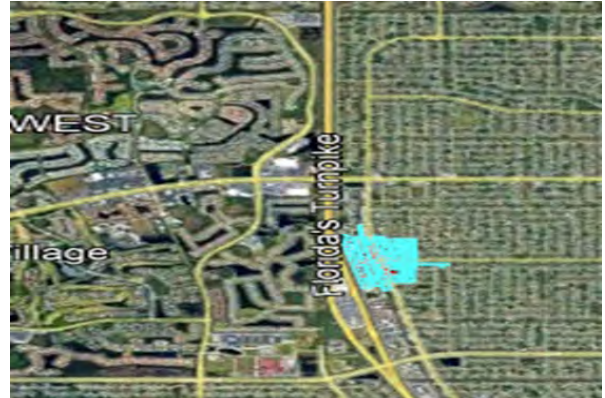


PROJECT TYPE: NEW PROJECT PROJECT CHANGE/UPDATE

Department/Division: Public Works
Contact Person: Joseph DeFronzo
Phone #/Extension: X5111
Fund Number: 304-4121

Project Title: NW Cashmere Widening & Mobility Improvements

Amount Spent-to-date: \$ -



Project Justification

Project Description & Scope: Widening from Crosstown Pkwy to Peacock Drive with new drainage, curb & gutter, multiuse paths, lighting, and landscaping.

Purpose: Best Practices/Industry Standards

City Council Goal: High-performing city government organization.

Return on Investment (ROI) Considerations

Payback Period (ROI): Project will enhance the quality of life or quality of governmental services for our citizens.

Financial Information

Funding Sources

Funding Type	FY 2023-24	FY 2024-25	FY 2025-26	FY 2026-27	FY 2027-28
Northeast Benefit Mobility fees	\$ -	\$ -	\$ -	\$ 350,000	\$ -
Totals	\$ -	\$ -	\$ -	\$ 350,000	\$ -

Capital Project Expenditures/Expenses

Activity	FY 2023-24	FY 2024-25	FY 2025-26	FY 2026-27	FY 2027-28
Design	\$ -	\$ -	\$ -	\$ 350,000	\$ -
Totals	\$ -	\$ -	\$ -	\$ 350,000	\$ -

Impact on Operational Expenditures/Expenses

Activity	FY 2023-24	FY 2024-25	FY 2025-26	FY 2026-27	FY 2027-28
Operating Expense-Staff Costs	\$ -	\$ -	\$ -	\$ -	\$ -
Totals	\$ -	\$ -	\$ -	\$ -	\$ -

CITY OF PORT ST. LUCIE - **NEW PROJECT** CAPITAL IMPROVEMENT PROJECT REQUEST FORM



PROJECT TYPE: NEW PROJECT PROJECT CHANGE/UPDATE

Department/Division: Public Works
Contact Person: Joseph DeFronzo
Phone #/Extension: X5111
Fund Number: 304-4121

Project Title: NW Bayshore Blvd Widening & Mobility Improvements

Amount Spent-to-date:



Project Justification

Project Description & Scope: Widening from Prima Vista Blvd to Selvitz Road with new drainage, curb & gutter, multiuse paths, lighting, and landscaping.

Purpose: Best Practices/Industry Standards

City Council Goal: High-performing city government organization.

Return on Investment (ROI) Considerations

Payback Period (ROI): Project will enhance the quality of life or quality of governmental services for our citizens.

Financial Information

Funding Sources

Funding Type	FY 2023-24	FY 2024-25	FY 2025-26	FY 2026-27	FY 2027-28
Northeast Benefit Mobility fees	\$ -	\$ -	\$ -	\$ 350,000	\$ -
Totals	\$ -	\$ -	\$ -	\$ 350,000	\$ -

Capital Project Expenditures/Expenses

Activity	FY 2023-24	FY 2024-25	FY 2025-26	FY 2026-27	FY 2027-28
Design	\$ -	\$ -	\$ -	\$ 350,000	\$ -
Totals	\$ -	\$ -	\$ -	\$ 350,000	\$ -

Impact on Operational Expenditures/Expenses

Activity	FY 2023-24	FY 2024-25	FY 2025-26	FY 2026-27	FY 2027-28
Operating Expense-Staff Costs	\$ -	\$ -	\$ -	\$ -	\$ -
Totals	\$ -	\$ -	\$ -	\$ -	\$ -

CITY OF PORT ST. LUCIE - **NEW PROJECT** CAPITAL IMPROVEMENT PROJECT REQUEST FORM



PROJECT TYPE: NEW PROJECT PROJECT CHANGE/UPDATE

Department/Division: Public Works
Contact Person: Joseph DeFranzo
Phone #/Extension: X5111
Fund Number: 304-4121

Project Title: SLW Blvd Widening Improvements
 Conceptual Design New Project

Amount Spent-to-date: \$ -



Project Justification

Project Description & Scope: Widening from Peacock Blvd to Cashmere Blvd with new drainage, curb & gutter, multiuse paths, lighting, and landscaping.

Purpose: Best Practices/Industry Standards

City Council Goal: High-performing city government organization.

Return on Investment (ROI) Considerations

Payback Period (ROI): Project will enhance the quality of life or quality of governmental services for our citizens.

Financial Information

Funding Sources

Funding Type	FY 2023-24	FY 2024-25	FY 2025-26	FY 2026-27	FY 2027-28
Northeast Benefit Mobility fees	\$ 500,000	\$ -	\$ -	\$ -	\$ -
Transportation Planning Organization (TPO)	\$ 3,000,000				
Totals	\$ 3,500,000	\$ -	\$ -	\$ -	\$ -

Capital Project Expenditures/Expenses

Activity	FY 2023-24	FY 2024-25	FY 2025-26	FY 2026-27	FY 2027-28
Conceptual Design	\$ 500,000	\$ -	\$ -	\$ -	\$ -
Construction	\$ 3,000,000	\$ -	\$ -	\$ -	\$ -
Totals	\$ 3,500,000	\$ -	\$ -	\$ -	\$ -

Impact on Operational Expenditures/Expenses

Activity	FY 2023-24	FY 2024-25	FY 2025-26	FY 2026-27	FY 2027-28
Operating Expense-Staff Costs	\$ 25,000	\$ -	\$ -	\$ -	\$ -
Totals	\$ 25,000	\$ -	\$ -	\$ -	\$ -

CITY OF PORT ST. LUCIE - **NEW PROJECT** CAPITAL IMPROVEMENT PROJECT REQUEST FORM



PROJECT TYPE: NEW PROJECT PROJECT CHANGE/UPDATE

Department/Division: Public Works/Traffic Operations
Contact Person: Nick DiBenedetto
Phone #/Extension: X5015
Fund Number: 304-4121

Project Title: Airoso Thornhill Rehab

Amount Spent-to-Date: \$ -



Project Justification

Project Description & Scope: This project will consist of signal rehabilitation work including upgrades for equipment, cable, conduit, pedestrian and traffic signal assemblies, detectors, etc.

Purpose: Best Practices/Industry Standards

City Council Goal: High-quality infrastructure and facilities.

Return on Investment (ROI) Considerations

Payback Period (ROI): Project will enhance the quality of life or quality of governmental services for our citizens.

Financial Information

Funding Sources

Funding Type	FY 2023-24	FY 2024-25	FY 2025-26	FY 2026-27	FY 2027-28
Gas Tax	\$ 50,000	\$ -	\$ -	\$ -	\$ -
Totals	\$ 50,000	\$ -	\$ -	\$ -	\$ -

Capital Project Expenditures/Expenses

Activity	FY 2023-24	FY 2024-25	FY 2025-26	FY 2026-27	FY 2027-28
Construction	\$ 50,000	\$ -	\$ -	\$ -	\$ -
Totals	\$ 50,000	\$ -	\$ -	\$ -	\$ -

Impact on Operational Expenditures/Expenses

Activity	FY 2023-24	FY 2024-25	FY 2025-26	FY 2026-27	FY 2027-28
Operating Expense-Staff Costs					
Totals	\$ -	\$ -	\$ -	\$ -	\$ -

CITY OF PORT ST. LUCIE - NO CHANGE CAPITAL IMPROVEMENT PROJECT REQUEST FORM



PROJECT TYPE: NEW PROJECT PROJECT CHANGE/UPDATE

Department/Division: Public Works
Contact Person: Joseph DeFronzo, P.E., RSP1
Phone #/Extension: x5111
Fund Number: 304-4121

Project Title: Darwin Blvd. & Paar Drive Intersection Improvements

Amount Spent-to-date: \$ -



Project Justification

Project Description & Scope: Intersection sees high volumes and subsequent delays, especially during the morning and afternoon peak hours. Temporary improvements were completed to add signalization. This project will analyze the intersection, recommend a permanent improvement, and then design and construct said improvements. The favored and most likely treatment will be installation of a modern roundabout.

Purpose: Best Practices/Industry Standards

City Council Goal: High-quality infrastructure and facilities.

Return on Investment (ROI) Considerations

Payback Period (ROI): Project will enhance the quality of life or quality of governmental services for our citizens.

Financial Information

Funding Sources

Funding Type	FY 2023-24	FY 2024-25	FY 2025-26	FY 2026-27	FY 2027-28
Southeast Benefit Mobility fees	\$ -		\$ 200,000	\$ 200,000	\$ -
Tradition Benefit Mobility Fees				1,000,000	
Totals	\$ -	\$ -	\$ 200,000	\$ 1,200,000	\$ -

Capital Project Expenditures/Expenses

Activity	FY 2023-24	FY 2024-25	FY 2025-26	FY 2026-27	FY 2027-28
Analysis & Design	\$ -		\$ 200,000		\$ -
Construction and CEI	-	-	-	1,200,000	-
Totals	\$ -	\$ -	\$ 200,000	\$ 1,200,000	\$ -

Impact on Operational Expenditures/Expenses

Activity	FY 2023-24	FY 2024-25	FY 2025-26	FY 2026-27	FY 2027-28
Operating Expense - Staff Costs	\$ -		\$ 15,000	\$ 15,000	\$ -
Totals	\$ -	\$ -	\$ 15,000	\$ 15,000	\$ -

CITY OF PORT ST. LUCIE - **NO CHANGE** CAPITAL IMPROVEMENT PROJECT REQUEST FORM



PROJECT TYPE: NEW PROJECT PROJECT CHANGE/UPDATE

Department/Division: Public Works
Contact Person: Joseph DeFronzo, P.E., RSP1
Phone #/Extension: x5111
Fund Number: 304-4121



Project Title: Del Rio Blvd. & California Blvd.
Intersection Improvements

Amount Spent-to-date:

Project Justification

Project Description & Scope: Intersection sees high volumes and subsequent delays, especially during the morning and afternoon peak hours. Temporary improvements were completed to add signalization and coordination with Crosstown Parkway. This project will analyze the intersection, recommend a permanent improvement, and then design and construct said improvements. The favored and most likely treatment will be installation of a modern roundabout.

Purpose: Best Practices/Industry Standards

City Council Goal: High-quality infrastructure and facilities.

Return on Investment (ROI) Considerations

Payback Period (ROI): Project will enhance the quality of life or quality of governmental services for our citizens.

Financial Information

Funding Sources

Funding Type	FY 2023-24	FY 2024-25	FY 2025-26	FY 2026-27	FY 2027-28
Southeast Benefit Mobility Fees	\$ -	\$ -	\$ -	\$ 1,500,000	\$ -
Northeast Benefit Mobility Fees	\$ -	\$ -	\$ 250,000	\$ 250,000	\$ -
Totals	\$ -	\$ -	\$ 250,000	\$ 1,750,000	\$ -

Capital Project Expenditures/Expenses

Activity	FY 2023-24	FY 2024-25	FY 2025-26	FY 2026-27	FY 2027-28
Design	\$ -	\$ -	\$ 250,000	\$ -	\$ -
Construction	-	-	-	1,750,000	-
Totals	\$ -	\$ -	\$ 250,000	\$ 1,750,000	\$ -

Impact on Operational Expenditures/Expenses

Activity	FY 2023-24	FY 2024-25	FY 2025-26	FY 2026-27	FY 2027-28
Operating Expense - Staff Costs	\$ -	\$ -	\$ 5,000	\$ 17,000	\$ -
Totals	\$ -	\$ -	\$ 5,000	\$ 17,000	\$ -

CITY OF PORT ST. LUCIE - PROJECT UPDATE CAPITAL IMPROVEMENT PROJECT REQUEST FORM




PROJECT TYPE: NEW PROJECT PROJECT CHANGE/UPDATE

Department/Division: Public Works
Contact Person: Tom Salvador
Phone #/Extension: X5187
Fund Number: 304-4121

Project Title: Gatlin/Savona Intersection Improvements

Amount Spent-to-date: \$ 750,000



Project Justification

Project Description & Scope: Intersection sees high volumes and subsequent delays, especially during the morning and afternoon peak hours. Proposed improvements to extend eastbound and westbound left turn lanes and install dedicated northbound and southbound right turn lanes. Currently ranked #5 of the St. Lucie TPO Congestion Management Process (CMP) projects included in the FY 2021/22 List of Priority Projects.

Purpose: Life Safety

City Council Goal: High-quality infrastructure and facilities.

Return on Investment (ROI) Considerations

Payback Period (ROI): Project will enhance the quality of life or quality of governmental services for our citizens.

Financial Information

Funding Sources					
Funding Type	FY 2023-24	FY 2024-25	FY 2025-26	FY 2026-27	FY 2027-28
FDOT Grant - (Applied)	\$ 650,000	\$ -	\$ -	\$ -	\$ -
Totals	\$ 650,000	\$ -	\$ -	\$ -	\$ -

Capital Project Expenditures/Expenses					
Activity	FY 2023-24	FY 2024-25	FY 2025-26	FY 2026-27	FY 2027-28
Analysis/ Design/Construction	\$ 650,000	\$ -	\$ -	\$ -	\$ -
Totals	\$ 650,000	\$ -	\$ -	\$ -	\$ -

Impact on Operational Expenditures/Expenses					
Activity	FY 2023-24	FY 2024-25	FY 2025-26	FY 2026-27	FY 2027-28
Operating Expense - Staff Costs	\$ 1,500	\$ -	\$ -	\$ -	\$ -
Totals	\$ 1,500	\$ -	\$ -	\$ -	\$ -

CITY OF PORT ST. LUCIE - PRICE INCREASE CAPITAL IMPROVEMENT PROJECT REQUEST FORM



PROJECT TYPE: NEW PROJECT PROJECT CHANGE/UPDATE

Department/Division: Public Works
Contact Person: Joseph DeFronzo, P.E., RSP1
Phone #/Extension: x5111
Fund Number: 304-4121



Project Title: N Macedo Blvd & Selvitz Rd
 Raised Intersection

Amount Spent-to-date:

Project Justification

Project Description & Scope: Existing intersection is two-way stop controlled with pedestrian crossings at the north and east approaches. This project will construct a raised intersection to enhance pedestrian safety and provide speed management on Selvitz Road with traffic calming elements.

Purpose: Best Practices/Industry Standards

City Council Goal: High-quality infrastructure and facilities.

Return on Investment (ROI) Considerations

Payback Period (ROI): Project will enhance the quality of life or quality of governmental services for our citizens.

Financial Information

Funding Sources					
Funding Type	FY 2023-24	FY 2024-25	FY 2025-26	FY 2026-27	FY 2027-28
Northeast Benefit Mobility Fees	\$ -	\$ -	\$ -	\$ 100,000	\$ -
Totals	\$ -	\$ -	\$ -	\$ 100,000	\$ -

Capital Project Expenditures/Expenses					
Activity	FY 2023-24	FY 2024-25	FY 2025-26	FY 2026-27	FY 2027-28
Design, Construction & CEI	\$ -	\$ -	\$ -	\$ 100,000	\$ -
Totals	\$ -	\$ -	\$ -	\$ 100,000	\$ -

Impact on Operational Expenditures/Expenses					
Activity	FY 2023-24	FY 2024-25	FY 2025-26	FY 2026-27	FY 2027-28
Operating Expense - Staff Costs	\$ -	\$ -	\$ -	\$ 8,000	\$ -
Totals	\$ -	\$ -	\$ -	\$ 8,000	\$ -

CITY OF PORT ST. LUCIE - NO CHANGE CAPITAL IMPROVEMENT PROJECT REQUEST FORM

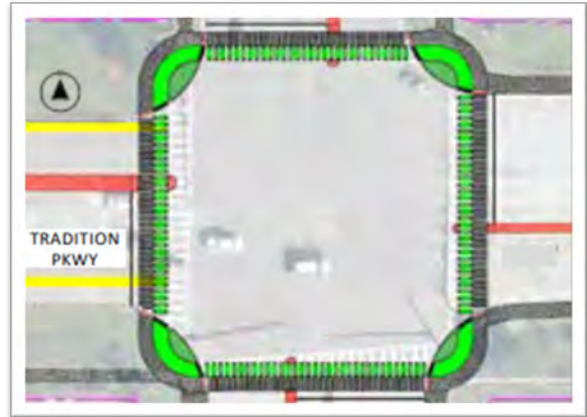


PROJECT TYPE: NEW PROJECT PROJECT CHANGE/UPDATE

Department/Division: Public Works
Contact Person: Joseph DeFronzo, P.E., RSP1
Phone #/Extension: x5111
Fund Number: 304-4121

Project Title: Tradition & Village Pkwy
 Mobility Improvements

Amount Spent-to-date:



Project Justification

Project Description & Scope: Existing intersection has six lane divided arterials in each direction with expanded approaches to accommodate dual/triple left turn lanes and right turn lanes. This produces pedestrian crossing distances from 115 to 130 feet. Proposed improvements will shorten crossing distances with curb bulbouts, and refuges in the medians and protected shared-use paths for enhanced bicycle safety. Part of the Southern Grove Master Plan.

Purpose: Life Safety

City Council Goal: High-quality infrastructure and facilities.

Return on Investment (ROI) Considerations

Payback Period (ROI): Project will enhance the quality of life or quality of governmental services for our citizens.

Financial Information

Funding Sources

Funding Type	FY 2023-24	FY 2024-25	FY 2025-26	FY 2026-27	FY 2027-28
Southwest Benefit Mobility Fees	\$ 400,000	\$ -	\$ -	\$ -	\$ -
Totals	\$ 400,000	\$ -	\$ -	\$ -	\$ -

Capital Project Expenditures/Expenses

Activity	FY 2023-24	FY 2024-25	FY 2025-26	FY 2026-27	FY 2027-28
Design	\$ -	\$ -	\$ -	\$ -	\$ -
Construction/CEI	400,000	-	-	-	-
Totals	\$ 400,000	\$ -	\$ -	\$ -	\$ -

Impact on Operational Expenditures/Expenses

Activity	FY 2023-24	FY 2024-25	FY 2025-26	FY 2026-27	FY 2027-28
Operating Expense - Staff Costs	\$ 10,000	\$ -	\$ -	\$ -	\$ -
Totals	\$ 10,000	\$ -	\$ -	\$ -	\$ -

CITY OF PORT ST. LUCIE - PROJECT UPDATE CAPITAL IMPROVEMENT PROJECT REQUEST FORM



PROJECT TYPE: NEW PROJECT PROJECT CHANGE/UPDATE

Department/Division: Public Works
Contact Person: Joseph DeFronzo, P.E., RSP1
Phone #/Extension: x5111
Fund Number: 304-4121

Project Title: Commerce Centre/Glades Cut Off Intersection Improvements

Amount Spent-to-Date: \$ -



Project Justification

Project Description & Scope:

This intersection is currently stop controlled for WB Commerce Centre Drive only. Future development west of Glades Cut-Off will provide a new road connecting on the west side. Proposed improvements to extend westbound left turn and right turn lanes and northbound right turn and southbound left turn lanes.

Purpose: Best Practices/Industry Standards

City Council Goal: High-quality infrastructure and facilities.

Return on Investment (ROI) Considerations

Payback Period (ROI): Project will enhance the quality of life or quality of governmental services for our citizens.

Financial Information

Funding Sources

Funding Type	FY 2023-24	FY 2024-25	FY 2025-26	FY 2026-27	FY 2027-28
Glades Benefit Mobility Fees	\$ 600,000	\$ -	\$ -	\$ -	\$ -
Tradition Benefit Mobility Fees	550,000				
Northwest Benefit Mobility Fees	50,000				
Totals	\$ 1,200,000	\$ -	\$ -	\$ -	\$ -

Capital Project Expenditures/Expenses

Activity	FY 2023-24	FY 2024-25	FY 2025-26	FY 2026-27	FY 2027-28
Design	\$ -	\$ -	\$ -	\$ -	\$ -
Construction - CEI	1,200,000	-	-	-	-
Totals	\$ 1,200,000	\$ -	\$ -	\$ -	\$ -

Impact on Operational Expenditures/Expenses

Activity	FY 2023-24	FY 2024-25	FY 2025-26	FY 2026-27	FY 2027-28
Operating Expense -Staff Costs+Mntc	\$ 20,000				
Totals	\$ 20,000	\$ -	\$ -	\$ -	\$ -

CITY OF PORT ST. LUCIE - **NEW PROJECT** CAPITAL IMPROVEMENT PROJECT REQUEST FORM



PROJECT TYPE: NEW PROJECT PROJECT CHANGE/UPDATE

Department/Division: Public Works
Contact Person: Thomas Salvador, CPII
Phone #/Extension: 871-5187
Fund Number: 304-4121

Project Title: Pavement Condition and Asset
 Inventory Survey

Amount Spent-to-Date: \$ -



Project Justification

Project Description & Scope: Survey to provide an update to the existing citywide Pavement Management Plan and pavement

Purpose: Best Practices/Industry Standards

City Council Goal: High-quality infrastructure and facilities.

Return on Investment (ROI) Considerations

Payback Period (ROI): Project will enhance the quality of life or quality of governmental services for our citizens.

Financial Information

Funding Sources

Funding Type	FY 2023-24	FY 2024-25	FY 2025-26	FY 2026-27	FY 2027-28
Use of Reserve	\$ -	\$ 500,000	\$ -	\$ -	\$ -
Totals	\$ -	\$ 500,000	\$ -	\$ -	\$ -

Capital Project Expenditures/Expenses

Activity	FY 2023-24	FY 2024-25	FY 2025-26	FY 2026-27	FY 2027-28
Professional Services	\$ -	\$ 500,000	\$ -	\$ -	\$ -
Totals	\$ -	\$ 500,000	\$ -	\$ -	\$ -

Impact on Operational Expenditures/Expenses


Activity	FY 2023-24	FY 2024-25	FY 2025-26	FY 2026-27	FY 2027-28
Totals	\$ -		\$ -	\$ -	\$ -

CITY OF PORT ST. LUCIE - PRICE INCREASE CAPITAL IMPROVEMENT PROJECT REQUEST FORM



PROJECT TYPE: NEW PROJECT PROJECT CHANGE/UPDATE

Department/Division: Public Works
Contact Person: Thomas Salvador
Phone #/Extension: X5187
Fund Number: 304-4125



Project Title: Annual Resurfacing Program

Amount Spent-to-date: Ongoing

Project Justification

Project Description & Scope: The City is responsible for the maintenance of approximately 915 centerline miles of streets and roadways throughout the City. Repairs and maintenance activities include but are not limited to milling, resurfacing, and asphalt rejuvenation. This item funds the City's 10-year approved repaving plan

Purpose: Best Practices/Industry Standards

Council Goal: High-quality infrastructure and facilities.

Return on Investment (ROI) Considerations

Payback Period (ROI): Project will enhance the quality of life or quality of governmental services for our citizens.

Financial Information

Funding Sources

Funding Type	FY 2023-24	FY 2024-25	FY 2025-26	FY 2026-27	FY 2027-28
Gas Tax	\$ 4,350,000	\$ 4,000,000	\$ 4,000,000	\$ 4,000,000	\$ 4,500,000
Totals	\$ 4,350,000	\$ 4,000,000	\$ 4,000,000	\$ 4,000,000	\$ 4,500,000

Capital Project Expenditures/Expenses

Activity	FY 2023-24	FY 2024-25	FY 2025-26	FY 2026-27	FY 2027-28
Construction	\$ 4,350,000	\$ 4,000,000	\$ 4,000,000	\$ 4,000,000	\$ 4,500,000
Totals	\$ 4,350,000	\$ 4,000,000	\$ 4,000,000	\$ 4,000,000	\$ 4,500,000

Impact on Operational Expenditures/Expenses

Activity	FY 2023-24	FY 2024-25	FY 2025-26	FY 2026-27	FY 2027-28
Operating Expense - Staff Costs	\$ 1,500	\$ 1,500	\$ 1,500	\$ 1,500	\$ 1,500
Totals	\$ 1,500	\$ 1,500	\$ 1,500	\$ 1,500	\$ 1,500

CITY OF PORT ST. LUCIE - PRICE INCREASE CAPITAL IMPROVEMENT PROJECT REQUEST FORM



PROJECT TYPE: NEW PROJECT PROJECT CHANGE/UPDATE

Department/Division: Public Works
Contact Person: Thomas Salvador
Phone #/Extension: X5187
Fund Number: 304-4125



Project Title: Contract Repair / Improvements of Sidewalks
Amount Spent-to-date: Ongoing

Project Justification

Project Description & Scope: These funds are intended for repairs to correct deficiencies as documented in the city wide sidewalk inventory. Continuing services contractor to undertake the repairs which vary from year to year and includes curb ramp replacement, trip hazard grinding and cracked sidewalk replacement.

Purpose: Policy Directives

City Council Goal: High-quality infrastructure and facilities.

Return on Investment (ROI) Considerations

Payback Period (ROI): Project will enhance the quality of life or quality of governmental services for our citizens.

Financial Information

Funding Sources

Funding Type	FY 2023-24	FY 2024-25	FY 2025-26	FY 2026-27	FY 2027-28
Gas Tax	\$ 750,000	\$ 500,000	\$ 500,000	\$ 500,000	\$ 500,000
Totals	\$ 750,000	\$ 500,000	\$ 500,000	\$ 500,000	\$ 500,000

Capital Project Expenditures/Expenses

Activity	FY 2023-24	FY 2024-25	FY 2025-26	FY 2026-27	FY 2027-28
Construction	\$ 750,000	\$ 500,000	\$ 500,000	\$ 500,000	\$ 500,000
Totals	\$ 750,000	\$ 500,000	\$ 500,000	\$ 500,000	\$ 500,000

Impact on Operational Expenditures/Expenses

Activity	FY 2023-24	FY 2024-25	FY 2025-26	FY 2026-27	FY 2027-28
Operating Expense - Staff Costs	\$ 10,000	\$ 10,000	\$ 10,000	\$ 10,000	\$ 10,000
Totals	\$ 10,000	\$ 10,000	\$ 10,000	\$ 10,000	\$ 10,000

CITY OF PORT ST. LUCIE - PRICE INCREASE CAPITAL IMPROVEMENT PROJECT REQUEST FORM



PROJECT TYPE: NEW PROJECT PROJECT CHANGE/UPDATE

Department/Division: Public Works
Contact Person: Thomas Salvador
Phone #/Extension: 871-5187
Fund Number: 304-4125

Project Title: Glenwood Drive - Roadway Reconstruction

Amount Spent-to-Date:



Project Justification

Project Description & Scope: Project includes reconstruction of SW Glenwood Drive through the use of full depth reclamation (FDR).
Purpose: Best Practices/Industry Standards
City Council Goal: High-quality infrastructure and facilities.

Return on Investment (ROI) Considerations

Payback Period (ROI): Project will enhance the quality of life or quality of governmental services for our citizens.

Financial Information

Funding Sources

Funding Type	FY 2023-24	FY 2024-25	FY 2025-26	FY 2026-27	FY 2027-28
Use of Reserves / Gas Tax	\$ -	\$ 600,000	\$ -	\$ -	\$ -
Totals	\$ -	\$ 600,000	\$ -	\$ -	\$ -

Capital Project Expenditures/Expenses

Activity	FY 2023-24	FY 2024-25	FY 2025-26	FY 2026-27	FY 2027-28
Construction	\$ -	\$ 600,000	\$ -	\$ -	\$ -
Totals	\$ -	\$ 600,000	\$ -	\$ -	\$ -

Impact on Operational Expenditures/Expenses

Activity	FY 2023-24	FY 2024-25	FY 2025-26	FY 2026-27	FY 2027-28
Operating Expense - Staff Costs	\$ -	\$ 5,000	\$ -	\$ -	\$ -
Totals	\$ -	\$ 5,000	\$ -	\$ -	\$ -

CITY OF PORT ST. LUCIE - NO CHANGE CAPITAL IMPROVEMENT PROJECT REQUEST FORM



PROJECT TYPE: NEW PROJECT PROJECT CHANGE/UPDATE

Department/Division: Public Works
Contact Person: Thomas Salvador
Phone #/Extension: X5187
Fund Number: 304-4125

Project Title: Gatlin Pines - Roadway Reconstruction

Amount Spent-to-Date:



Project Justification

Project Description & Scope: Project consists of the Design for Rehabilitation and/or Reconstruction of the roadways in a portion of the Gatlin Pines Neighborhood east of SW Savona Blvd. between SW Melrose Ave. and SW Emerald Ave. which are currently experiencing accelerated pavement and road base failures.

Purpose: Best Practices/Industry Standards

City Council Goal: High-quality infrastructure and facilities.

Return on Investment (ROI) Considerations

Payback Period (ROI): Project will enhance the quality of life or quality of governmental services for our citizens.

Financial Information

Funding Sources

Funding Type	FY 2023-24	FY 2024-25	FY 2025-26	FY 2026-27	FY 2027-28
Use of Reserves / Gas Tax	\$ -	\$ -	\$ 1,500,000	\$ -	\$ -
Totals	\$ -	\$ -	\$ 1,500,000	\$ -	\$ -

Capital Project Expenditures/Expenses

Activity	FY 2023-24	FY 2024-25	FY 2025-26	FY 2026-27	FY 2027-28
Construction	\$ -	\$ -	\$ 1,500,000	\$ -	\$ -
Totals	\$ -	\$ -	\$ 1,500,000	\$ -	\$ -

Impact on Operational Expenditures/Expenses

Activity	FY 2023-24	FY 2024-25	FY 2025-26	FY 2026-27	FY 2027-28
Operating Expense - Staff Costs	\$ -	\$ -	\$ 90,000	\$ -	\$ -
Totals	\$ -	\$ -	\$ 90,000	\$ -	\$ -

CITY OF PORT ST. LUCIE - **NEW PROJECT** CAPITAL IMPROVEMENT PROJECT REQUEST FORM



PROJECT TYPE: NEW PROJECT PROJECT CHANGE/UPDATE

Department/Division: Public Works
Contact Person: Thomas Salvador
Phone #/Extension: 871-5187
Fund Number: 304-4125

Project Title: SW Import Drive - Roadway Reconstruction

Amount Spent-to-Date: \$ -



Project Justification

Project Description & Scope: Full depth reclamation.

Purpose: Best Practices/Industry Standards

City Council Goal: High-quality infrastructure and facilities.

Return on Investment (ROI) Considerations

Payback Period (ROI): Project will enhance the quality of life or quality of governmental services for our citizens.

Financial Information

Funding Sources

Funding Type	FY 2023-24	FY 2024-25	FY 2025-26	FY 2026-27	FY 2027-28
Gas Tax	\$ -	\$ -	\$ -	\$ -	\$ 1,200,000
Totals	\$ -	\$ -	\$ -	\$ -	\$ 1,200,000

Capital Project Expenditures/Expenses

Activity	FY 2023-24	FY 2024-25	FY 2025-26	FY 2026-27	FY 2027-28
Construction	\$ -	\$ -	\$ -	\$ -	\$ 1,200,000
Totals	\$ -	\$ -	\$ -	\$ -	\$ 1,200,000

Impact on Operational Expenditures/Expenses

Activity	FY 2023-24	FY 2024-25	FY 2025-26	FY 2026-27	FY 2027-28
Operating Expense - Staff Costs	\$ -	\$ -	\$ -	\$ -	\$ -
Totals	\$ -	\$ -	\$ -	\$ -	\$ -

CITY OF PORT ST. LUCIE - NO CHANGE CAPITAL IMPROVEMENT PROJECT REQUEST FORM



PROJECT TYPE: NEW PROJECT PROJECT CHANGE/UPDATE

Department/Division: Public Works
Contact Person: Thomas Salvador
Phone #/Extension: X5187
Fund Number: 304-4125

Project Title: U.S. Submarine Veterans Park
 On-street Parking

Amount Spent-to-Date:



Project Justification

Project Description & Scope: Design and Construction of on-street parking on SE Bayharbor St. and SE Atlantus Ave. adjacent to the U.S. Submarine Veterans Park. Improvements will include asphalt parking, curb and gutter, striping, sidewalk and drainage.

Purpose: Best Practices/Industry Standards

City Council Goal: High-quality infrastructure and facilities.

Return on Investment (ROI) Considerations

Payback Period (ROI): Project will enhance the quality of life or quality of governmental services for our citizens.

Financial Information

Funding Sources

Funding Type	FY 2023-24	FY 2024-25	FY 2025-26	FY 2026-27	FY 2027-28
Southeast Benefit Mobility Fees	\$ -	\$ -	\$ -	\$ 250,000	\$ -
Totals	\$ -	\$ -	\$ -	\$ 250,000	\$ -

Capital Project Expenditures/Expenses

Activity	FY 2023-24	FY 2024-25	FY 2025-26	FY 2026-27	FY 2027-28
Professional Services	\$ -	\$ -	\$ -	\$ 250,000	\$ -
Totals	\$ -	\$ -	\$ -	\$ 250,000	\$ -

Impact on Operational Expenditures/Expenses

Activity	FY 2023-24	FY 2024-25	FY 2025-26	FY 2026-27	FY 2027-28
Operating Expense - Staff Costs	\$ -	\$ -	\$ -	\$ -	\$ -
Totals	\$ -	\$ -	\$ -	\$ -	\$ -

CITY OF PORT ST. LUCIE - PROJECT UPDATE CAPITAL IMPROVEMENT PROJECT REQUEST FORM



PROJECT TYPE: NEW PROJECT PROJECT CHANGE/UPDATE

Department/Division: Public Works
Contact Person: Jennifer Perkey
Phone #/Extension: X5105
Fund Number: 304-4125

Project Title: Road and Gateway Landscape Beautification

Amount Spent-to-Date: \$ -



Project Justification

Project Description & Scope: City Council directive to develop a beautification master plan to include city gateways, sidewalks, ponds, utility facilities, cul-de-sacs and roadway tree and plant amenities.

Purpose: Best Practices/Industry Standards

City Council Goal: High-quality infrastructure and facilities.

Return on Investment (ROI) Considerations

Payback Period (ROI): Project will enhance the quality of life or quality of governmental services for our citizens.

Financial Information

Funding Sources

Funding Type	FY 2023-24	FY 2024-25	FY 2025-26	FY 2026-27	FY 2027-28
Southwest Benefit Mobility Fees	\$ -	\$ -	\$ 50,000	\$ 400,000	\$ 400,000
Totals	\$ -	\$ -	\$ 50,000	\$ 400,000	\$ 400,000

Capital Project Expenditures/Expenses

Activity	FY 2023-24	FY 2024-25	FY 2025-26	FY 2026-27	FY 2027-28
Design	\$ -	\$ -	\$ 50,000	\$ 400,000	\$ 400,000
Construction	-	-	-	-	-
Totals	\$ -	\$ -	\$ 50,000	\$ 400,000	\$ 400,000

Impact on Operational Expenditures/Expenses

Activity	FY 2023-24	FY 2024-25	FY 2025-26	FY 2026-27	FY 2027-28
Operating Expense - Staff Costs	\$ -	\$ -	\$ 5,000	\$ 5,000	\$ 5,000
Totals	\$ -	\$ -	\$ 5,000	\$ 5,000	\$ 5,000

CITY OF PORT ST. LUCIE - NO CHANGE CAPITAL IMPROVEMENT PROJECT REQUEST FORM




PROJECT TYPE: NEW PROJECT PROJECT CHANGE/UPDATE

Department/Division: Public Works
Contact Person: John Dunton
Phone #/Extension: X4035
Fund Number: 304-4125

Project Title: PSL Blvd Landscape - Turnpike
 Bridge to Gatlin Blvd

Amount Spent-to-date:



Project Justification

Project Description & Scope: Continuation of landscape west of the Turnpike to Gatlin Boulevard.
Purpose: Best Practices/Industry Standards
City Council Goal: High-quality infrastructure and facilities.

Return on Investment (ROI) Considerations

Payback Period (ROI): Project will enhance the quality of life or quality of governmental services for our citizens.

Financial Information

Funding Sources

Funding Type	FY 2023-24	FY 2024-25	FY 2025-26	FY 2026-27	FY 2027-28
Southeast Benefit Mobility Fees	\$ -	\$ -	\$ 60,000	\$ 675,000	\$ -
Totals	\$ -	\$ -	\$ 60,000	\$ 675,000	\$ -

Capital Project Expenditures/Expenses

Activity	FY 2023-24	FY 2024-25	FY 2025-26	FY 2026-27	FY 2027-28
Design	\$ -	\$ -	\$ 60,000	\$ -	\$ -
Construction	-	-	-	675,000	-
Totals	\$ -	\$ -	\$ 60,000	\$ 675,000	\$ -

Impact on Operational Expenditures/Expenses

Activity	FY 2023-24	FY 2024-25	FY 2025-26	FY 2026-27	FY 2027-28
Operating Expense - Staff Costs / Maint.	\$ -	\$ -	\$ 5,000	\$ 10,000	\$ 10,000
Totals	\$ -	\$ -	\$ 5,000	\$ 10,000	\$ 10,000

CITY OF PORT ST. LUCIE - NO CHANGE CAPITAL IMPROVEMENT PROJECT REQUEST FORM



PROJECT TYPE: NEW PROJECT PROJECT CHANGE/UPDATE

Department/Division: Public Works
Contact Person: Kirk McCosh
Phone #/Extension: X4263
Fund Number: 304-4125



Project Title: Replace 4160 2016 Pothole Patch Truck

Amount Spent-to-date:

Project Justification

Project Description & Scope:

This piece of equipment is used to repair roadways and pot holes throughout the city. The Asphalt Patcher truck currently has 28,420 miles. Life time expense for this unit is \$8,115. and 4,522 hours of down time. Upon replacement, the Asphalt truck will be eight years old with 65,000+ miles. The mechanical parts of the asphalt patch truck are deteriorating and will reach the end of its useful life prior to the vehicle mileage indication. This vehicle has exceeded its life cycle. Replacing the vehicle would significantly reduce maintenance cost and down time. The replacement cost for this vehicle plus the 6% cost increase will be \$283,968. The cost savings for purchasing this vehicle over 5 years would be approximately \$7,500.

Purpose: Best Practices/Industry Standards

City Council Goal: High-quality infrastructure and facilities.

Return on Investment (ROI) Considerations

Payback Period (ROI): Project will enhance the quality of life or quality of governmental services for our citizens.

Financial Information

Funding Sources

Funding Type	FY 2023-24	FY 2024-25	FY 2025-26	FY 2026-27	FY 2027-28
Use of Reserves / Gas Tax	\$ -	\$ -	\$ 400,000	\$ -	\$ -
Totals	\$ -	\$ -	\$ 400,000	\$ -	\$ -

Capital Project Expenditures/Expenses

Activity	FY 2023-24	FY 2024-25	FY 2025-26	FY 2026-27	FY 2027-28
Equipment Purchase	\$ -	\$ -	\$ 400,000	\$ -	\$ -
Totals	\$ -	\$ -	\$ 400,000	\$ -	\$ -

on Operational Expenditures/Expenses

Activity	FY 2023-24	FY 2024-25	FY 2025-26	FY 2026-27	FY 2027-28
Operating Expense - Staff Costs	\$ -	\$ -	\$ 1,500	\$ -	\$ -
Totals	\$ -	\$ -	\$ 1,500	\$ -	\$ -



CITY OF PORT ST. LUCIE
PARKS IMPACT FEE CAPITAL IMPROVEMENT BUDGET - #305
TEN YEAR PROJECTIONS
FY 2023-2024 PROPOSED BUDGET

	2023-2024	2024-2025	2025-2026	2026-2027	2027-2028	2028-2029	2029-2030	2030-2031	2031-2032
	-----	-----	-----	-----	-----	-----	-----	-----	-----
REVENUES									
Prior Year CIP Reserves (includes bond proceeds from prior year transfer)	\$ 15,866,030	\$ 23,983	\$ 4,476	\$ 525,039	\$ 635,074	\$ -	\$ (67,833,482)	\$ (68,295,018)	\$ (68,861,488)
Parks Impact Fee	1,389,836	2,445,852	2,421,393	2,300,324	2,185,071	2,075,817	1,972,026	1,873,425	1,779,754
SLC Interlocal Agreement Impact Fees	5,000,000		-						
Fund Transfer from the 307 MSTU Fund	2,000,000	-	-	-	-	-	-	-	-
Interest Income	110,000	101,809	91,628	82,465	74,219	66,797	60,117	54,105	48,695
TOTAL REVENUES	\$ 24,365,866	\$ 2,571,644	\$ 2,517,498	\$ 2,907,828	\$ 2,894,363	\$ 2,142,614	\$ (65,801,339)	\$ (66,367,488)	\$ (67,033,039)
EXPENDITURES									
<u>PARKS & RECREATION DEPARTMENT - #305-7210 & 7202</u>									
O.L. Peacock Sr. Park (HPPS)	\$ 750,000	\$ 700,000	\$ 1,000,000	\$ -	\$ 1,163,005	\$ 1,836,995	\$ 1,500,000	\$ 1,500,000	\$ 1,500,000
Torino Regional Park	20,500,000	875,000	-	1,280,000	-	19,945,736	-	-	-
Land Acquisition	-	-	-	-	-	2,300,000	-	-	-
Tradition Regional Park N	2,100,000	-	-	-	-	27,400,000	-	-	-
NEW PROJECT -District 4 Community Center	-	-	-	-	-	17,500,000	-	-	-
	\$ 23,350,000	\$ 1,575,000	\$ 1,000,000	\$ 1,280,000	\$ 1,163,005	\$ 68,982,731	\$ 1,500,000	\$ 1,500,000	\$ 1,500,000
TOTAL EXPENDITURES	\$ 23,350,000	\$ 1,575,000	\$ 1,000,000	\$ 1,280,000	\$ 1,163,005	\$ 68,982,731	\$ 1,500,000	\$ 1,500,000	\$ 1,500,000
Interfund Transfer to the General Operating Fund #001	\$ 14,242	\$ 14,527	\$ 14,817	\$ 15,113	\$ 15,416	\$ 15,724	\$ 16,038	\$ 16,359	\$ 16,686
Interfund Transfer to the General Operating Fund #001 (Debt)	977,640	977,640	977,640	977,640	977,640	977,640	977,640	977,640	977,640
Designated CIP Reserve for Future Projects	23,983	4,476	525,039	635,074	738,302	-	-	-	-
TOTAL EXPENDITURES AND TRANSFERS	\$ 1,015,865	\$ 996,643	\$ 1,517,496	\$ 1,627,827	\$ 1,731,358	\$ 993,364	\$ 993,678	\$ 993,999	\$ 994,326
PARKS IMPACT CIP TOTAL	\$ 24,365,865	\$ 2,571,643	\$ 2,517,496	\$ 2,907,827	\$ 2,894,363	\$ 69,976,095	\$ 2,493,678	\$ 2,493,999	\$ 2,494,326
SURPLUS/<DEFICIT>	\$ -	\$ -	\$ -	\$ -	\$ -	\$ (67,833,482)	\$ (68,295,018)	\$ (68,861,488)	\$ (69,527,367)



“A City for All Ages”

CITY OF PORT ST. LUCIE - **NEW PROJECT**

CAPITAL IMPROVEMENT PROJECT REQUEST FORM



PROJECT TYPE: NEW PROJECT PROJECT CHANGE/UPDATE

Department/Division: Parks & Recreation
Contact Person: Kelly Boatwright/Bolivar Gomez
Phone #/Extension: X5099/X7332
Fund Number: 305-7210
Project Type:



Project Title: O.L. Peacock Sr. Park
Project Number:
Amount Spent-to-date:

Project Justification

Project Description & Scope:

This site has been designated as the High Performance Public Space Initiative Park Pilot Project. Targeted areas of the City have also been identified in the Parks 10-Year Master Plan as lacking parks amenities. \$650,000 Funding transferred from NSD is for the creation of small neighborhood common spaces in the south-eastern and central-western NICE neighborhoods of the City. The Conceptual Design for O.L. Peacock Sr. Park was presented and approved by City Council, June 13, 2022. Total costs estimated for the three phased development recommendation was \$12.6 million dollars. Phase I estimated cost = \$2,450,018 and includes upland trail loops, landscaping and irrigation, a new entryway into the park, 10 spaces of on street parking, trash cans, benches, and multipurpose open fields. A Florida Recreation Development Assistance Program (FRDAP) Grant has been submitted and notification of awarded projects is expected in April 2023. If a FRDAP grant is awarded, additional \$200,000 will be allocated to the project for additional Phase I amenities to include a small playground and two (2) small pavilions. Phase 1 with grant awarded amenities total = 3,070,518. FY22/23 funding \$1,650,000 + FY23/24 funding \$750,000 + FY23/24 FRDAP grant \$200,000 + FY24/25 funding 700,000 = \$3,100,000. If all phase I amenities are completed with FRDAP grant assistance, Phase II amenities will include a restroom, one (1) large pavilion, bike racks and fencing. Phase II estimated total cost = \$900,000 and funding is allocated in FY25/26. Phase III of the O.L. Peacock Sr. Park Development includes a nature trail around the lake, additional landscaping, additional on-street parking, wetland boardwalk trail, a fitness area, five (5) additional small pavilions, a nonmotorized boat ramp and kayak launch with required bank restoration, additional trash cans/benches/signage, fishing overlooks, and focal point overlook. Phase III cost estimate is \$8,500,000 Phase III funding appears in the FY27/28-FY31/32 outlook and totals.

Purpose: Policy Directives

City Council Goal: Culture, nature and fun activities/Vibrant Neighborhoods

Return on Investment (ROI) Considerations

Payback Period (ROI): Project will enhance the quality of life or quality of governmental services for our citizens.

Financial Information

Funding Sources

Funding Type	FY 2023-24	FY 2024-25	FY 2025-26	FY 2026-27	FY 2027-28
Parks Impact Fee	\$ 750,000	\$ 700,000	\$ 1,000,000	\$ -	\$ 1,163,005
Totals	\$ 750,000	\$ 700,000	\$ 1,000,000	\$ -	\$ 1,163,005

Capital Project Expenditures/Expenses

Activity	FY 2023-24	FY 2024-25	FY 2025-26	FY 2026-27	FY 2027-28
Phase 1 Construction	\$ 750,000	\$ -	\$ -	\$ -	\$ -
Phase 2 Construction		700,000	-		
Phase 3 Construction			1,000,000		1,163,005
Totals	\$ 750,000	\$ 700,000	\$ 1,000,000	\$ -	\$ 1,163,005

Impact on Operational Expenditures/Expenses

Activity	FY 2023-24	FY 2024-25	FY 2025-26	FY 2026-27	FY 2027-28
	-	-	-	-	-
Totals	\$ -	\$ -	\$ -	\$ -	\$ -

Notes: Impact on operational expenditures/expenses have been calculated for the Maintenance Operations/Capital purchases needed to independently operate this facility as a stand alone from other Parks. Included, starting FY 2025-2026, is also the cost to operate a new Community Center when constructed to include FTEs needed and operational costs and capital purchases of equipment. Fitness and Events staffing or operational costs are not included.

CITY OF PORT ST. LUCIE - **NEW PROJECT**

CAPITAL IMPROVEMENT PROJECT REQUEST FORM



PROJECT TYPE:

NEW PROJECT PROJECT CHANGE/UPDATE

Department/Division: Parks & Recreation
Contact Person: Kelly Boatwright
Phone #/Extension: X5099
Fund Number: 305-7210
Project Type:
Project Title: Torino Regional Park
Project Number:
Amount Spent-to-date:



Project Justification

Project Description & Scope: FY 2021-2022 - Conceptually design a park, in alignment with the approved Parks & Recreation 10-Year Master Plan and additionally to meet the public's request for a park that provides skate facilities, off-road cycling or other adventure sports as directed by City Council on March 21, 2022 . FY 2023/2024 - Construct Phase 1 amenities which will be determined in the design process. FY 2024/2025 is for Design and FY25/26 is to Construct Phase II amenities.

Purpose: Policy Directives

City Council Goal: Culture, nature and fun activities.

Return on Investment (ROI) Considerations

Payback Period (ROI): Project will enhance the quality of life or quality of governmental services for our citizens.

Financial Information

Funding Sources

Funding Type	FY 2023-24	FY 2024-25	FY 2025-26	FY 2026-27	FY 2027-28
Use of reserves	\$ 15,500,000	\$ 875,000	\$ -	\$ -	\$ -
Parks Impact Fees	-	-	-	1,280,000	-
SLC Interlocal Agreement Impact Fees	5,000,000	-	-	-	-
Totals	\$ 20,500,000	\$ 875,000	\$ -	\$ 1,280,000	\$ -

Capital Project Expenditures/Expenses

Activity	FY 2023-24	FY 2024-25	FY 2025-26	FY 2026-27	FY 2027-28
Phase I Construction	20,500,000	\$ -	\$ -	\$ -	\$ -
Phase II Design	-	875,000	-	-	-
Phase II Construction	-	-	-	1,280,000	-
Totals	\$ 20,500,000	\$ 875,000	\$ -	\$ 1,280,000	\$ -

Impact on Operational Expenditures/Expenses

Activity	FY 2023-24	FY 2024-25	FY 2025-26	FY 2026-27	FY 2027-28
Maintenance FTE's 17.075 W/Benefits	\$ -	\$ 1,041,895	\$ 1,041,895	\$ 1,905,793	\$ -
Facility Operating Costs	-	390,450	390,450	785,580	-
Capital Equipment Cost	-	815,000	-	123,800	-
Totals	\$ -	\$ 2,247,345	\$ 1,432,345	\$ 2,815,173	\$ -

Notes: Impact on operational expenditures/expenses have been calculated for the Maintenance Operations/Capital purchases needed to independently operate this facility as a stand alone from other Parks. Included starting FY 2025-2026 is also the cost to operate a new Community Center when constructed to include FTE's needed and operational costs and capital purchases of equipment. Fitness and Events staffing or operational costs are not included.

CITY OF PORT ST. LUCIE - NEW PROJECT CAPITAL IMPROVEMENT PROJECT REQUEST FORM



PROJECT TYPE: NEW PROJECT PROJECT CHANGE/UPDATE

Department/Division: Parks & Recreation
Contact Person: Kelly Boatwright
Phone #/Extension: X5099
Fund Number: 305-7210
Project Type:
Project Title: Tradition Regional Park - Phase II
Project Number:
Amount Spent-to-date:



Project Justification

Project Description & Scope: Mattamy Homes is currently working with the City to design and construct Phase I of Tradition Regional Park to include a potential USA BMX Design and Constructed facility consistent with the approved Parks & Recreation 10-Year Master Plan, and additionally, to meet the public's request for a park that provides skate facilities, off-road cycling or other adventure sports, as directed by City Council on March 21, 2022 . FY 2027/2028 - Construct the Phase II amenities to be determined in the design process.

Purpose: Policy Directives
City Council Goal: Culture, nature and fun activities.

Return on Investment (ROI) Considerations

Payback Period (ROI): Project will enhance the quality of life or quality of governmental services for our citizens.

Financial Information

Funding Sources					
Funding Type	FY 2023-24	FY 2024-25	FY 2025-26	FY 2026-27	FY 2027-28
Transfer from WSTU	\$ 2,100,000	-	-	-	-
Totals	\$ 2,100,000	-	-	-	-

Capital Project Expenditures/Expenses					
Activity	FY 2023-24	FY 2024-25	FY 2025-26	FY 2026-27	FY 2027-28
Phase III Design	2,100,000	-	-	-	-
Totals	\$ 2,100,000	-	-	-	-

Impact on Operational Expenditures/Expenses					
Activity	FY 2023-24	FY 2024-25	FY 2025-26	FY 2026-27	FY 2027-28
Maintenance FTE's 17.075 W/Benefits					\$ -
Facility Operating Costs					-
Capital Equipment Cost					-
Totals	\$ -	-	-	-	\$ -

Notes: Impact on operational expenditures/expenses have been calculated for the Maintenance Operations/Capital purchases needed to independently operate this facility as a stand alone from other Park. Included starting FY2024-2025 is also the cost to operate a new Community Center when constructed to include FTE's needed and operational cost and capital purchases of equipment. Fitness and Events staffing or operational costs are not included.



“A City for All Ages”



CITY OF PORT ST. LUCIE
PARKS MSTU CAPITAL IMPROVEMENT BUDGET - #307
TEN YEAR PROJECTIONS
FY 2023-24 PROPOSED BUDGET

0.2313 Millage

	2023-2024	2024-2025	2025-2026	2026-2027	2027-2028	2028-2029	2029-2030	2030-2031	2031-2032	2032-2033
	-----	-----	-----	-----	-----	-----	-----	-----	-----	-----
REVENUES	Sunsets									
Prior Year CIP Reserves	\$ 3,000,000		\$ -	\$ -	\$ -	\$ -	\$ -	\$ -	\$ -	\$ -
TOTAL REVENUES	\$ 3,000,000	\$ -	\$ -	\$ -	\$ -	\$ -	\$ -	\$ -	\$ -	\$ -
TRANSFER TO PARKS IMPACT FEE #305	\$ 2,000,000	\$ -	\$ -	\$ -	-	-	-	-	-	-
TRANSFER TO GENERAL CIP FUND #301	1,000,000	-	-	-	-	-	-	-	-	-
MSTU CIP Total	\$ 3,000,000	\$ -	\$ -	\$ -	\$ -	\$ -	\$ -	\$ -	\$ -	\$ -
SURPLUS/<DEFICIT>	\$ -	\$ -	\$ -	\$ -	\$ -	\$ -	\$ -	\$ -	\$ -	\$ -



“A City for All Ages”



**CITY OF PORT ST. LUCIE
 HALF CENT SALES TAX PROJECTS BUDGET - #310
 TEN YEAR PROJECTIONS
 FY 2023-24 PROPOSED BUDGET**

	2023-2024	2024-2025	2025-2026	2026-2027	2027-2028	2028-2029	2029-2030	2030-2031	2031-2032	2032-2033
REVENUES										
Prior Year CIP Reserves	\$ 2,822,041	\$ 1,979,462	\$ 1,910,906	\$ 958,763	\$ 1,045,678	\$ 914,573	\$ 4,681,364	\$ 4,681,364	\$ 4,681,364	\$ 4,681,364
Half Cent Sales Tax Revenue	12,854,400	13,240,032	13,637,233	14,046,350	14,467,740	5,864,479	-	-	-	-
Other(Miscellaneous & Interest)	90,000	81,000	72,900	65,610	59,049	53,144	-	-	-	-
Total Revenues	\$ 15,766,441	\$ 15,300,494	\$ 15,621,039	\$ 15,070,723	\$ 15,572,468	\$ 6,832,196	\$ 4,681,364	\$ 4,681,364	\$ 4,681,364	\$ 4,681,364
EXPENDITURE										
OPERATIONS/ADMINISTRATION - PUBLIC WORKS - #310-4105										
Paving Program	\$ 2,600,000	\$ 3,200,000	\$ 3,200,000	\$ 6,050,000	\$ 4,600,000	\$ 2,050,000	\$ -	\$ -	\$ -	\$ -
Sidewalk Improvements	1,100,000	1,100,000	1,100,000	1,100,000	960,000	-	-	-	-	-
Floresta	10,000,000	9,000,000	9,000,000	-	-	-	-	-	-	-
Project Manager Position (1 FTE)	86,979	89,588	92,276	95,044	97,895	100,832	-	-	-	-
California Intersection	-	-	220,000	1,780,000	-	-	-	-	-	-
California Widening	-	-	1,050,000	5,000,000	9,000,000	-	-	-	-	-
SUB-TOTALS	\$ 13,786,979	\$ 13,389,588	\$ 14,662,276	\$ 14,025,044	\$ 14,657,895	\$ 2,150,832	\$ -	\$ -	\$ -	\$ -
TOTAL EXPENDITURES	\$ 13,786,979	\$ 13,389,588	\$ 14,662,276	\$ 14,025,044	\$ 14,657,895	\$ 2,150,832	\$ -	\$ -	\$ -	\$ -
*Unused Half Cent Sales Tax fund balance after the fund expires in FY2029 will be utilized on other projects.										
Designated Reserves for future Projects	\$ 1,979,462	\$ 1,910,906	\$ 958,763	\$ 1,045,678	\$ 914,573	\$ 4,681,364	\$ 4,681,364	\$ 4,681,364	\$ 4,681,364	\$ 4,681,364
Sub-Totals	\$ 1,979,462	\$ 1,910,906	\$ 958,763	\$ 1,045,678	\$ 914,573	\$ 4,681,364	\$ 4,681,364	\$ 4,681,364	\$ 4,681,364	\$ 4,681,364
SURPLUS/<DEFICIT>	\$ -	\$ -	\$ -	\$ -	\$ -	\$ -	\$ -	\$ -	\$ -	\$ -



“A City for All Ages”

CITY OF PORT ST. LUCIE - PROJECT UPDATE CAPITAL IMPROVEMENT PROJECT REQUEST FORM



PROJECT TYPE: NEW PROJECT PROJECT CHANGE/UPDATE

Department/Division: Public Works
Contact Person: Heath Stocton
Phone #/Extension: X4239
Fund Number: 310



Project Title: Paving Program

Amount Spent-to-date:

Project Justification

Project Description & Scope: Providing a safe, comfortable, and economical road surface is a high priority for the City of Port St. Lucie. Timely and effective maintenance can extend the pavement's life thus reducing costly replacement in the future. See the City's Repaving Master Plan.

Purpose: Best Practices/Industry Standards

City Council Goal: High-quality infrastructure and facilities.

Return on Investment (ROI) Considerations

Payback Period (ROI): Project will enhance the quality of life or quality of governmental services for our citizens.

Financial Information

Funding Sources

Funding Type	FY 2023-24	FY 2024-25	FY 2025-26	FY 2026-27	FY 2027-28
Half Cent Sales Tax Revenue	\$ 931,160	\$ 3,200,000	\$ 3,200,000	\$ 6,050,000	\$ 4,600,000
Prior Year CIP Reserves	1,668,840		-	-	-
Totals	\$ 2,600,000	\$ 3,200,000	\$ 3,200,000	\$ 6,050,000	\$ 4,600,000

Capital Project Expenditures/Expenses

Activity	FY 2023-24	FY 2024-25	FY 2025-26	FY 2026-27	FY 2027-28
Construction	\$ 2,600,000	\$ 3,200,000	\$ 3,200,000	\$ 6,050,000	\$ 4,600,000
Totals	\$ 2,600,000	\$ 3,200,000	\$ 3,200,000	\$ 6,050,000	\$ 4,600,000

Impact on Operational Expenditures/Expenses

Activity	FY 2023-24	FY 2024-25	FY 2025-26	FY 2026-27	FY 2027-28
Operating Expense - Staff Cost	\$ 20,000	\$ 20,000	\$ 20,000	\$ 20,000	\$ 20,000
Totals	\$ 20,000	\$ 20,000	\$ 20,000	\$ 20,000	\$ 20,000

CITY OF PORT ST. LUCIE - PROJECT UPDATE CAPITAL IMPROVEMENT PROJECT REQUEST FORM



PROJECT TYPE: NEW PROJECT PROJECT CHANGE/UPDATE

Department/Division: Public Works
Contact Person: Frank Knott
Phone #/Extension: X4290
Fund Number: 310

Project Title: Sidewalk Improvements

Amount Spent-to-date:



Project Justification

Project Description & Scope: In 2017, the City Council approved the City’s Ten-Year Sidewalk Master Plan. Over the next ten years, the City anticipates the completion of only 17 miles or 47% of the sidewalks listed in the Plan as allowed by the proposed budget. Additional funding provided by the sales tax would allow the construction of 35 miles or 100% of the sidewalks listed in the Plan over the next ten years.

Purpose: Best Practices/Industry Standards

City Council Goal: High-quality infrastructure and facilities.

Return on Investment (ROI) Considerations

Payback Period (ROI): Project will enhance the quality of life or quality of governmental services for our citizens.

Financial Information

Funding Sources

Funding Type	FY 2023-24	FY 2024-25	FY 2025-26	FY 2026-27	FY 2027-28
Half Cent Sales Tax Revenue	\$ 1,100,000	\$ 1,100,000	\$ 1,100,000	\$ 1,100,000	\$ 960,000
Totals	\$ 1,100,000	\$ 1,100,000	\$ 1,100,000	\$ 1,100,000	\$ 960,000

Capital Project Expenditures/Expenses

Activity	FY 2023-24	FY 2024-25	FY 2025-26	FY 2026-27	FY 2027-28
Construction	\$ 1,100,000	\$ 1,100,000	\$ 1,100,000	\$ 1,100,000	\$ 960,000
Totals	\$ 1,100,000	\$ 1,100,000	\$ 1,100,000	\$ 1,100,000	\$ 960,000

Impact on Operational Expenditures/Expenses

Activity	FY 2023-24	FY 2024-25	FY 2025-26	FY 2026-27	FY 2027-28
Operating Expense - Staff Cost	\$ 25,000	\$ 25,000	\$ 25,000	\$ 25,000	\$ 25,000
Totals	\$ 25,000	\$ 25,000	\$ 25,000	\$ 25,000	\$ 25,000

CITY OF PORT ST. LUCIE - PROJECT UPDATE CAPITAL IMPROVEMENT PROJECT REQUEST FORM



PROJECT TYPE: NEW PROJECT PROJECT CHANGE/UPDATE

Department/Division: Public Works
Contact Person: Heath Stocton
Phone #/Extension: X4239
Fund Number: 310

Project Title: Floresta

Amount Spent-to-date: Ph1 \$415,032



Project Justification

Project Description & Scope: The proposed roadway configuration is 4.1 miles of two lane roadway improvements (Southbend to Prima Vista Blvd) including four signalized intersections and six roundabouts. The corridor will include enhanced sidewalks and bike lanes, street and pedestrian lighting and provide for street trees and landscaping where possible.

Purpose: Best Practices/Industry Standards

City Council Goal: High-quality infrastructure and facilities.

Return on Investment (ROI) Considerations

Payback Period (ROI): Project will enhance the quality of life or quality of governmental services for our citizens.

Financial Information

Funding Sources

Funding Type	FY 2023-24	FY 2024-25	FY 2025-26	FY 2026-27	FY 2027-28
Half Cent Sales Tax Revenue	\$ 10,000,000	\$ 8,212,407	\$ 7,550,000	\$ -	\$ -
Prior Year CIP Reserves	-	787,593	-	-	-
Internal Borrowing	-	-	1,450,000	-	-
Totals	\$ 10,000,000	\$ 9,000,000	\$ 9,000,000	\$ -	\$ -

Capital Project Expenditures/Expenses

Activity	FY 2023-24	FY 2024-25	FY 2025-26	FY 2026-27	FY 2027-28
Construction Ph 2	\$ 5,000,000	-	-	\$ -	\$ -
Construction Ph 3	5,000,000	\$ 9,000,000	\$ 9,000,000	-	-
Totals	\$ 10,000,000	\$ 9,000,000	\$ 9,000,000	\$ -	\$ -

Impact on Operational Expenditures/Expenses

Activity	FY 2023-24	FY 2024-25	FY 2025-26	FY 2026-27	FY 2027-28
Operating Expense - Staff Costs	\$ 100,000	\$ 100,000	\$ 100,000	\$ -	\$ -
Totals	\$ 100,000	\$ 100,000	\$ 100,000	\$ -	\$ -

CITY OF PORT ST. LUCIE CAPITAL IMPROVEMENT PROJECT REQUEST FORM



PROJECT TYPE: NEW PROJECT PROJECT CHANGE/UPDATE

Department/Division: Public Works
Contact Person: Heath Stocton
Phone #/Extension: X4239
Fund Number: 310

Project Title: California Intersection Improvements

Amount Spent-to-date:



Project Justification

Project Description & Scope: At St. Lucie West and California Boulevard, all four legs of the intersection are in need of an additional (dual) left turn lane. Funds will be utilized for completion of the intersection improvements.

Purpose: Best Practices/Industry Standards

City Council Goal: High-quality infrastructure and facilities.

Return on Investment (ROI) Considerations

Payback Period (ROI): Project will enhance the quality of life or quality of governmental services for our citizens.

Financial Information

Funding Sources

Funding Type	FY 2023-24	FY 2024-25	FY 2025-26	FY 2026-27	FY 2027-28
Half Cent Sales Tax Revenue	\$ -	\$ -	\$ 112,903	\$ 1,290,000	\$ -
Prior Year CIP Reserves	-	-	107,097	-	-
Internal Borrowing	-	-	-	490,000	-
Totals	\$ -	\$ -	\$ 220,000	\$ 1,780,000	\$ -

Capital Project Expenditures/Expenses

Activity	FY 2023-24	FY 2024-25	FY 2025-26	FY 2026-27	FY 2027-28
Design	\$ -	\$ -	\$ 220,000	\$ -	\$ -
CEI	-	-	-	300,000	-
Construction	-	-	-	1,480,000	-
Totals	\$ -	\$ -	\$ 220,000	\$ 1,780,000	\$ -

Impact on Operational Expenditures/Expenses

Activity	FY 2023-24	FY 2024-25	FY 2025-26	FY 2026-27	FY 2027-28
Operating Expense - Staff Costs	\$ -	\$ 5,000	\$ 10,000	\$ -	\$ -
Totals	\$ -	\$ 5,000	\$ 10,000	\$ -	\$ -

CITY OF PORT ST. LUCIE - PROJECT UPDATE CAPITAL IMPROVEMENT PROJECT REQUEST FORM



PROJECT TYPE: NEW PROJECT PROJECT CHANGE/UPDATE

Department/Division: Public Works
Contact Person: Heath Stocton
Phone #/Extension: X4239
Fund Number: 310
Project Title: California Widening
Amount Spent-to-date:



Project Justification

Project Description & Scope: California Boulevard south of St. Lucie West Boulevard, is also in need of widening from two to four lanes as the corridor is failing at peak hour travel times. To increase capacity, California Boulevard requires widening from St. Lucie West Boulevard to Crosstown Parkway.

Purpose: Best Practices/Industry Standards

City Council Goal: High-quality infrastructure and facilities.

Return on Investment (ROI) Considerations

Payback Period (ROI): Project will enhance the quality of life or quality of governmental services for our citizens.

Financial Information

Funding Sources

Funding Type	FY 2023-24	FY 2024-25	FY 2025-26	FY 2026-27	FY 2027-28
Half Cent Sales Tax Revenue	\$ -	\$ -	\$ 1,050,000	\$ 5,000,000	\$ 9,000,000
Prior Year CIP Reserves	-	-	-	-	-
Totals	\$ -	\$ -	\$ 1,050,000	\$ 5,000,000	\$ 9,000,000

Capital Project Expenditures/Expenses

Activity	FY 2023-24	FY 2024-25	FY 2025-26	FY 2026-27	FY 2027-28
Design	\$ -	\$ -	\$ 1,050,000	\$ -	\$ -
CEI	-	-	-	1,000,000	-
Construction	-	-	-	4,000,000	9,000,000
Totals	\$ -	\$ -	\$ 1,050,000	\$ 5,000,000	\$ 9,000,000

Impact on Operational Expenditures/Expenses

Activity	FY 2023-24	FY 2024-25	FY 2025-26	FY 2026-27	FY 2027-28
Operating Expense - Staff Costs	\$ -	\$ -	\$ 10,000	\$ 20,000	\$ -
Totals	\$ -	\$ -	\$ 10,000	\$ 20,000	\$ -



“A City for All Ages”



**CITY OF PORT ST. LUCIE
STORMWATER UTILITY FUND - #401 - CAPITAL PROJECTS
TEN YEAR PROJECTION
FY 2023-24 PROPOSED BUDGET**

	2023-2024	2024-2025	2025-2026	2026-2027	2027-2028	2028-2029	2029-2030	2030-2031	2031-2032	2032-2033
	-----	-----	-----	-----	-----	-----	-----	-----	-----	-----
	Reduced	Reduced	Reduced							

REVENUES:

Stormwater Fee - EWIP	\$ 1,045,000	\$ 2,115,000	\$ 3,594,000	\$ 2,345,513	\$ 1,870,000	\$ 1,856,970	\$ 1,856,970	\$ 1,856,970	\$ 1,856,970	\$ -
St. Lucie County Interlocal Agreement - Hogpen Slough Water Quality		-	-	-	-	-	-	-	-	-
Whitmore Baffle Box Stormwater Management FDEP SWAG Grant	457,750									
SWAG Grant Awarded for Floresta Phase III Baffle Boxes - AKA St. Lucie River Baffle Boxes	-	-	-	-	-	-	-	-	-	-
Watershed A & B Stormwater management FDEP Grant (Resilient Florida)	2,000,000									
Water Quality Grant applied Hog Pen Slough HPS-60 Replacement					1,300,000					
ARPA -Water & Sewer Infrastructure - D-11 Canal improvements	1,123,309									
ARPA - Whitmore Baffle Boxes	457,750									
ARPA - Watershed A&B	1,058,691									
Transfer from GF - D-11 Canal Improvements	976,691									
Transfer from GF Watershed A&B Grant match		941,309								
Total Revenues	\$ 7,119,191	\$ 3,056,309	\$ 3,594,000	\$ 2,345,513	\$ 3,170,000	\$ 1,856,970	\$ 1,856,970	\$ 1,856,970	\$ 1,856,970	\$ -

EXPENDITURES:

DRAINAGE DIVISION - PUBLIC WORKS - #401-4126

Design of Grant Eligible Water Quality Projects - NAME CHANGED	\$ 250,000	\$ 335,000	\$ 370,000	\$ 400,000	\$ 400,000	\$ 400,000	\$ 400,000	\$ 400,000	\$ 400,000	\$ -
E-3 Canal Improvements Phase III	-	-	240,000	-	-	2,416,700	-	-	-	-
D-11 Canal Improvements - PROJECT CHANGE	2,100,000	-	-	-	-	-	-	-	-	-
E-8 Downstream repair of B-15	-	-	-	226,000	-	2,260,000	-	-	-	-
A-14 Water Control Structure	795,000	-	-	-	-	-	-	-	-	-
NEW PROJECT - Emerson Street Water Quality Dry Pond					150,000	530,000				
Property Acquisition for access to Water Control Structures	-	160,000	-	100,000	-	160,000	160,000	160,000	160,000	-
NEW PROJECT - Watershed A & B	3,058,691	941,309								
Water Quality Projects (Vet Mem Phases IV and V)	-	-	154,000	-	-	1,540,000	1,600,000	-	-	-
Veteran's Memorial Water Quality Phase III	-	120,000	1,200,000	-	-	-	-	-	-	-
Hog Pen Slough Water Quality -Council Approved Interlocal for Design of Hog Pen Slough-		1,500,000	1,500,000	-	-	-	-	-	-	-
NEW PROJECT - Whitmore Baffle Box	915,500									
PROJECT UPDATE - Hog Pen Slough HPS-60 Replacement	-	-	130,000	-	1,300,000					
Elkcam Basin Improvements - HMGP LMS Grant (applied)	-	-	-	767,436	-	7,674,359	-	-	-	-
Kingsway/Oakridge Basin Improvements - HMGP LMS Grant FY 26/27 (applied)	-	-	-	737,477	-	7,374,766	-	-	-	-
Airosa Conflict Structure & Piping	-	-	-	114,600	600,000	546,000	-	-	-	-
C-24/Monterrey/Cameo Watershed Ponds (3) - NEW PROJECT	-	-	-	-	420,000	940,000	2,640,000	-	-	-
C-24/Monterrey/Cameo Watershed Baffles Boxes (6) ¹ - NEW PROJECT	-	-	-	-	300,000	1,000,000	1,000,000	1,000,000	-	-
Central Watershed Pond (27) ²	-	-	-	-	-	-	2,059,000	4,118,000	4,118,000	4,118,000
Central Watershed Structures and Pipes ³	-	-	-	-	-	-	1,300,000	2,600,000	2,600,000	2,600,000
Total Expenditures	\$ 7,119,191	\$ 3,056,309	\$ 3,594,000	\$ 2,345,513	\$ 3,170,000	\$ 24,841,825	\$ 9,159,000	\$ 8,278,000	\$ 7,278,000	\$ 6,718,000

Designated CIP Reserve Future Projects

\$ -	\$ -	\$ -	\$ -	\$ -	\$ -	\$ -	\$ -	\$ -	\$ -	\$ -
------	------	------	------	------	------	------	------	------	------	------

SURPLUS/<DEFICIT>

\$ -	\$ -	\$ -	\$ -	\$ -	\$ -	\$ (22,984,855)	\$ (7,302,030)	\$ (6,421,030)	\$ (5,421,030)	\$ (6,718,000)
------	------	------	------	------	------	-----------------	----------------	----------------	----------------	----------------



“A City for All Ages”

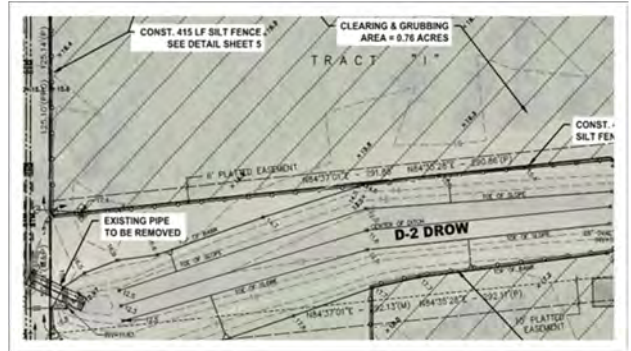
CITY OF PORT ST. LUCIE CAPITAL IMPROVEMENT PROJECT REQUEST FORM



PROJECT TYPE: NEW PROJECT PROJECT CHANGE/UPDATE

Department/Division: Public Works
Contact Person: Amy Eason, P.E.
Phone #/Extension: X4158
Fund Number: 401-4126

Project Title: Design of Grant Eligible Water Quality Projects
Amount Spent-to-date:



Project Justification

Project Description & Scope: Provide Funds needed to identify and develop designs for various future Water Quality projects that are needed throughout the City. Completed designs are necessary when applying for grants. This will provide greater opportunity for grant funding in the future.

Purpose: Policy Directives

City Council Goal: High-quality infrastructure and facilities.

Return on Investment (ROI) Considerations

Payback Period (ROI): Project will enhance the quality of life or quality of governmental services for our citizens.

Financial Information

Funding Sources					
Funding Type	FY 2023-24	FY 2024-25	FY 2025-26	FY 2026-27	FY 2027-28
Stormwater Fees	\$ 250,000	\$ 335,000	\$ 370,000	\$ 400,000	\$ 400,000
Totals	\$ 250,000	\$ 335,000	\$ 370,000	\$ 400,000	\$ 400,000

Capital Project Expenditures/Expenses					
Activity	FY 2023-24	FY 2024-25	FY 2025-26	FY 2026-27	FY 2027-28
Design	\$ 250,000	\$ 335,000	\$ 370,000	\$ 400,000	\$ 400,000
Totals	\$ 250,000	\$ 335,000	\$ 370,000	\$ 400,000	\$ 400,000

Impact on Operational Expenditures/Expenses					
Activity	FY 2023-24	FY 2024-25	FY 2025-26	FY 2026-27	FY 2027-28
Operating Expense-Staff Costs	\$ 7,500	\$ 8,200	\$ 8,500	\$ 12,000	\$ 12,000
Totals	\$ 7,500	\$ 8,200	\$ 8,500	\$ 12,000	\$ 12,000

CITY OF PORT ST. LUCIE CAPITAL IMPROVEMENT PROJECT REQUEST FORM



PROJECT TYPE: NEW PROJECT PROJECT CHANGE/UPDATE

Department/Division: Public Works
Contact Person: Amy Eason, P.E.
Phone #/Extension: X4158
Fund Number: 401-4126

Project Title: E-3 Canal Improvements Phase III

Amount Spent-to-Date:



Project Justification

Project Description & Scope: Design project to stabilize the E-3 Canal to improve drainage, reduce the risk of flooding of properties, reduce further loss of private property, and protect lives. This project will replace the existing open waterway canal system with a dual culvert system.

Purpose: Best Practices/Industry Standards

City Council Goal: High-quality infrastructure and facilities.

Return on Investment (ROI) Considerations

Payback Period (ROI): Project will enhance the quality of life or quality of governmental services for our citizens.

Financial Information

Funding Sources

Funding Type	FY 2023-24	FY 2024-25	FY 2025-26	FY 2026-27	FY 2027-28
Stormwater Fees	\$ -	\$ -	\$ 240,000	\$ -	\$ -
Totals	\$ -	\$ -	\$ 240,000	\$ -	\$ -

Capital Project Expenditures/Expenses

Activity	FY 2023-24	FY 2024-25	FY 2025-26	FY 2026-27	FY 2027-28
Design/Permitting	\$ -	\$ -	\$ 240,000	\$ -	\$ -
Totals	\$ -	\$ -	\$ 240,000	\$ -	\$ -

Impact on Operational Expenditures/Expenses

Activity	FY 2023-24	FY 2024-25	FY 2025-26	FY 2026-27	FY 2027-28
Operating Expense-Staff Costs	\$ -	\$ -	\$ 12,000	\$ -	\$ -
Totals	\$ -	\$ -	\$ 12,000	\$ -	\$ -

CITY OF PORT ST. LUCIE CAPITAL IMPROVEMENT PROJECT REQUEST FORM



PROJECT TYPE: NEW PROJECT PROJECT CHANGE/UPDATE

Department/Division: Public Works
Contact Person: Amy Eason
Phone #/Extension: X4158
Fund Number: 401-4126

Project Title: D-11 Canal Improvements



Amount Spent-to-Date:

Project Justification

Project Description & Scope: Piping of existing open channel conveyance system to piped underground system due to sluffing of the slide slopes that encroached onto private residency.

Purpose: Best Practices/Industry Standards

City Council Goal: High-quality infrastructure and facilities.

Return on Investment (ROI) Considerations

Payback Period (ROI): Project will enhance the quality of life or quality of governmental services for our citizens.

Financial Information

Funding Sources

Funding Type	FY 2023-24	FY 2024-25	FY 2025-26	FY 2026-27	FY 2027-28
ARPA - Water and Sewer Infrastructure	\$ 1,123,309	\$ -	\$ -	\$ -	\$ -
Grant Match-GF Transfer	\$ 976,691	\$ -	\$ -	\$ -	\$ -
Totals	\$ 2,100,000	\$ -	\$ -	\$ -	\$ -

Capital Project Expenditures/Expenses

Activity	FY 2023-24	FY 2024-25	FY 2025-26	FY 2026-27	FY 2027-28
Design	\$ 200,000	\$ -	\$ -	\$ -	\$ -
Construction	\$ 1,900,000	\$ -	\$ -	\$ -	\$ -
	\$ -	\$ -	\$ -	\$ -	\$ -
Totals	\$ 2,100,000	\$ -	\$ -	\$ -	\$ -

Impact on Operational Expenditures/Expenses

Activity	FY 2023-24	FY 2024-25	FY 2025-26	FY 2026-27	FY 2027-28
Operating Expense-Staff Costs	15,000	-	-	-	-
Totals	\$ 15,000	\$ -	\$ -	\$ -	\$ -

CITY OF PORT ST. LUCIE CAPITAL IMPROVEMENT PROJECT REQUEST FORM



PROJECT TYPE: NEW PROJECT PROJECT CHANGE/UPDATE

Department/Division: Public Works
Contact Person: Amy Eason, P.E.
Phone #/Extension: X4158
Fund Number: 401-4126

Project Title: E-8 Downstream repair of B-15

Amount Spent-to-Date: \$4,861,966



Project Justification

Project Description & Scope: Existing ditch slopes are to be reworked and stabilized to eliminate the presence of visible erodible slopes on either side of the existing open conveyance system.

Purpose: Best Practices/Industry Standards

City Council Goal: High-quality infrastructure and facilities.

Return on Investment (ROI) Considerations

Payback Period (ROI): Project will enhance the quality of life or quality of governmental services for our citizens.

Financial Information

Funding Sources					
Funding Type	FY 2023-24	FY 2024-25	FY 2025-26	FY 2026-27	FY 2027-28
Stormwater Fees	\$ -	\$ -	\$ -	\$ 226,000	\$ -
Totals	\$ -	\$ -	\$ -	\$ 226,000	\$ -

Capital Project Expenditures/Expenses					
Activity	FY 2023-24	FY 2024-25	FY 2025-26	FY 2026-27	FY 2027-28
Design	\$ -	\$ -	\$ -	\$ 226,000	\$ -
Construction	\$ -	\$ -	\$ -	\$ -	\$ -
Totals	\$ -	\$ -	\$ -	\$ 226,000	\$ -

Impact on Operational Expenditures/Expenses					
Activity	FY 2023-24	FY 2024-25	FY 2025-26	FY 2026-27	FY 2027-28
Operating Expense-Staff Costs	\$ -	\$ -	\$ -	\$ 5,000	\$ -
Totals	\$ -	\$ -	\$ -	\$ 5,000	\$ -

CITY OF PORT ST. LUCIE CAPITAL IMPROVEMENT PROJECT REQUEST FORM



PROJECT TYPE: NEW PROJECT PROJECT CHANGE/UPDATE

Department/Division: Public Works
Contact Person: Amy Eason, P.E.
Phone #/Extension: X4158
Fund Number: 401-4126

Project Title: A-14 Water Control Structure

Amount Spent-to-date:



Project Justification

Project Description & Scope: Existing water control located adjacent to SW Darwin Boulevard at the E-84 Canal to be reconstructed due to its condition and remaining useful life expectancy. Project includes additional water quality enhancements.

Purpose: Policy Directives

City Council Goal: High-quality infrastructure and facilities.

Return on Investment (ROI) Considerations

Payback Period (ROI): Project will enhance the quality of life or quality of governmental services for our citizens.

Financial Information

Funding Sources

Funding Type	FY 2023-24	FY 2024-25	FY 2025-26	FY 2026-27	FY 2027-28
Stormwater Fees	\$ 795,000	\$ -	\$ -	\$ -	\$ -
Totals	\$ 795,000	\$ -	\$ -	\$ -	\$ -

Capital Project Expenditures/Expenses

Activity	FY 2023-24	FY 2024-25	FY 2025-26	FY 2026-27	FY 2027-28
Design	\$ 95,000	\$ -	\$ -	\$ -	\$ -
Construction	700,000	-	-	-	-
Totals	\$ 795,000	\$ -	\$ -	\$ -	\$ -

Impact on Operational Expenditures/Expenses

Activity	FY 2023-24	FY 2024-25	FY 2025-26	FY 2026-27	FY 2027-28
Operating Expense-Staff Costs	\$ 5,000				
Totals	\$ 5,000	\$ -	\$ -	\$ -	\$ -

CITY OF PORT ST. LUCIE - NEW PROJECT CAPITAL IMPROVEMENT PROJECT REQUEST FORM



PROJECT TYPE: NEW PROJECT PROJECT CHANGE/UPDATE

Department/Division: Public Works
Contact Person: Amy Eason
Phone #/Extension: X4158
Fund Number: 401-4126

Project Title: Emerson Street Water Quality Dry Pond

Amount Spent-to-Date:



Project Justification

Project Description & Scope: Project No. 8 in the Stormwater Master Plan, this project includes the design, permitting, and construction of the Emerson Street Water Quality Dry Pond. This pond will provide water quality treatment to approximately 55 acres will be treated. This project will coordinate with the NICE program and parks and recreation for a HPPS site.

Purpose: Best Practices/Industry Standards

City Council Goal: High-quality infrastructure and facilities.

Return on Investment (ROI) Considerations

Payback Period (ROI): Project will enhance the quality of life or quality of governmental services for our citizens.

Financial Information

Funding Sources

Funding Type	FY 2023-24	FY 2024-25	FY 2025-26	FY 2026-27	FY 2027-28
Stormwater Fees	\$ -	\$ -	\$ -	\$ -	\$ 150,000
Totals	\$ -	\$ -	\$ -	\$ -	\$ 150,000

Capital Project Expenditures/Expenses

Activity	FY 2023-24	FY 2024-25	FY 2025-26	FY 2026-27	FY 2027-28
Analysis / Design	\$ -	\$ -	\$ -		\$ 150,000
Construction	-	-	-		
Totals	\$ -	\$ -	\$ -	\$ -	\$ 150,000

Impact on Operational Expenditures/Expenses

Activity	FY 2023-24	FY 2024-25	FY 2025-26	FY 2026-27	FY 2027-28
Operating Expense-Staff Costs	-	-	-	-	
Totals	\$ -	\$ -	\$ -	\$ -	\$ -

CITY OF PORT ST. LUCIE CAPITAL IMPROVEMENT PROJECT REQUEST FORM



PROJECT TYPE: NEW PROJECT PROJECT CHANGE/UPDATE

Department/Division: Public Works
Contact Person: Amy Eason, P.E.
Phone #/Extension: X4158
Fund Number: 401-4126

Project Title: Property Acquisition for access to Water Control Structures



Amount Spent-to-date:

Project Justification

Project Description & Scope: The Drainage Division of the Public Works Department’s periodically acquires certain vacant residential lots that are along and adjacent to canals, waterways and drainage rights-of-way. The acquisition of these properties will provide City staff and City contractors access for maintenance activities. The acquisition of certain properties for maintenance access will enhance the City’s storm water maintenance and management activities.

Purpose: Past/Current Practices

City Council Goal: High-performing city government organization.

Return on Investment (ROI) Considerations

Payback Period (ROI): Project will enhance the quality of life or quality of governmental services for our citizens.

Financial Information

Funding Sources

Funding Type	FY 2023-24	FY 2024-25	FY 2025-26	FY 2026-27	FY 2027-28
Stormwater Fees	\$ -	\$ 160,000	\$ -	\$ 100,000	\$ -
Totals	\$ -	\$ 160,000	\$ -	\$ 100,000	\$ -

Capital Project Expenditures/Expenses

Activity	FY 2023-24	FY 2024-25	FY 2025-26	FY 2026-27	FY 2027-28
Property Purchase	\$ -	\$ 160,000	\$ -	\$ 100,000	\$ -
Totals	\$ -	\$ 160,000	\$ -	\$ 100,000	\$ -

Impact on Operational Expenditures/Expenses

Activity	FY 2023-24	FY 2024-25	FY 2025-26	FY 2026-27	FY 2027-28
Operating Expense-Staff Costs	\$ -	\$ 1,000	\$ -	\$ 1,500	\$ -
Totals	\$ -	\$ 1,000	\$ -	\$ 1,500	\$ -

CITY OF PORT ST. LUCIE - NEW PROJECT CAPITAL IMPROVEMENT PROJECT REQUEST FORM



PROJECT TYPE: NEW PROJECT PROJECT CHANGE/UPDATE

Department/Division: Public Works
Contact Person: Amy Eason, P.E.
Phone #/Extension: X4158
Fund Number: 401-4126

Project Title: Watershed A&B Improvements

Amount Spent-to-Date:



Project Justification

Project Description & Scope: As a continuation of a past project, the City will implement Water Control Structure Upgrades in Watersheds A and B. The City will complete the construction of critical control structure improvements, including upgrading culverts and risers, replacing gates, ancillary grading, and installing fiber optic connections. Work will occur along the E-5, E-8, and E-84 canals.

Purpose: Best Practices/Industry Standards

City Council Goal: High-quality infrastructure and facilities.

Return on Investment (ROI) Considerations

Payback Period (ROI): Project will enhance the quality of life or quality of governmental services for our citizens.

Financial Information

Funding Sources					
Funding Type	FY 2023-24	FY 2024-25	FY 2025-26	FY 2026-27	FY 2027-28
Resilient Florida (Awarded)	\$ 2,000,000	\$ -	\$ -	\$ -	\$ -
ARPA	1,058,691				
General Fund	-	941,309	-		
	-	-	-		
Totals	\$ 3,058,691	\$ 941,309	\$ -	\$ -	\$ -

Capital Project Expenditures/Expenses					
Activity	FY 2023-24	FY 2024-25	FY 2025-26	FY 2026-27	FY 2027-28
Design/Permitting	\$ 521,739		\$ -	\$ -	\$ -
Construction	1,478,261	2,000,000	-	-	-
Totals	\$ 2,000,000	\$ 2,000,000	\$ -	\$ -	\$ -

Impact on Operational Expenditures/Expenses					
Activity	FY 2023-24	FY 2024-25	FY 2025-26	FY 2026-27	FY 2027-28
Operating Expense-Staff Costs	\$ 20,000	\$ 20,000			
Totals	\$ 20,000	\$ 20,000	\$ -	\$ -	\$ -

CITY OF PORT ST. LUCIE CAPITAL IMPROVEMENT PROJECT REQUEST FORM



PROJECT TYPE: NEW PROJECT PROJECT CHANGE/UPDATE

Department/Division: Public Works
Contact Person: Amy Eason, P.E.
Phone #/Extension: X4158
Fund Number: 401-4126

Project Title: Water Quality Projects (Vet Mem Phases IV and V)

Amount Spent-to-date:



Project Justification

Project Description & Scope: Design Stormwater Storage and Treatment Areas to attenuate and treat stormwater prior to discharge to the North Fork.

Purpose: Best Practices/Industry Standards

City Council Goal: High-quality infrastructure and facilities.

Return on Investment (ROI) Considerations

Payback Period (ROI): Project will enhance the quality of life or quality of governmental services for our citizens.

Financial Information

Funding Sources

Funding Type	FY 2023-24	FY 2024-25	FY 2025-26	FY 2026-27	FY 2027-28
Stormwater Fees	\$ -	\$ -	\$ 154,000	\$ -	\$ -
Totals	\$ -	\$ -	\$ 154,000	\$ -	\$ -

Capital Project Expenditures/Expenses

Activity	FY 2023-24	FY 2024-25	FY 2025-26	FY 2026-27	FY 2027-28
Design	\$ -	\$ -	\$ 154,000	\$ -	\$ -
Totals	\$ -	\$ -	\$ 154,000	\$ -	\$ -

Impact on Operational Expenditures/Expenses

Activity	FY 2023-24	FY 2024-25	FY 2025-26	FY 2026-27	FY 2027-28
Operating Expense-Staff Costs	\$ -	\$ -	\$ 5,000	\$ -	\$ -
Totals	\$ -	\$ -	\$ 5,000	\$ -	\$ -

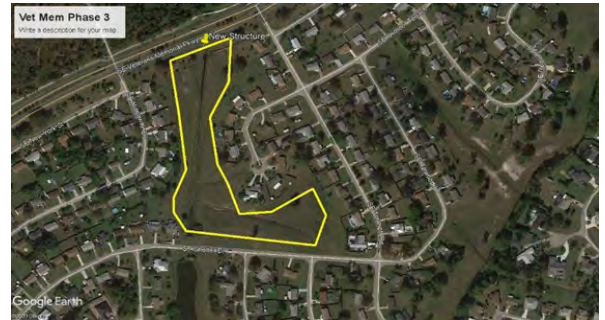
CITY OF PORT ST. LUCIE CAPITAL IMPROVEMENT PROJECT REQUEST FORM



PROJECT TYPE: NEW PROJECT PROJECT CHANGE/UPDATE

Department/Division: Public Works
Contact Person: Amy Eason, P.E.
Phone #/Extension: X4158
Fund Number: 401-4126

Project Title: Veteran's Memorial Water Quality Phase III



Amount Spent-to-Date:

Project Justification

Project Description & Scope: Design and Construct a Stormwater Treatment Area and new control structure to detain and treat stormwater prior to discharge to the North Fork.

Purpose: Best Practices/Industry Standards

City Council Goal: High-quality infrastructure and facilities.

Return on Investment (ROI) Considerations

Payback Period (ROI): Project will enhance the quality of life or quality of governmental services for our citizens.

Financial Information

Funding Sources					
Funding Type	FY 2023-24	FY 2024-25	FY 2025-26	FY 2026-27	FY 2027-28
Stormwater Fees	\$ -	\$ 120,000	\$ 1,200,000	\$ -	\$ -
Totals	\$ -	\$ 120,000	\$ 1,200,000	\$ -	\$ -

Capital Project Expenditures/Expenses					
Activity	FY 2023-24	FY 2024-25	FY 2025-26	FY 2026-27	FY 2027-28
Design	\$ -	\$ 120,000	\$ -	\$ -	\$ -
Construction	-	-	1,200,000	-	-
Totals	\$ -	\$ 120,000	\$ 1,200,000	\$ -	\$ -

Impact on Operational Expenditures/Expenses					
Activity	FY 2023-24	FY 2024-25	FY 2025-26	FY 2026-27	FY 2027-28
Operating Expense-Staff Costs	\$ -	\$ 5,000	\$ 20,000		
Totals	\$ -	\$ 5,000	\$ 20,000	\$ -	\$ -

CITY OF PORT ST. LUCIE CAPITAL IMPROVEMENT PROJECT REQUEST FORM



PROJECT TYPE: NEW PROJECT PROJECT CHANGE/UPDATE

Department/Division: Public Works
Contact Person: Amy Eason, P.E.
Phone #/Extension: X4158
Fund Number: 401-4126
Project Title: Hogpen Slough Water Quality
Amount Spent-to-Date: \$ -



Project Justification

Project Description & Scope: Design a Stormwater Treatment Area in City ROW to help remove high nutrients and bacteria in stormwater entering from north of City Limits into the Hogpen Drainage Basin as called out in Microbial Source Tracking Study. Will Be seeking grants for Construction Resolution 22-R41 :Interlocal Agreement with St. Lucie County approved for design.

Purpose: Best Practices/Industry Standards

City Council Goal: High-quality infrastructure and facilities.

Return on Investment (ROI) Considerations

Payback Period (ROI): Project will enhance the quality of life or quality of governmental services for our citizens.

Financial Information

Funding Sources					
Funding Type	FY 2023-24	FY 2024-25	FY 2025-26	FY 2026-27	FY 2027-28
Stormwater Fees	\$ -	\$ 1,500,000	\$ 1,500,000	\$ -	\$ -
Totals	\$ -	\$ 1,500,000	\$ 1,500,000	\$ -	\$ -

Capital Project Expenditures/Expenses					
Activity	FY 2023-24	FY 2024-25	FY 2025-26	FY 2026-27	FY 2027-28
Design	\$ -	\$ -	\$ -	\$ -	\$ -
Construction	-	1,500,000	1,500,000	-	-
Totals	\$ -	\$ 1,500,000	\$ 1,500,000	\$ -	\$ -

Impact on Operational Expenditures/Expenses					
Activity	FY 2023-24	FY 2024-25	FY 2025-26	FY 2026-27	FY 2027-28
Operating Expense-Staff Costs	-	\$ 30,000	\$ 6,000	-	-
Totals	\$ -	\$ 30,000	\$ 6,000	\$ -	\$ -

CITY OF PORT ST. LUCIE - **NEW PROJECT** CAPITAL IMPROVEMENT PROJECT REQUEST FORM



PROJECT TYPE: NEW PROJECT PROJECT CHANGE/UPDATE

Department/Division: Public Works
Contact Person: Amy Eason, P.E.
Phone #/Extension: X4158
Fund Number: 401-4126

Project Title: SE Whitmore Drive Baffle Box

Amount Spent-to-Date:



Project Justification

Project Description & Scope: With State Water-quality Assistance Grant (SWAG) funding, the City will install one baffle box along SE Whitmore Drive at the D-19 outfall. The baffle box will treat a 119-acre area.

Purpose: Best Practices/Industry Standards

City Council Goal: High-quality infrastructure and facilities.

Return on Investment (ROI) Considerations

Payback Period (ROI): Project will enhance the quality of life or quality of governmental services for our citizens.

Financial Information

Funding Sources

Funding Type	FY 2023-24	FY 2024-25	FY 2025-26	FY 2026-27	FY 2027-28
FDEP SWAG	\$ 457,750	\$ -	\$ -	\$ -	\$ -
ARPA	\$ 457,750	-	-	-	-
Totals	\$ 915,500	\$ -	\$ -	\$ -	\$ -

Capital Project Expenditures/Expenses

Activity	FY 2023-24	FY 2024-25	FY 2025-26	FY 2026-27	FY 2027-28
Design/Permitting	\$ 83,227	\$ -	\$ -	\$ -	\$ -
Construction	832,273	-	-	-	-
Totals	\$ 915,500	\$ -	\$ -	\$ -	\$ -

Impact on Operational Expenditures/Expenses

Activity	FY 2023-24	FY 2024-25	FY 2025-26	FY 2026-27	FY 2027-28
Operating Expense-Staff Costs	\$ 10,000				
Totals	\$ 10,000	\$ -	\$ -	\$ -	\$ -

CITY OF PORT ST. LUCIE CAPITAL IMPROVEMENT PROJECT REQUEST FORM



PROJECT TYPE: NEW PROJECT PROJECT CHANGE/UPDATE

Department/Division: Public Works
Contact Person: Amy Eason, P.E.
Phone #/Extension: X4158
Fund Number: 401-4126

Project Title: Hogpen Slough HPS-60 Replacement

Amount Spent-to-Date: \$ -



Project Justification

Project Description & Scope: Design and construction of the replacement of the Hog Pen Slough (HPS-60) structure due to age. This project will replace the existing structure and evaluate the potential for adding water quality treatment to the basin.

Purpose: Best Practices/Industry Standards

City Council Goal: High-quality infrastructure and facilities.

Return on Investment (ROI) Considerations

Payback Period (ROI): Project will enhance the quality of life or quality of governmental services for our citizens.

Financial Information

Funding Sources

Funding Type	FY 2023-24	FY 2024-25	FY 2025-26	FY 2026-27	FY 2027-28
Stormwater Fees	\$ -	\$ -	\$ 130,000	\$ -	\$ 1,300,000
Totals	\$ -	\$ -	\$ 130,000	\$ -	\$ 1,300,000

Capital Project Expenditures/Expenses

Activity	FY 2023-24	FY 2024-25	FY 2025-26	FY 2026-27	FY 2027-28
Design	\$ -	\$ -	\$ 130,000	\$ -	\$ -
Construction	-	-	-	-	1,300,000
Totals	\$ -	\$ -	\$ 130,000	\$ -	\$ 1,300,000

Impact on Operational Expenditures/Expenses

Activity	FY 2023-24	FY 2024-25	FY 2025-26	FY 2026-27	FY 2027-28
Operating Expense-Staff Costs	\$ -	\$ -	\$ 5,000	\$ -	\$ 20,000
Totals	\$ -	\$ -	\$ 5,000	\$ -	\$ 20,000

CITY OF PORT ST. LUCIE CAPITAL IMPROVEMENT PROJECT REQUEST FORM



PROJECT TYPE: NEW PROJECT PROJECT CHANGE/UPDATE

Department/Division: Public Works
Contact Person: Amy Eason, P.E.
Phone #/Extension: X4158
Fund Number: 401-4126

Project Title: Elkcam Basin Improvements

Amount Spent-to-Date: \$ -



Project Justification

Project Description & Scope: Basin study to determine the excavation limits needed throughout the entire waterway upstream of the outfall along with adjustments to existing control structures.
 \$5,755,768.90 HMGP LMS Grant Requested

Purpose: Best Practices/Industry Standards

City Council Goal: High-quality infrastructure and facilities.

Return on Investment (ROI) Considerations

Payback Period (ROI): Project will enhance the quality of life or quality of governmental services for our citizens.

Financial Information

Funding Sources					
Funding Type	FY 2023-24	FY 2024-25	FY 2025-26	FY 2026-27	FY 2027-28
Stormwater Fees	\$ -	\$ -	\$ -	\$ 767,436	\$ -
Totals	\$ -	\$ -	\$ -	\$ 767,436	\$ -

Capital Project Expenditures/Expenses					
Activity	FY 2023-24	FY 2024-25	FY 2025-26	FY 2026-27	FY 2027-28
Design	\$ -	\$ -	\$ -	\$ 767,436	\$ -
Totals	\$ -	\$ -	\$ -	\$ 767,436	\$ -

Impact on Operational Expenditures/Expenses					
Activity	FY 2023-24	FY 2024-25	FY 2025-26	FY 2026-27	FY 2027-28
Operating Expense-Staff Costs	\$ -	\$ -	\$ -	\$ 5,000	\$ -
Totals	\$ -	\$ -	\$ -	\$ 5,000	\$ -

CITY OF PORT ST. LUCIE - CAPITAL IMPROVEMENT PROJECT REQUEST FORM



PROJECT TYPE: NEW PROJECT PROJECT CHANGE/UPDATE

Department/Division: Public Works
Contact Person: Amy Eason, P.E.
Phone #/Extension: X4158
Fund Number: 401-4126
Project Title: Kingsway/Oakridge Basin Improvements
Amount Spent-to-Date: \$ -



Project Justification

Project Description & Scope: Basin study to determine the excavation limits needed throughout the entire waterway upstream of the outfall.
 \$5,531,074.70 HMGP LMS Grant Requested

Purpose: Best Practices/Industry Standards

City Council Goal: High-quality infrastructure and facilities.

Return on Investment (ROI) Considerations

Payback Period (ROI): Project will enhance the quality of life or quality of governmental services for our citizens.

Financial Information

Funding Sources

Funding Type	FY 2023-24	FY 2024-25	FY 2025-26	FY 2026-27	FY 2027-28
Stormwater Fees	\$ -	\$ -	\$ -	\$ 737,477	\$ -
Totals	\$ -	\$ -	\$ -	\$ 737,477	\$ -

Capital Project Expenditures/Expenses

Activity	FY 2023-24	FY 2024-25	FY 2025-26	FY 2026-27	FY 2027-28
Design	\$ -	\$ -	\$ -	\$ 737,477	\$ -
Totals	\$ -	\$ -	\$ -	\$ 737,477	\$ -

Impact on Operational Expenditures/Expenses

Activity	FY 2023-24	FY 2024-25	FY 2025-26	FY 2026-27	FY 2027-28
Operating Expense-Staff Costs	\$ -	\$ -	\$ -	\$ 5,000	\$ 5,000
Totals	\$ -	\$ -	\$ -	\$ 5,000	\$ 5,000

CITY OF PORT ST. LUCIE CAPITAL IMPROVEMENT PROJECT REQUEST FORM



PROJECT TYPE: NEW PROJECT PROJECT CHANGE/UPDATE

Department/Division: Public Works
Contact Person: Amy Eason, P.E.
Phone #/Extension: X4158
Fund Number: 401-4126

Project Title: Airoso Conflict Structure & Piping

Amount Spent-to-Date: \$ -



Project Justification

Project Description & Scope: Utility structure needs to be adjusted so it does not interfere with stormwater conveyance of a primary outfall.

Purpose: Best Practices/Industry Standards

City Council Goal: High-quality infrastructure and facilities.

Return on Investment (ROI) Considerations

Payback Period (ROI): Project will enhance the quality of life or quality of governmental services for our citizens.

Financial Information

Funding Sources

Funding Type	FY 2023-24	FY 2024-25	FY 2025-26	FY 2026-27	FY 2027-28
Stormwater Fees	\$ -	\$ -	\$ -	\$ 114,600	\$ 600,000
Totals	\$ -	\$ -	\$ -	\$ 114,600	\$ 600,000

Capital Project Expenditures/Expenses

Activity	FY 2023-24	FY 2024-25	FY 2025-26	FY 2026-27	FY 2027-28
Design	\$ -	\$ -	\$ -	\$ 114,600	\$ -
Construction	-	-	-	-	600,000
Totals	\$ -	\$ -	\$ -	\$ 114,600	\$ 600,000

Impact on Operational Expenditures/Expenses

Activity	FY 2023-24	FY 2024-25	FY 2025-26	FY 2026-27	FY 2027-28
Operating Expense-Staff Costs	\$ -	\$ -	\$ -	\$ 5,000	\$ 20,000
Totals	\$ -	\$ -	\$ -	\$ 5,000	\$ 20,000

CITY OF PORT ST. LUCIE - **NEW PROJECT** CAPITAL IMPROVEMENT PROJECT REQUEST FORM

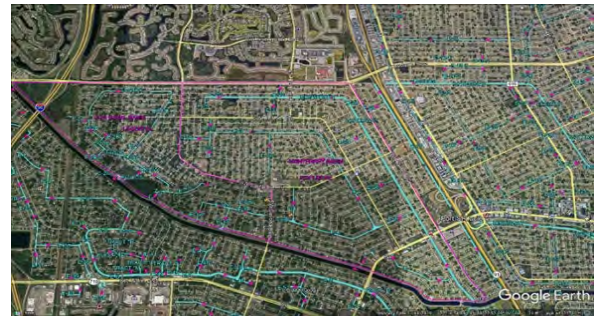


PROJECT TYPE: NEW PROJECT PROJECT CHANGE/UPDATE

Department/Division: Public Works
Contact Person: Amy Eason
Phone #/Extension: X4158
Fund Number: 401-4126

Project Title: C-24/Monterrey/Cameo Watershed Ponds (3)

Amount Spent-to-Date: \$ -



Project Justification

Project Description & Scope: Based on the 2015 study, this project consists of the design, permitting, and construction of the Lennox Street Pond, the California Boulevard Pond, and the Oxford Pond within the C-24/Monterrey and Cameo Watersheds.

Purpose: Best Practices/Industry Standards

City Council Goal: High-quality infrastructure and facilities.

Return on Investment (ROI) Considerations

Payback Period (ROI): Project will enhance the quality of life or quality of governmental services for our citizens.

Financial Information

Funding Sources

Funding Type	FY 2023-24	FY 2024-25	FY 2025-26	FY 2026-27	FY 2027-28
Stormwater Fees	\$ -	\$ -	\$ -	\$ -	\$ 420,000
Totals	\$ -	\$ -	\$ -	\$ -	\$ 420,000

Capital Project Expenditures/Expenses

Activity	FY 2023-24	FY 2024-25	FY 2025-26	FY 2026-27	FY 2027-28
Analysis / Design	\$ -	\$ -	\$ -		\$ 420,000
Construction	-	-	-		
Totals	\$ -	\$ -	\$ -	\$ -	\$ 420,000

Impact on Operational Expenditures/Expenses

Activity	FY 2023-24	FY 2024-25	FY 2025-26	FY 2026-27	FY 2027-28
Operating Expense-Staff Costs	-	-	-	-	10,000
Totals	\$ -	\$ -	\$ -	\$ -	\$ 10,000

CITY OF PORT ST. LUCIE - **NEW PROJECT** CAPITAL IMPROVEMENT PROJECT REQUEST FORM



PROJECT TYPE: NEW PROJECT PROJECT CHANGE/UPDATE

Department/Division: Public Works
Contact Person: Amy Eason
Phone #/Extension: X4158
Fund Number: 401-4126

Project Title: C-24/Monterrey/Cameo Watershed
Baffle Boxes (12)

Amount Spent-to-Date: \$ -



Project Justification

Project Description & Scope: Based on the 2015 study, this project consists of the design, permitting, and construction of six (6) baffle boxes on the outfalls within the C-24/Monterrey and Cameo Watersheds.

Purpose: Best Practices/Industry Standards

City Council Goal: High-quality infrastructure and facilities.

Return on Investment (ROI) Considerations

Payback Period (ROI): Project will enhance the quality of life or quality of governmental services for our citizens.

Financial Information

Funding Sources					
Funding Type	FY 2023-24	FY 2024-25	FY 2025-26	FY 2026-27	FY 2027-28
Stormwater Fees	\$ -	\$ -	\$ -	\$ -	\$ 300,000
Totals	\$ -	\$ -	\$ -	\$ -	\$ 300,000

Capital Project Expenditures/Expenses					
Activity	FY 2023-24	FY 2024-25	FY 2025-26	FY 2026-27	FY 2027-28
Analysis / Design	\$ -	\$ -	\$ -		\$ 300,000
Construction	-	-	-		
Totals	\$ -	\$ -	\$ -	\$ -	\$ 300,000

Impact on Operational Expenditures/Expenses					
Activity	FY 2023-24	FY 2024-25	FY 2025-26	FY 2026-27	FY 2027-28
Operating Expense-Staff Costs	-	-	-	-	-
Totals	\$ -	\$ -	\$ -	\$ -	\$ -



**CITY OF PORT ST. LUCIE UTILITY SYSTEMS
UTILITY SYSTEMS CAPITAL IMPROVEMENT PROJECTS FUND - FUND #448
TEN YEAR PROJECTION
PROPOSED BUDGET FY 2023-24**

2023-2024 2024-2025 2025-2026 2026-2027 2027-2028 2028-2029 2029-2030 2030-2031 2031-2032 2032-2033

REVENUES:

Prior Year CIP Reserves	\$5,458,187	\$5,758,187	\$5,629,187	\$8,779,187	\$11,089,187	\$9,619,187	(\$49,477,413)	(\$172,169,103)	(\$228,718,023)	(\$228,718,023)
Grant Revenue (potential) Area 7a Legislative		3,121,000								
Grant Revenue (potential) Area 7a		1,100,000								
Transfer from SAD Funds 5, 6, 7a	5,200,000									
Transfer from 431 Operating Fund (debt increases on bonds after 20-21)	10,000,000	5,000,000	5,000,000	5,000,000	5,000,000					
Transfer from 441	7,000,000	9,800,000	7,000,000	5,000,000	11,000,000					-
Total Revenues	\$ 27,658,187	\$ 24,779,187	\$ 17,629,187	\$ 18,779,187	\$ 27,089,187	\$ 9,619,187	\$ (49,477,413)	\$ (172,169,103)	\$ (228,718,023)	\$ (228,718,023)

Potential Grants (Not included in bottom line)

Grant Revenue (potential) Area 7b	416,400	-	2,891,500	-	-	-	-	-	-	-
Grant Revenue (potential) Dredging	-	-	-	-	-	1,200,000	1,200,000	1,200,000	1,200,000	1,200,000
Grant Revenue (potential) I & I	-	3,000,000	3,000,000	3,000,000	3,000,000	3,000,000	3,000,000	3,000,000	3,000,000	3,000,000

EXPENDITURES:

WATER TREATMENT 3310 & 3312

Clear Well and Generator Bldg @ Prineville RO	\$ -	\$ -	\$ -	\$ -	\$ -	\$ 800,000	\$ 8,700,000	\$ -	\$ -	\$ -
Well F-37 4 Western	-	-	-	-	-	5,793,000	-	-	-	-
Well F-38 RO Wells	-	-	-	-	-	5,793,000	-	-	-	-
Lime Plant Rehabs	500,000	-	500,000	-	500,000	1,500,000	500,000	-	-	-
Sub-Totals	\$ 500,000	\$ -	\$ 500,000	\$ -	\$ 500,000	\$ 13,886,000	\$ 9,200,000	\$ -	\$ -	\$ -

McCARTY RANCH - 3314

Water Quality Restoration Area 7A-234 acre water storage impoundment	\$ -	\$ 5,200,000	\$ -	\$ -	\$ -	\$ -	\$ -	\$ -	\$ -	\$ -
Water Quality Restoration Area 7B-294 acre water storage impoundment	-	-	-	-	-	694,000	5,783,000	-	-	-
Mc Carty fka Westport Aquifer Storage & Recovery Well	-	-	-	-	-	-	500,000	2,600,000	-	-
Range Line Road RO IW #1	-	-	-	-	-	800,000	18,000,000	-	-	-
Range Line Road RO Well Field (5 wells @ \$4.9m/each)	-	-	-	-	-	2,504,700	3,495,300	4,900,000	14,700,000	-
Range Line Road RO Water Plant (total \$75,700,000 - Constr yr 2030)	-	-	-	-	400,000	-	75,700,000	-	-	-
Range Line Road RO Water Plant (total \$75,700,000 - Constr yr 2030) 441	-	-	-	-	11,000,000	-	-	-	-	-
Range Line Road Raw Water Main	-	-	-	-	600,000	5,000,000	-	-	-	-
Dredging of South Lake	-	-	-	-	-	200,000	2,000,000	2,000,000	2,000,000	2,000,000
McCarty ASR Wells testing phase 2 (Y1732)	-	-	-	-	-	-	-	344,000	-	-
Sub-Totals	\$ -	\$ 5,200,000	\$ -	\$ -	\$ 12,000,000	\$ 9,198,700	\$ 105,478,300	\$ 9,844,000	\$ 16,700,000	\$ 2,000,000



**CITY OF PORT ST. LUCIE UTILITY SYSTEMS
 UTILITY SYSTEMS CAPITAL IMPROVEMENT PROJECTS FUND - FUND #448
 TEN YEAR PROJECTION
 PROPOSED BUDGET FY 2023-24**

	2023-2024	2024-2025	2025-2026	2026-2027	2027-2028	2028-2029	2029-2030	2030-2031	2031-2032	2032-2033
WATER DISTRIBUTION - 3316										
Village Green Pkwy-Huffman to Tiffany	\$ -	\$ -	\$ -	\$ -	\$ 3,000,000	\$ -	\$ -	\$ -	\$ -	\$ -
PSL Blvd-Parr to Alcantarra Blvd - Segment 2.2	-	2,000,000	-	-	-	-	-	-	-	-
PSL Blvd-Parr to Becker - Segment 1	-	-	2,000,000	-	-	-	-	-	-	-
***Floresta - Crosstown to Prima Vista	-	3,000,000	-	-	-	-	-	-	-	-
Midway-Jenkins to Glades Cutoff	-	-	1,300,000	-	-	-	-	-	-	-
Pipe Replacement	-	500,000	-	500,000	-	1,000,000	1,000,000	-	-	-
Glades Cutoff Road Parallel Water Main Phase 1 (WA-23)	2,000,000	-	-	-	-	-	-	-	-	-
JEA Rear Water Main Phase 1 (WA-19)	-	-	-	-	-	3,103,560	-	-	-	-
JEA Rear Water Main Phase 2 (WA-11)	-	-	-	-	-	3,386,240	-	-	-	-
Prineville Sandia-South Water Main (WA-17)	-	-	-	-	-	2,553,000	-	-	-	-
Belcrest St Water Main (WA-16)	-	-	-	-	-	-	1,019,250	-	-	-
Westport Pumpout Water Main (WA-08)	-	-	-	-	-	-	398,640	-	-	-
Sub-Totals	\$ 2,000,000	\$ 5,500,000	\$ 3,300,000	\$ 500,000	\$ 3,000,000	\$ 10,042,800	\$ 2,417,890	\$ -	\$ -	\$ -
Lift Station - 3380										
Lift Station Replacement (1 per year for first 4 yrs, 2 per year after)	\$ 700,000	\$ -	\$ 700,000	\$ 700,000	\$ 1,470,000	\$ 1,470,000	\$ 1,544,000	\$ 1,544,000	\$ 1,544,000	\$ 1,544,000
Sub-Totals	\$ 700,000	\$ -	\$ 700,000	\$ 700,000	\$ 1,470,000	\$ 1,470,000	\$ 1,544,000	\$ 1,544,000	\$ 1,544,000	\$ 1,544,000
WESTPORT WASTEWATER TREATMENT PLANT - 3512										
4 M Gallon Upset Tank (1 & 2)	\$ 5,000,000	\$ -	\$ -	\$ -	\$ -	\$ -	\$ -	\$ -	\$ -	\$ -
4 M Gallon Upset Tank (1 & 2)	7,000,000	-	-	-	-	-	-	-	-	-
4 M Gallon Upset Tank 3	-	-	-	-	-	5,000,000	-	-	-	-
Sub-Totals	\$ 12,000,000	\$ -	\$ -	\$ -	\$ -	\$ 5,000,000	\$ -	\$ -	\$ -	\$ -
GLADES WASTEWATER TREATMENT PLANT - 3513										
EQ Tank	\$ -	\$ -	\$ -	\$ -	\$ -	\$ 5,000,000	\$ -	\$ -	\$ -	\$ -
Additional On-site Storage Capacity - Reuse (RE-06)	-	-	-	-	-	-	-	\$ 15,082,990	-	-
Additional On-site High Service Pump Capacity - Reuse (RE-09)	-	-	-	-	-	-	-	6,284,710	-	-
Sub-Totals	\$ -	\$ -	\$ -	\$ -	\$ -	\$ 5,000,000	\$ -	\$ 21,367,700	\$ -	\$ -



**CITY OF PORT ST. LUCIE UTILITY SYSTEMS
UTILITY SYSTEMS CAPITAL IMPROVEMENT PROJECTS FUND - FUND #448
TEN YEAR PROJECTION
PROPOSED BUDGET FY 2023-24**

2023-2024 2024-2025 2025-2026 2026-2027 2027-2028 2028-2029 2029-2030 2030-2031 2031-2032 2032-2033

WASTE WATER COLLECTIONS - PM - 3516

Village Green Septic to Sewer	\$ 150,000	\$ 150,000	\$ 150,000	\$ -	\$ -	\$ -	\$ -	\$ -	\$ -	
Phase 2A - 16" CDM Modifications	450,000	-	-	-	-	-	-	-	-	
Phase 2B - 16" CDM Modifications	-	-	-	-	-	450,000	-	-	-	
Phase 3B - 16" FM on Canal 105 to Glades Cutoff Rd	-	-	-	-	-	2,444,400	-	-	-	
Phase 4A - 12" FM St. James to Northport WWBPS	-	1,800,000	-	-	-	-	-	-	-	
Phase 4B - 16" FM HDD River Crossing	-	-	310,000	4,094,000	-	-	-	-	-	
Phase 5A - River Park 16" FM Southport to Northport 12" FM	-	-	3,390,000	-	-	-	-	-	-	
Phase 5B - Oleander LS and FM	-	-	-	-	-	500,000	1,301,500	-	-	
Phase 6 - Northport WWBPS Upgrade & Connection to 16" CDM	-	-	-	-	-	1,200,000	-	-	-	
I&I Southport Area /Eastport Area/Step Systems	-	-	500,000	500,000	500,000	1,000,000	1,000,000	1,000,000	1,000,000	
Mariposa (WW-02)	800,000	-	-	-	-	-	-	-	-	
New Dev WP FM to Glades	-	-	-	-	-	7,000,000	-	-	-	
Glades North Force Main (WW-19)	-	-	-	-	-	-	-	3,703,630	-	
Torino Force Main (WW-09)	-	-	-	-	-	-	-	6,672,500	-	
Becker Road W & WW Improvements Phase 1	2,100,000	-	-	-	-	-	-	-	-	
Becker Road W & WW Improvements Phase 2	2,700,000	-	-	-	-	-	-	-	-	
Becker Road W & WW Improvements Phase 3	-	-	-	990,000	-	-	-	-	-	
Becker Road W & WW Improvements Phase 3	-	-	-	906,000	-	-	-	-	-	
Becker Road W & WW Improvements Phase 3	-	-	-	-	-	1,904,700	-	-	-	
Becker Road W & WW Improvements Phase 4	-	-	-	-	-	-	1,750,000	-	-	
Becker Road W & WW Improvements Phase 5	-	-	-	-	-	-	-	3,500,000	-	
Becker Road W & WW Improvements Phase 6	-	-	-	-	-	-	-	3,050,000	-	
Becker Road W & WW Improvements Phase 7	-	-	-	-	-	-	-	-	3,050,000	
Westport South 16" Force Main (WW-11) Becker Road	400,000	5,000,000	-	-	-	-	-	-	-	
Westport South 16" Force Main (WW-11) Becker Road	100,000	1,500,000	-	-	-	-	-	-	-	
PSL Blvd Force Main (WW-08)	-	-	-	-	-	-	-	4,710,000	-	
Glades WWTF From McCarty Reclaimed Main (RE-10)	-	-	-	-	-	-	-	1,157,090	-	
Sub-Totals	\$ 6,700,000	\$ 8,450,000	\$ 4,350,000	\$ 6,490,000	\$ 500,000	\$ 14,499,100	\$ 4,051,500	\$ 23,793,220	\$ -	\$ 4,050,000
Total of Capital Projects & Payments	\$ 21,900,000	\$ 19,150,000	\$ 8,850,000	\$ 7,690,000	\$ 17,470,000	\$ 59,096,600	\$ 122,691,690	\$ 56,548,920	\$ 18,244,000	\$ 7,594,000
Designated Reserve for Future Projects	5,758,187	5,629,187	8,779,187	11,089,187	9,619,187	(49,477,413)	(172,169,103)	(228,718,023)	(246,962,023)	(236,312,023)
SURPLUS <DEFICIT>	\$ -	\$ -	\$ -	\$ -	\$ -	\$ -	\$ -	\$ -	\$ -	\$ -

*** May need to be covered by the Connection and Contingency Fund or State Revolving Funds

Future Projects:

Far West Reclaim Main (RE-12)
Range Line Injection Well
Range Line Surface Water Plant
McCarty ASR Wellfield on Line - Phase II
Glades WWTP 12 to 18 mgd (WW-20)



“A City for All Ages”

CITY OF PORT ST. LUCIE - Price Increase CAPITAL IMPROVEMENT PROJECT REQUEST FORM



PROJECT TYPE: NEW PROJECT PROJECT CHANGE/UPDATE

Department/Division: Utility
Contact Person: Kevin Matyjaszek
Phone #/Extension: x6400
Fund Number: 448-3310



Project Title: Lime Plant Rehab

Amount Spent-to-date: \$ 132,000

Project Justification

Project Description & Scope: Lime plant rehabilitation. Due to aging. Facility needs to rehab to maintain current capacity.

Purpose: Policy Directives

City Council Goal: High-quality infrastructure and facilities.

Return on Investment (ROI) Considerations

Payback Period (ROI): Project will enhance the quality of life or quality of governmental services for our citizens.

Financial Information

Funding Sources

Funding Type	FY 2023-24	FY 2024-25	FY 2025-26	FY 2026-27	FY 2027-28
Reserves	\$ 500,000	\$ -	\$ 500,000	\$ -	\$ 500,000
Interfund Transfer	\$ -	\$ -	\$ -	\$ -	\$ -
Totals	\$ 500,000	\$ -	\$ 500,000	\$ -	\$ 500,000

Capital Project Expenditures/Expenses

Activity	FY 2023-24	FY 2024-25	FY 2025-26	FY 2026-27	FY 2027-28
Construction	\$ 500,000	\$ -	\$ 500,000	\$ -	\$ 500,000
Totals	\$ 500,000	\$ -	\$ 500,000	\$ -	\$ 500,000

Impact on Operational Expenditures/Expenses

Activity	FY 2023-24	FY 2024-25	FY 2025-26	FY 2026-27	FY 2027-28
	\$ -	\$ -	\$ -	\$ -	\$ -
Totals	\$ -	\$ -	\$ -	\$ -	\$ -

CITY OF PORT ST. LUCIE - Price Increase CAPITAL IMPROVEMENT PROJECT REQUEST FORM



PROJECT TYPE: NEW PROJECT PROJECT CHANGE/UPDATE

Department/Division: Utility
Contact Person: Kevin Matyjaszek
Phone #/Extension: x6400
Fund Number: 448-3314

Project Title: Water Quality Restoration
 Areas 7A

Amount Spent-to-date: \$ 9,000



Project Justification

Project Description & Scope: Water Quality Restoration Area 7A - 528 acre water storage impoundment.

Purpose: Policy Directives

City Council Goal: High-quality infrastructure and facilities.

Return on Investment (ROI) Considerations

Payback Period (ROI): Project will enhance the quality of life or quality of governmental services for our citizens.

Financial Information

Funding Sources

Funding Type	FY 2023-24	FY 2024-25	FY 2025-26	FY 2026-27	FY 2027-28
Potential Grant - Area 7A	\$ -	\$ 4,221,000	\$ -	\$ -	\$ -
Reserves	\$ -	\$ 979,000	\$ -	\$ -	\$ -
Totals	\$ -	\$ 5,200,000	\$ -	\$ -	\$ -

Capital Project Expenditures/Expenses

Activity	FY 2023-24	FY 2024-25	FY 2025-26	FY 2026-27	FY 2027-28
Maintain Infrastructure 7A	\$ -	\$ 5,200,000	\$ -	\$ -	\$ -
Totals	\$ -	\$ 5,200,000	\$ -	\$ -	\$ -

Impact on Operational Expenditures/Expenses

Activity	FY 2023-24	FY 2024-25	FY 2025-26	FY 2026-27	FY 2027-28
Mowing	\$ -	\$ -	\$ 4,000	\$ 4,000	\$ 4,000
Totals	\$ -	\$ -	\$ 4,000	\$ 4,000	\$ 4,000

CITY OF PORT ST. LUCIE - Price Increase CAPITAL IMPROVEMENT PROJECT REQUEST FORM



PROJECT TYPE: NEW PROJECT PROJECT CHANGE/UPDATE

Department/Division: Utility
Contact Person: Kevin Matyjaszek
Phone #/Extension: x6400
Fund Number: 448-3314

Project Title: Range Line Road Reverse Osmosis Water Plant
Amount Spent-to-date: \$ -



Project Justification

Project Description & Scope: Design of a 10 MGD Reverse Osmosis Water Treatment Facility - the addition of this new RO Plant will increase capacity of the Utility's water supply system needed to accommodate new development and future growth within the Utility's service area.

Purpose: Policy Directives

City Council Goal: High-quality infrastructure and facilities.

Return on Investment (ROI) Considerations

Payback Period (ROI): Project will enhance the quality of life or quality of governmental services for our citizens.

Financial Information

Funding Sources

Funding Type	FY 2023-24	FY 2024-25	FY 2025-26	FY 2026-27	FY 2027-28
Reserves	\$ -	\$ -	\$ -	\$ -	\$ 400,000
Reserves - 441	\$ -	\$ -	\$ -	\$ -	\$ 11,000,000
Totals	\$ -	\$ -	\$ -	\$ -	\$ 11,400,000

Capital Project Expenditures/Expenses

Activity	FY 2023-24	FY 2024-25	FY 2025-26	FY 2026-27	FY 2027-28
Design	\$ -	\$ -	\$ -	\$ -	\$ 11,400,000
Totals	\$ -	\$ -	\$ -	\$ -	\$ 11,400,000

Impact on Operational Expenditures/Expenses

Activity	FY 2023-24	FY 2024-25	FY 2025-26	FY 2026-27	FY 2027-28
	\$ -	\$ -	\$ -	\$ -	\$ -
Totals	\$ -	\$ -	\$ -	\$ -	\$ -

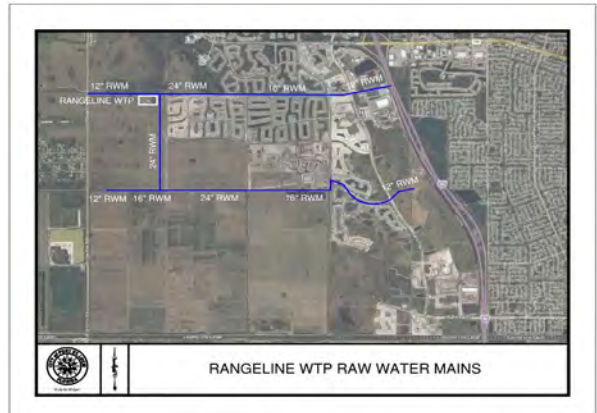
CITY OF PORT ST. LUCIE - Price Increase CAPITAL IMPROVEMENT PROJECT REQUEST FORM



PROJECT TYPE: NEW PROJECT PROJECT CHANGE/UPDATE

Department/Division: Utility
Contact Person: Kevin Matyjaszek
Phone #/Extension: x6400
Fund Number: 448-3314

Project Title: Range Line Road Raw Water Main
Amount Spent-to-date: \$ -



Project Justification

Project Description & Scope: With the addition of the Range Line Road Reverse Osmosis Water Treatment Facility, several Floridan Wells will be needed to provide the water needed for treatment. The proposed raw water main will connect the Floridan Wells to the Range Line Road RO Water Treatment Facility in order to meet the 10 MGD capacity.

Purpose: Policy Directives

City Council Goal: High-quality infrastructure and facilities.

Return on Investment (ROI) Considerations

Payback Period (ROI): Project will enhance the quality of life or quality of governmental services for our citizens.

Financial Information

Funding Sources

Funding Type	FY 2023-24	FY 2024-25	FY 2025-26	FY 2026-27	FY 2027-28
Reserves	\$ -	\$ -	\$ -	\$ -	600,000
Totals	\$ -	\$ -	\$ -	\$ -	\$ 600,000

Capital Project Expenditures/Expenses

Activity	FY 2023-24	FY 2024-25	FY 2025-26	FY 2026-27	FY 2027-28
Design	\$ -	\$ -	\$ -	\$ -	600,000
Totals	\$ -	\$ -	\$ -	\$ -	\$ 600,000

Impact on Operational Expenditures/Expenses

Activity	FY 2023-24	FY 2024-25	FY 2025-26	FY 2026-27	FY 2027-28
	\$ -	\$ -	\$ -	\$ -	\$ -
Totals	\$ -	\$ -	\$ -	\$ -	\$ -

CITY OF PORT ST. LUCIE - Price Increase CAPITAL IMPROVEMENT PROJECT REQUEST FORM



PROJECT TYPE: NEW PROJECT PROJECT CHANGE/UPDATE

Department/Division: Utility
Contact Person: Kevin Matyjaszek
Phone #/Extension: x6400
Fund Number: 448-3316

Village Green Drive

Three (3) Distinct Segments:
Segment 1 (Northern Gateway):
 Between US 1 and Industrial Boulevard

Segment 2 (Trail Connection):
 Between Industrial Boulevard and Walton Road

Segment 3 (Recreational Way):
 Between Walton Road and Tiffany Avenue



Project Title: Village Green Parkway, Huffman - Tiffany
Amount Spent-to-date: \$ -

Project Justification

Project Description & Scope: The Village Green Drive Corridor Revitalization project to relocate utility lines.

Purpose: Policy Directives

City Council Goal: High-quality infrastructure and facilities.

Return on Investment (ROI) Considerations

Payback Period (ROI): Project will enhance the quality of life or quality of governmental services for our citizens.

Financial Information

Funding Sources

Funding Type	FY 2023-24	FY 2024-25	FY 2025-26	FY 2026-27	FY 2027-28
Reserves	\$ -	\$ -	\$ -	\$ -	\$ 3,000,000
Totals	\$ -	\$ -	\$ -	\$ -	\$ 3,000,000

Capital Project Expenditures/Expenses

Activity	FY 2023-24	FY 2024-25	FY 2025-26	FY 2026-27	FY 2027-28
Construction	\$ -	\$ -	\$ -	\$ -	\$ 3,000,000
Totals	\$ -	\$ -	\$ -	\$ -	\$ 3,000,000

Impact on Operational Expenditures/Expenses

Activity	FY 2023-24	FY 2024-25	FY 2025-26	FY 2026-27	FY 2027-28
	\$ -	\$ -	\$ -	\$ -	\$ -
Totals	\$ -	\$ -	\$ -	\$ -	\$ -

CITY OF PORT ST. LUCIE - Price Increase CAPITAL IMPROVEMENT PROJECT REQUEST FORM



PROJECT TYPE: NEW PROJECT PROJECT CHANGE/UPDATE

Department/Division: Utility
Contact Person: Kevin Matyjaszek
Phone #/Extension: x6400
Fund Number: 448-3316

Project Title: PSL Blvd Segment 1 & 2.2

Amount Spent-to-date: \$ 815,009



Project Justification

Project Description & Scope: PSL Blvd Segment 1 & 2.2 - Segment 1 is Paar Drive to Becker Road and Segment 2.2 is Paar Drive to Alcantarra Blvd. This is due to road widening which requires relocation of low pressure main, force main and water main.

Purpose: Policy Directives

City Council Goal: High-quality infrastructure and facilities.

Return on Investment (ROI) Considerations

Payback Period (ROI): Project will enhance the quality of life or quality of governmental services for our citizens.

Financial Information

Funding Sources

Funding Type	FY 2023-24	FY 2024-25	FY 2025-26	FY 2026-27	FY 2027-28
Reserves - Segment 2.2	\$ -	\$ 2,000,000	\$ -	\$ -	\$ -
Reserves - 441 - Segment 1	\$ -	\$ -	\$ 2,000,000	\$ -	\$ -
Totals	\$ -	\$ 2,000,000	\$ 2,000,000	\$ -	\$ -

Capital Project Expenditures/Expenses

Activity	FY 2023-24	FY 2024-25	FY 2025-26	FY 2026-27	FY 2027-28
Construction Segment 2.2	\$ -	\$ 2,000,000	\$ -	\$ -	\$ -
Construction Segment 1	\$ -	\$ -	\$ 2,000,000	\$ -	\$ -
Totals	\$ -	\$ 2,000,000	\$ 2,000,000	\$ -	\$ -

Impact on Operational Expenditures/Expenses

Activity	FY 2023-24	FY 2024-25	FY 2025-26	FY 2026-27	FY 2027-28
	\$ -	\$ -	\$ -	\$ -	\$ -
Totals	\$ -	\$ -	\$ -	\$ -	\$ -

CITY OF PORT ST. LUCIE - Project Delayed CAPITAL IMPROVEMENT PROJECT REQUEST FORM



PROJECT TYPE: NEW PROJECT PROJECT CHANGE/UPDATE

Department/Division: Utility
Contact Person: Kevin Matyjaszek
Phone #/Extension: x6400
Fund Number: 448-3316

Project Title: Floresta Widening from Crosstown to
 Prima Vista

Amount Spent-to-date \$ 65,000



Project Justification

Project Description & Scope: Floresta Widening from Southbend to Prima Vista. Relocation of Utility lines due to widening of roadway. This will be done in 3 phases. (Southbend to Elkcarn Waterway, Elkcarn Waterway to Crosstown Pkwy, Crosstown Pkwy to Prima Vista Blvd.)

Purpose: Policy Directives

City Council Goal: High-quality infrastructure and facilities.

Return on Investment (ROI) Considerations

Payback Period (ROI): Project will enhance the quality of life or quality of governmental services for our citizens.

Financial Information

Funding Sources					
Funding Type	FY 2023-24	FY 2024-25	FY 2025-26	FY 2026-27	FY 2027-28
Reserves - 441	\$ -	\$ 3,000,000	\$ -	\$ -	\$ -
Totals	\$ -	\$ 3,000,000	\$ -	\$ -	\$ -

Capital Project Expenditures/Expenses					
Activity	FY 2023-24	FY 2024-25	FY 2025-26	FY 2026-27	FY 2027-28
Construction	\$ -	\$ 3,000,000	\$ -	\$ -	\$ -
Totals	\$ -	\$ 3,000,000	\$ -	\$ -	\$ -

Impact on Operational Expenditures/Expenses					
Activity	FY 2023-24	FY 2024-25	FY 2025-26	FY 2026-27	FY 2027-28
	\$ -	\$ -	\$ -	\$ -	\$ -
Totals	\$ -	\$ -	\$ -	\$ -	\$ -

CITY OF PORT ST. LUCIE - Project Delayed CAPITAL IMPROVEMENT PROJECT REQUEST FORM



PROJECT TYPE: NEW PROJECT PROJECT CHANGE/UPDATE

Department/Division: Utility
Contact Person: Kevin Matyjaszek
Phone #/Extension: x6400
Fund Number: 448-3316

Project Title: Midway -Jenkins to Glades Cutoff

Amount Spent-to-date: \$ 108,000



Project Justification

Project Description & Scope: Midway - Jenkins to Glades Cutoff. This is due to FDOT/county road widening needing relocation of 16" and 12" water main.

Purpose: Policy Directives

City Council Goal: High-quality infrastructure and facilities.

Return on Investment (ROI) Considerations

Payback Period (ROI): Project will enhance the quality of life or quality of governmental services for our citizens.

Financial Information

Funding Sources

Funding Type	FY 2023-24	FY 2024-25	FY 2025-26	FY 2026-27	FY 2027-28
Reserves - 441	\$ -	\$ -	\$ 1,300,000	\$ -	\$ -
Totals	\$ -	\$ -	\$ 1,300,000	\$ -	\$ -

Capital Project Expenditures/Expenses

Activity	FY 2023-24	FY 2024-25	FY 2025-26	FY 2026-27	FY 2027-28
Construction	\$ -	\$ -	\$ 1,300,000	\$ -	\$ -
Totals	\$ -	\$ -	\$ 1,300,000	\$ -	\$ -

Impact on Operational Expenditures/Expenses

Activity	FY 2023-24	FY 2024-25	FY 2025-26	FY 2026-27	FY 2027-28
	\$ -	\$ -	\$ -	\$ -	\$ -
Totals	\$ -	\$ -	\$ -	\$ -	\$ -

CITY OF PORT ST. LUCIE CAPITAL IMPROVEMENT PROJECT REQUEST FORM

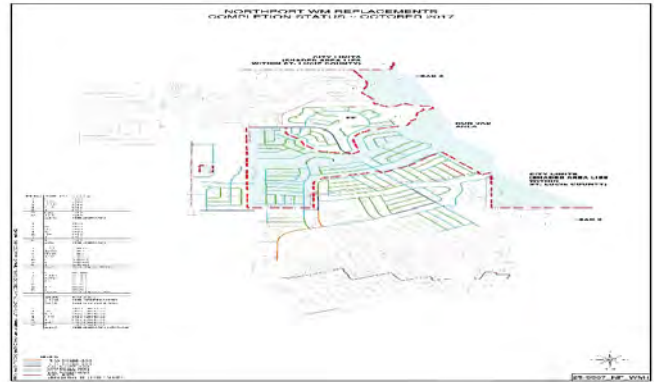


PROJECT TYPE: NEW PROJECT PROJECT CHANGE/UPDATE

Department/Division: Utility
Contact Person: Kevin Matyjaszek
Phone #/Extension: x6400
Fund Number: 448-3316

Project Title: Pipe Replacement

Amount Spent-to-date: \$ -



Project Justification

Project Description & Scope: Pipe replacement to eliminate aging and fragile water mains.

Purpose: Policy Directives

City Council Goal: High-quality infrastructure and facilities.

Return on Investment (ROI) Considerations

Payback Period (ROI): Project will enhance the quality of life or quality of governmental services for our citizens.

Financial Information

Funding Sources

Funding Type	FY 2023-24	FY 2024-25	FY 2025-26	FY 2026-27	FY 2027-28
Reserves	\$ -	\$ 500,000	\$ -	\$ 500,000	\$ -
Totals	\$ -	\$ 500,000	\$ -	\$ 500,000	\$ -

Capital Project Expenditures/Expenses

Activity	FY 2023-24	FY 2024-25	FY 2025-26	FY 2026-27	FY 2027-28
Infrastructure Construction	\$ -	\$ 500,000	\$ -	\$ 500,000	\$ -
Totals	\$ -	\$ 500,000	\$ -	\$ 500,000	\$ -

Impact on Operational Expenditures/Expenses

Activity	FY 2023-24	FY 2024-25	FY 2025-26	FY 2026-27	FY 2027-28
	\$ -	\$ -	\$ -	\$ -	\$ -
Totals	\$ -	\$ -	\$ -	\$ -	\$ -

CITY OF PORT ST. LUCIE CAPITAL IMPROVEMENT PROJECT REQUEST FORM



PROJECT TYPE: NEW PROJECT PROJECT CHANGE/UPDATE

Department/Division: Utility
Contact Person: Kevin Matyjaszek
Phone #/Extension: x6400
Fund Number: 448-3316

Project Title: Glades Cutoff Road Parallel Water Main
Phase 1
Amount Spent-to-date: \$ 55,150



Project Justification

Project Description & Scope: Glades Cutoff Road Parallel Water Main Phase 1 to install a 16 inch parallel water main under I-95 along Glades Cutoff Road per the 2012 Water Master Plan

Purpose: Policy Directives

City Council Goal: High-quality infrastructure and facilities.

Return on Investment (ROI) Considerations

Payback Period (ROI): Project will enhance the quality of life or quality of governmental services for our citizens.

Financial Information

Funding Sources

Funding Type	FY 2023-24	FY 2024-25	FY 2025-26	FY 2026-27	FY 2027-28
Other Financing Sources 441	\$ 2,000,000	\$ -	\$ -	\$ -	\$ -
Totals	\$ 2,000,000	\$ -	\$ -	\$ -	\$ -

Capital Project Expenditures/Expenses

Activity	FY 2023-24	FY 2024-25	FY 2025-26	FY 2026-27	FY 2027-28
Infrastructure Construction	\$ 2,000,000	\$ -	\$ -	\$ -	\$ -
Totals	\$ 2,000,000	\$ -	\$ -	\$ -	\$ -

Impact on Operational Expenditures/Expenses

Activity	FY 2023-24	FY 2024-25	FY 2025-26	FY 2026-27	FY 2027-28
	\$ -	\$ -	\$ -	\$ -	\$ -
Totals	\$ -	\$ -	\$ -	\$ -	\$ -

CITY OF PORT ST. LUCIE - **NEW PROJECT** CAPITAL IMPROVEMENT PROJECT REQUEST FORM




PROJECT TYPE: NEW PROJECT PROJECT CHANGE/UPDATE

Department/Division: Utility
Contact Person: Kevin Matyjaszek
Phone #/Extension: x6400
Fund Number: 448-3380

Project Title: Lift Station Replacements

Amount Spent-to-date: \$ -



Project Justification

Project Description & Scope: Replacement of Lift Station SP-15 will help prevent raw sewage spills and overflows which could have serious negative impacts on the environment and could also jeopardize the City's compliance with its existing regulatory agency permits. This will include replacement of the wetwell, electrical panel, pumps, and pertinent piping. There are approximately 18 lift stations due for replacement that were installed by General Development and are approaching their end of useful life.

Purpose: Policy Directives

City Council Goal: High-quality infrastructure and facilities.

Return on Investment (ROI) Considerations

Payback Period (ROI): Project will enhance the quality of life or quality of governmental services for our citizens.

Financial Information

Funding Sources

Funding Type	FY 2023-24	FY 2024-25	FY 2025-26	FY 2026-27	FY 2027-28
Reserves	\$ 700,000	\$ -	\$ 700,000	\$ 700,000	\$ 1,470,000
Totals	\$ 700,000	\$ -	\$ 700,000	\$ 700,000	\$ 1,470,000

Capital Project Expenditures/Expenses

Activity	FY 2023-24	FY 2024-25	FY 2025-26	FY 2026-27	FY 2027-28
Construction	\$ 700,000	\$ -	\$ 700,000	\$ 700,000	\$ 1,470,000
Totals	\$ 700,000	\$ -	\$ 700,000	\$ 700,000	\$ 1,470,000

Impact on Operational Expenditures/Expenses

Activity	FY 2023-24	FY 2024-25	FY 2025-26	FY 2026-27	FY 2027-28
	\$ -	\$ -	\$ -	\$ -	\$ -
Totals	\$ -	\$ -	\$ -	\$ -	\$ -

CITY OF PORT ST. LUCIE - PRICE INCREASE CAPITAL IMPROVEMENT PROJECT REQUEST FORM



PROJECT TYPE: NEW PROJECT PROJECT CHANGE/UPDATE

Department/Division: Utility
Contact Person: Kevin Matyjaszek
Phone #/Extension: x6400
Fund Number: 448-3512

Project Title: 4 Million Gallon Upset Tanks 1 and 2

Amount Spent-to-date: \$ -



Project Justification

Project Description & Scope: 4 million gallon upset tanks 1 and 2. FDEP will be mandating that only high level disinfected water will be allowed to go down the Westport injection well. These tanks are needed to store out of spec effluent until it can be processed through the treatment system again.

Purpose: Policy Directives

City Council Goal: High-quality infrastructure and facilities.

Return on Investment (ROI) Considerations

Payback Period (ROI): Project will enhance the quality of life or quality of governmental services for our citizens.

Financial Information

Funding Sources					
Funding Type	FY 2023-24	FY 2024-25	FY 2025-26	FY 2026-27	FY 2027-28
Reserves	\$ 7,000,000	\$ -	\$ -	\$ -	\$ -
Reserves - 441	5,000,000	-	-	-	-
Totals	\$ 12,000,000	\$ -	\$ -	\$ -	\$ -

Capital Project Expenditures/Expenses					
Activity	FY 2023-24	FY 2024-25	FY 2025-26	FY 2026-27	FY 2027-28
Construction	12,000,000	\$ -	\$ -	\$ -	\$ -
Totals	\$ 12,000,000	\$ -	\$ -	\$ -	\$ -

Impact on Operational Expenditures/Expenses					
Activity	FY 2023-24	FY 2024-25	FY 2025-26	FY 2026-27	FY 2027-28
Electricity	\$ -	\$ 25,000	\$ 25,000	\$ 25,000	\$ 25,000
Totals	\$ -	\$ 25,000	\$ 25,000	\$ 25,000	\$ 25,000

CITY OF PORT ST. LUCIE - **NEW PROJECT** CAPITAL IMPROVEMENT PROJECT REQUEST FORM



PROJECT TYPE: NEW PROJECT PROJECT CHANGE/UPDATE

Department/Division: Utility
Contact Person: Kevin Matyjaszek
Phone #/Extension: x6400
Fund Number: 448-3516



Project Title: Village Green Septic to Sewer

Amount Spent-to-date: \$ -

Project Justification

Project Description & Scope: This program is to provide funding to convert seven commercial owners within the Hog Pen Hot Spot area that are currently on septic systems to the City's wastewater system. This program would reimburse up to 50%, not to exceed \$75,000 of the commercial owner's costs associated with abandoning septic systems and connection to the City's wastewater system.

Purpose: Policy Directives

City Council Goal: High-quality infrastructure and facilities.

Return on Investment (ROI) Considerations

Payback Period (ROI): Project will enhance the quality of life or quality of governmental services for our citizens.

Financial Information

Funding Sources					
Funding Type	FY 2023-24	FY 2024-25	FY 2025-26	FY 2026-27	FY 2027-28
Reserves	\$ 150,000	\$ 150,000	\$ 150,000	\$ -	\$ -
Totals	\$ 150,000	\$ 150,000	\$ 150,000	\$ -	\$ -

Capital Project Expenditures/Expenses					
Activity	FY 2023-24	FY 2024-25	FY 2025-26	FY 2026-27	FY 2027-28
Construction	\$ 150,000	\$ 150,000	\$ 150,000	\$ -	\$ -
Totals	\$ 150,000	\$ 150,000	\$ 150,000	\$ -	\$ -

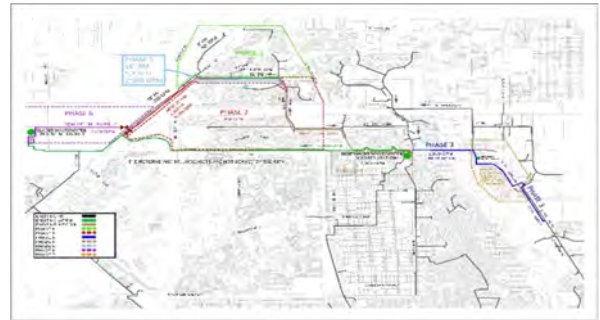
Impact on Operational Expenditures/Expenses					
Activity	FY 2023-24	FY 2024-25	FY 2025-26	FY 2026-27	FY 2027-28
Electricity	\$ -	\$ 20,000	\$ 20,000	\$ 20,000	\$ 20,000
Totals	\$ -	\$ 20,000	\$ 20,000	\$ 20,000	\$ 20,000

CITY OF PORT ST. LUCIE - Price Increase CAPITAL IMPROVEMENT PROJECT REQUEST FORM



PROJECT TYPE: NEW PROJECT PROJECT CHANGE/UPDATE

Department/Division: Utility
Contact Person: Kevin Matyjaszek
Phone #/Extension: x6400
Fund Number: 448-3516



Project Title: Northport Booster Pump Force Main to
 Glades Phase 1-6

Amount Spent-to-date: \$ 3,802,835

Project Justification

Project Description & Scope: Northport Booster Pump Force Main to Glades Wastewater Treatment Plant - Phase 1-6. Allows more flow to be diverted from the Northport service area to be directed to Glades wastewater plant.

Purpose: Policy Directives

City Council Goal: High-quality infrastructure and facilities.

Return on Investment (ROI) Considerations

Payback Period (ROI): Project will enhance the quality of life or quality of governmental services for our citizens.

Financial Information

Funding Sources

Funding Type	FY 2023-24	FY 2024-25	FY 2025-26	FY 2026-27	FY 2027-28
Reserves	\$ 450,000	\$ -	\$ -	\$ -	\$ -
Reserves - 441	\$ -	\$ 1,800,000	\$ 3,700,000	\$ 4,094,000	\$ -
Totals	\$ 450,000	\$ 1,800,000	\$ 3,700,000	\$ 4,094,000	\$ -

Capital Project Expenditures/Expenses

Activity	FY 2023-24	FY 2024-25	FY 2025-26	FY 2026-27	FY 2027-28
Construction 2A	\$ 450,000	\$ -	\$ -	\$ -	\$ -
Construction 4A	\$ -	\$ 1,800,000	\$ -	\$ -	\$ -
Design 4B	\$ -	\$ -	\$ 310,000	\$ -	\$ -
Construction 4B	\$ -	\$ -	\$ -	\$ 4,094,000	\$ -
Construction 5A	\$ -	\$ -	\$ 3,390,000	\$ -	\$ -
Totals	\$ 450,000	\$ 1,800,000	\$ 3,700,000	\$ 4,094,000	\$ -

Impact on Operational Expenditures/Expenses

Activity	FY 2023-24	FY 2024-25	FY 2025-26	FY 2026-27	FY 2027-28
Totals	\$ -	\$ -	\$ -	\$ -	\$ -

CITY OF PORT ST. LUCIE CAPITAL IMPROVEMENT PROJECT REQUEST FORM

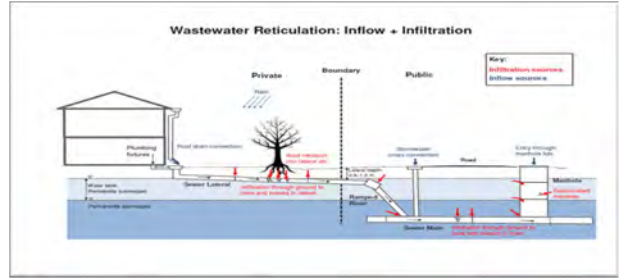


PROJECT TYPE: NEW PROJECT PROJECT CHANGE/UPDATE

Department/Division: Utility
Contact Person: Kevin Matyjaszek
Phone #/Extension: x6400
Fund Number: 448-3516

Project Title: Inflow and Infiltration of Gravity Mains

Amount Spent-to-date: \$ 1,428,118



Project Justification

Project Description & Scope: Inflow and Infiltration of Gravity Mains. Reducing ground water infiltration into sewer system in Southport area due to the age of the system which was originally installed by General Development.

Purpose: Policy Directives

City Council Goal: High-quality infrastructure and facilities.

Return on Investment (ROI) Considerations

Payback Period (ROI): Project will enhance the quality of life or quality of governmental services for our citizens.

Financial Information

Funding Sources					
Funding Type	FY 2023-24	FY 2024-25	FY 2025-26	FY 2026-27	FY 2027-28
Grant - I & I (anticipated)	\$ -	\$ -	\$ 500,000	\$ 500,000	\$ 500,000
Totals	\$ -	\$ -	\$ 500,000	\$ 500,000	\$ 500,000

Capital Project Expenditures/Expenses					
Activity	FY 2023-24	FY 2024-25	FY 2025-26	FY 2026-27	FY 2027-28
Infrastructure Construction	\$ -	\$ -	\$ 500,000	\$ 500,000	\$ 500,000
Totals	\$ -	\$ -	\$ 500,000	\$ 500,000	\$ 500,000

Impact on Operational Expenditures/Expenses					
Activity	FY 2023-24	FY 2024-25	FY 2025-26	FY 2026-27	FY 2027-28
Totals	\$ -	\$ -	\$ (2,500)	\$ (2,500)	\$ (2,500)

CITY OF PORT ST. LUCIE CAPITAL IMPROVEMENT PROJECT REQUEST FORM



PROJECT TYPE: NEW PROJECT PROJECT CHANGE/UPDATE

Department/Division: Utility
Contact Person: Kevin Matyjaszek
Phone #/Extension: x6400
Fund Number: 448-3516

Project Title: Mariposa Force Main

Amount Spent-to-date: \$ -



Project Justification

Project Description & Scope: SP-27 & SP-50 sewer lift stations were recently upgraded to pump higher flows. This force main project will keep the pressures in the collection system to acceptable level as these flows are increased.

Purpose: Policy Directives

City Council Goal: High-quality infrastructure and facilities.

Return on Investment (ROI) Considerations

Payback Period (ROI): Project will enhance the quality of life or quality of governmental services for our citizens.

Financial Information

Funding Sources

Funding Type	FY 2023-24	FY 2024-25	FY 2025-26	FY 2026-27	FY 2027-28
Revenues	\$ 800,000	\$ -	\$ -	\$ -	\$ -
Totals	\$ 800,000	\$ -	\$ -	\$ -	\$ -

Capital Project Expenditures/Expenses

Activity	FY 2023-24	FY 2024-25	FY 2025-26	FY 2026-27	FY 2027-28
Construction	\$ 800,000	\$ -	\$ -	\$ -	\$ -
Totals	\$ 800,000	\$ -	\$ -	\$ -	\$ -

Impact on Operational Expenditures/Expenses

Activity	FY 2023-24	FY 2024-25	FY 2025-26	FY 2026-27	FY 2027-28
	\$ -	\$ -	\$ -	\$ -	\$ -
Totals	\$ -	\$ -	\$ -	\$ -	\$ -

CITY OF PORT ST. LUCIE CAPITAL IMPROVEMENT PROJECT REQUEST FORM



PROJECT TYPE: NEW PROJECT PROJECT CHANGE/UPDATE

Department/Division: Utility
Contact Person: Kevin Matyjaszek
Phone #/Extension: x6400
Fund Number: 448-3516

Project Title: Becker Road Water & Wastewater
 Improvements Phases 1-7

Amount Spent-to-date: \$ 523,710



Project Justification

Project Description & Scope: To provide water and wastewater service to residents along Becker Road between the Florida Turnpike and I-95. The project also includes upgrading existing low-pressure system to meeting build-out demands.

Purpose: Policy Directives

City Council Goal: High-quality infrastructure and facilities.

Return on Investment (ROI) Considerations

Payback Period (ROI): Project will enhance the quality of life or quality of governmental services for our citizens.

Financial Information

Funding Sources

Funding Type	FY 2023-24	FY 2024-25	FY 2025-26	FY 2026-27	FY 2027-28
Interfund Transfers - SAD - Phases 1 & 2	\$ 4,800,000	\$ -	\$ -	\$ -	\$ -
Reserves - Phase 3	\$ -	\$ -	\$ -	\$ 990,000	\$ -
Reserves - 441 - Phase 3	\$ -	\$ -	\$ -	\$ 906,000	\$ -
Totals	\$ 4,800,000	\$ -	\$ -	\$ 1,896,000	\$ -

Capital Project Expenditures/Expenses

Activity	FY 2023-24	FY 2024-25	FY 2025-26	FY 2026-27	FY 2027-28
Construction Phases 1 & 2	\$ 4,800,000	\$ -	\$ -	\$ -	\$ -
Design & Construction Phase 3	\$ -	\$ -	\$ -	\$ 1,896,000	\$ -
Totals	\$ 4,800,000	\$ -	\$ -	\$ -	\$ -

Impact on Operational Expenditures/Expenses

Activity	FY 2023-24	FY 2024-25	FY 2025-26	FY 2026-27	FY 2027-28
	\$ -	\$ -	\$ -	\$ -	\$ -
Totals	\$ -	\$ -	\$ -	\$ -	\$ -

CITY OF PORT ST. LUCIE CAPITAL IMPROVEMENT PROJECT REQUEST FORM



PROJECT TYPE: NEW PROJECT PROJECT CHANGE/UPDATE

Department/Division: Utility
Contact Person: Kevin Matyjaszek
Phone #/Extension: x6400
Fund Number: 448-3516

Project Title: Westport South 16" Force Main Becker Road

Amount Spent-to-date: \$ -



Project Justification

Project Description & Scope: To install a parallel force main along Becker Road and Darwin Boulevard, The force main was identified in the City's Wastewater Master Plan as being needed as developments continue to grow in the southeast service area.

Purpose: Policy Directives

City Council Goal: High-quality infrastructure and facilities.

Return on Investment (ROI) Considerations

Payback Period (ROI): Project will enhance the quality of life or quality of governmental services for our citizens.

Financial Information

Funding Sources

Funding Type	FY 2023-24	FY 2024-25	FY 2025-26	FY 2026-27	FY 2027-28
Interfund Transfers - SAD	\$ 400,000	\$ -	\$ -	\$ -	\$ -
Reserves	\$ 100,000	\$ 1,500,000	\$ -	\$ -	\$ -
Reserves - 441	\$ -	\$ 5,000,000	\$ -	\$ -	\$ -
Totals	\$ 500,000	\$ 6,500,000	\$ -	\$ -	\$ -

Capital Project Expenditures/Expenses

Activity	FY 2023-24	FY 2024-25	FY 2025-26	FY 2026-27	FY 2027-28
Design	\$ 500,000	\$ -	\$ -	\$ -	\$ -
Construction	\$ -	\$ 6,500,000	\$ -	\$ -	\$ -
Totals	\$ 500,000	\$ -	\$ -	\$ -	\$ -

Impact on Operational Expenditures/Expenses

Activity	FY 2023-24	FY 2024-25	FY 2025-26	FY 2026-27	FY 2027-28
	\$ -	\$ -	\$ -	\$ -	\$ -
Totals	\$ -	\$ -	\$ -	\$ -	\$ -

121 SW Port St. Lucie Blvd.
Port St. Lucie, FL 34984
www.CityofPSL.com

